


Institut za zaštitu zdravlja Srbije "Dr Milan Jovanović - Batuš"

Institute of Public Health of Serbia " Dr Milan Jovanović - Batuš"

Centar za prevenciju i kontrolu nezaraznih oboljenja

Center for prevention and control of noncommunicable diseases



**INCIDENCIJA I MORTALITET OD RAKA  
U CENTRALNOJ SRBIJI**  
**CANCER INCIDENCE AND MORTALITY  
IN CENTRAL SERBIA**  
**2007**

REGISTAR ZA RAK U CENTRALNOJ SRBIJI

CANCER REGISTRY OF CENTRAL SERBIA



ISBN 86-7358-030-7

IZVEŠTAJ BR.9

REPORT No.9

Beograd, 2010.

Institut za javno zdravlje Srbije "Dr Milan Jovanović - Batut"  
Institute of Public Health of Serbia " Dr Milan Jovanović - Batut"

Odeljenje za prevenciju i kontrolu nezaraznih bolesti  
Department for Prevention and Control of Noncommunicable Diseases



# INCIDENCIJA I MORTALITET OD RAKA U CENTRALNOJ SRBIJI

CANCER INCIDENCE AND MORTALITY  
IN CENTRAL SERBIA

# 2007

REGISTAR ZA RAK U CENTRALNOJ SRBIJI  
CANCER REGISTRY OF CENTRAL SERBIA



ISBN 86-7358-030-7

IZVEŠTAJ BR. 9  
REPORT No. 9

Beograd, 2010.

**Izdavač**

Institut za javno zdravlje Srbije "Dr Milan Jovanović - Batut"

**Published by**

*Institute of Public Health of Serbia " Dr Milan Jovanović - Batut"*

**Direktor****Director**

Prim. dr sc. Tanja Knežević / *Tanja Knezevic, MD, PhD*

**Odeljenje za prevenciju i kontrolu nezaraznih bolesti****Department for Prevention and Control of Noncommunicable Diseases**

Mr sc. dr Dragan Miljuš / *Dragan Miljus, MD, M. Sc. - Head of Department*

Dr Snežana Živković / *Snezana Zivkovic, MD*

Sanja Savković, inženjer statistike / *Sanja Savkovic, statistics engineer*

Zorica Božić, viši dijetetski nutricionista / *Zorica Bozic, senior dietitian nutritionist*

**Uređivački odbor****Editorial Board**

Mr sc. dr Dragan Miljuš / *Dragan Miljus, MD, M. Sc.*

Dr Snežana Živković / *Snezana Zivkovic, MD*

**Dizajn i priprema za štampu****Design and typesetting**

Mr sc. dr Dragan Miljuš / *Dragan Miljus, MD, M. Sc.*

Dr Snežana Živković / *Snezana Zivkovic, MD*

Zorica Božić, viši dijetetski nutricionista / *Zorica Bozic, senior dietitian nutritionist*

**Lektor****Language editor**

Mr Tamara Gruden / *Mr Tamara Gruden*

**Korespondencija****Correspondence to**

Mr sc. dr Dragan Miljuš / *Dragan Miljus, MD, M. Sc.*

Dr Snežana Živković / *Snezana Zivkovic, MD*

Institut za javno zdravlje Srbije

Dr Subotića 5, 11 000 Beograd, Srbija

Tel: +381 (011) 2684 566/160, 115

Fax: +381 (011) 2684 140

E-mail: [nezaraznibatut@yahoo.com](mailto:nezaraznibatut@yahoo.com)

Web site://[www.batut.org.rs](http://www.batut.org.rs)

**Štampa****Printed by**

**Tiraž** / 500 primeraka

**Circulation** / 500 copies

# SADRŽAJ / CONTENTS

## Uvod i objašnjenja

### *Introduction and Comments*

## Tabele i slike / *Tables and Figures*

1. Broj stanovnika prema uzrastu i polu, centralna Srbija, 2007. godina  
*Population of Central Serbia by age and sex, 2007*
2. Broj stanovnika prema okruzima i polu, centralna Srbiji, 2007. godina  
*Population of Central Serbia by administrative regions by sex, 2007*
3. Stanovništvo prema uzrastu i polu, centralna Srbija, popis 2002. i 2007. godine  
*Population of Central Serbia by age sex, census 2002 and estimate 2007*
4. Broj novoobolelih osoba od raka prema polu, centralna Srbija, 1990 - 2007.  
*Number of new cancer cases by sex, Central Serbia, 1990 - 2007*
5. Broj umrlih osoba od raka prema polu, centralna Srbija, 1990 - 2007.  
*Number of death cancer cases by sex, Central Serbia, 1990 - 2007*
6. Standardizovana incidencija i mortalitet od raka na 100.000 stanovnika, centralna Srbija, 1990 – 2007godina  
*Standardized cancer incidence and mortality rates per 100.000 population, Central Serbia, 1990 – 2007*
7. Standardizovane stope mortaliteta od vodećih lokalizacija raka na 100.000 stanovnika, muškarci, centralna Srbija, 1990 - 2007god.  
*Standardized cancer mortality rates per 100.000 population, males, Central Serbia, 1990 - 2007*
8. Standardizovane stope mortaliteta od vodećih lokalizacija raka na 100.000 stanovnika, žene, centralna Srbija, 1990 - 2007god.  
*Standardized cancer mortality rates per 100.000 population, females, Central Serbia, 1990 - 2007*
9. Vodeće lokalizacije u obolevanju od raka prema polu, centralna Srbija, 2007 godina  
*The leading cancer sites by sex, Central Serbia, 2007*
10. Vodeće lokalizacije u umiranju od raka prema polu, centralna Srbija, 2007 godina  
*Deaths for leading cancer sites by sex, Central Serbia, 2007*
11. Broj novoobolelih slučajeva od raka prema vodećim lokalizacijama, okruzima i polu, centralna Srbija, 2007 godina  
*Number of new cancer cases by sex and leading primary sites, Central Serbia, 2007*
12. Sirove stope incidencije od raka prema vodećim lokalizacijama, okruzima i polu, centralna Srbija, 2007 godina  
*Crude cancer incidence rates by sex and leading primary sites, Central Serbia, 2007*

13. Standardizovane stope incidencije od raka prema vodećim lokalizacijama okruzima i polu, centralna Srbija, 2007 godina  
*Standardized cancer incidence rates by sex and leading primary sites, Central Serbia, 2007*
14. Broj umrlih slučajeva od raka prema prema vodećim lokalizacijama, okruzima i polu, centralna Srbija, 2007 godina  
*Number of death cancer cases by sex and leading primary sites, Central Serbia, 2007*
15. Sirove stope mortaliteta od raka prema vodećim lokalizacijama, okruzima i polu, centralna Srbija, 2007 godina  
*Crude cancer mortality rates by sex and leading primary sites, Central Serbia, 2007*
16. Standardizovane stope mortaliteta od raka prema vodećim lokalizacijama, okruzima i polu, centralna Srbija, 2007 godina  
*Standardized cancer mortality rates by sex and leading primary sites, Central Serbia, 2007*
17. Ukupan broj novoobolelih i broj novoobolelih od raka sa procentom registrovanih samo na osnovu prijave smrti, prema primarnoj lokalizaciji i polu, centralna Srbija, 2007 godina  
*Total number of new cancer cases and number and percentage of cases registered from death certificates only, of corpus uteri, Central Serbia, 2007*
18. Broj novoobolelih slučajeva od raka, prema primarnoj lokalizaciji, uzrastu i polu, centralna Srbija, 2007 godina  
*Number of new cancer cases by primary site, age and sex, Central Serbia, 2007*
19. Sirove i standardizovane stope incidencije od raka na 100 000 stanovnika, prema primarnoj lokalizaciji, uzrastu i polu, centralna Srbija, 2007 godina  
*Crude and standardized cancer incidence rates per 100 000 population by primary site, age and sex, Central Serbia, 2007*
20. Broj umrlih slučajeva od raka, prema primarnoj lokalizaciji, uzrastu i polu, centralna Srbija, 2007 godina  
*Number of death cancer cases by primary site, age and sex, Central Serbia, 2007*
21. Sirove i standardizovane stope mortaliteta od raka na 100 000 stanovnika, prema primarnoj lokalizaciji, uzrastu i polu, centralna Srbija, 2007 godina  
*Crude and standardized cancer mortality rates per 100 000 population by primary site, age and sex, Central Serbia, 2007*
22. Ukupan broj novoobolelih, broj i procenat histološki i citološki verifikovanih slučajeva raka prema primarnoj lokalizaciji i polu, centralna Srbija, 2007 godina  
*Total number of new cancer cases, number and percentage of histologically and cytologically confirmed cancer cases, by primary site and sex, Central Serbia, 2007*

23. Broj novoobolelih i incidencija od raka prema primarnoj lokalizaciji, uzrastu i polu, centralna Srbija, 2007 godina  
*Number of new cancer cases and cancer incidence rates by primary site, age and sex, Central Serbia, 2007*
24. Broj umrlih i mortalitet od raka prema primarnoj lokalizaciji, uzrastu i polu, centralna Srbija, 2007 godina  
*Number of death cancer cases and cancer mortality rates by primary site, age and sex, Central Serbia, 2007*

## UVOD

Populacioni registar za rak osnovan je u Srbiji 1970. godine na osnovu Plana statističkih istraživanja od interesa za Republiku (Sl. glasnik SRS br. 32/69).

U cilju primene jedinstvene metodologije u vođenju Registra u svim teritorijalnim jedinicama bivše Jugoslavije, 1986. godine doneti su Uputstvo o načinu i postupku prijavljivanja lica obolelih od malignih neoplazmi (Sl. list SFRJ, br. 3/86) i Pravilnik o obrascu Registra i načinu njegovog vođenja, obrascu prijave i postupku prijavljivanja i odjavljivanja određenih bolesti (Sl. glasnik SRS, br. 42/86).

Neprecizno uputstvo, nedovoljna edukacija zdravstvenih radnika, kao i nedostatak informatičke podrške imali su za posledicu subregistraciju novootkrivenih slučajeva raka, kao i relativno loš kvalitet podataka na samoj prijavi. U periodu od 1986. do 1995. godine, broj obolelih slučajeva malignih tumora koji su prijavljeni Registru bio je približno isti ili čak i manji od broja umrlih od raka.

Polazeći od zakonske obaveze i uloge Registra (pre svega, za procenu opterećenosti društva rakom, donošenje programa primarne prevencije, planiranje onkološke zdravstvene zaštite, kao i za klinička i epidemioloških istraživanja), u toku 1996. godine pristupljeno je njegovoj reorganizaciji u skladu sa preporukama Internacionalne (International Agency for Research on Cancer - IACR) i Evropske (European Network of Cancer Registries - ENCR) asocijacije registara za rak.

Reorganizacija je obuhvatala:

- decentralizaciju (registri se vode na nivou okruga, a baza podataka za centralnu Srbiju se nalazi u Institutu za javno zdravlje Srbije),
- pored pasivnog i aktivni način prikupljanja podataka,
- nove izvore informacija,
- edukaciju zdravstvenih radnika,
- informatičku podršku i
- povratni sistem informacija.

Zahvaljujući uspešnoj reorganizaciji, u toku 1998. godine Registar za rak u centralnoj Srbiji je primljen u Internacionalnu (IACR) i Evropsku asocijaciju registara za rak (ENCR).

Posle navedenih aktivnosti i vremenskog perioda od nekoliko godina, koji je neophodan za stabilnost podataka, ostvareni su uslovi za izradu prvog izveštaja u decembru 2002. godine.

U registrima koji funkcionišu više decenija, zbog mnogobrojnih izvora podataka i potrebe za njihovom proverom i analizom, uobičajeni vremenski period za prikupljanje podataka iznosi dve godine posle čega se publikuje izveštaj.

## **INTRODUCTION**

The Population Register for Cancer was formed in Serbia in 1970, originated from the Plan of Statistical Research of Interest for the Republic (Official Gazette of the Republic of Serbia No. 32/69).

In 1986, aiming to apply a unified Register implementation methodology in all territorial units of Former Yugoslavia, the Guidelines On Ways And Procedures Of Reporting Persons With Malign Neoplasms (Official Gazette SFRY, No. 3/86) and the Regulation Book For The Register Form And The Method Of Updating, The Report Forms And Reporting And Cancelation Procedures For Certain Diseases (Official Gazette Gazette of the Republic of Serbia No. 42/86) were adopted.

Unprecise Guidelines, insufficient education of the medical personnel, as well as the lack of informatics support resulted in the subregistration of newly found cases of cancer, as well as a relatively poor quality of data on the report forms themselves. In the period of 1986 - 1995, the number of cases with malignant tumors reported to the Register was approximately the same or even lower compared to the number of cases deceased from cancer.

Starting from legal obligations and role of the Register, (foremost for the evaluation of the cancer burden on society, adoption of primary prevention programs, planning oncology health care, as well as clinical and epidemiological research), the reorganization of the Register began in 1996, in accordance with the recommendations of the Interational Agency for Research on Cancer - IACR, and European Network of Cancer Registries - ENCR.

The reorganization encompassed:

- Decentralization (registers are formed on the level of regions, while the main database for Central Serbia is located in the Institute of Public Health of Serbia),
- Apart from passive, active data collection,
- New sources of information,
- Education of medical personnel,
- Informatics support and
- Feedback system of information.

During 1998, due to a successful reorganization, the Cancer Register in Central Serbia was admitted into the Interational Agency for Research on Cancer (IACR) and European Network of Cancer Registries (ENCR).

Following the afore-mentioned activities and several years period necessary for achieving stability of the data, conditions were created for issuing the first Report in December 2002.

In Registers functioning over a period of several decades, due to numerous data sources and the need to check and analyze them, the usual time span for data collection is two years, after which the Report is published.



## **METOD**

Registar za rak u centralnoj Srbiji obuhvata podatke o: ličnim karakteristikama obolelih/umrlih, mogućoj pojavi multiplog primarnog tumora, datumu utvrđivanja sadašnjeg oboljenja, načinu dijagnostike, karakteristikama tumora (primarna i sekundarna anatomska lokalizacija, histološki tip, stadijum), ishodu bolesti, kao i podatke o zdravstvenoj ustanovi koja je prijavila maligni tumor.

Izvori informacija o obolelim/umrlim od raka su podaci iz instituta za onkologiju, onkoloških dispanzera, onkoloških klinika, bolničkih i vanbolničkih zdravstvenih ustanova, patohistoloških/citoloških, hematoloških i drugih laboratorija, prijava smrti, fondova zdravstvenog osiguranja i ciljanih istraživanja.

Informatičku podršku Registru pružio je programski paket CanReg4 (Department of Descriptive Epidemiology, IARC, Lyon, France, 2002).

U cilju obezbeđenja kvalitetnog prikupljanja, unosa, čuvanja, obrade i analize podataka u Registru, primenjena je metodologija međunarodnih asocijacija (IARC i ENCR) registara za rak.

Za analizu umiranja od malignih tumora u centralnoj Srbiji u 2007 godini, korišćeni su nepublikovani podaci Republičkog zavoda za statistiku. Izvor podataka o populaciji bila je procena stanovništva za 2007 godinu Republičkog zavoda za statistiku.

Maligni tumori su šifrirani prema Međunarodnoj klasifikaciji bolesti - deseta revizija, knjiga 1- (šifre C00-C96) i prema Međunarodnoj klasifikaciji onkoloških bolesti - drugo izdanje (šifre 8000/3-9941/3) - International Classification of Diseases for Oncology - Third Edition, World Health Organization, 2000, Geneva. Registrom nisu obuhvaćeni tumori "in situ" (šifre D00-D09).

U izveštaju pored nestandardizovanih, prikazane su i standardizovane stope incidencije (tabele 37-55) i mortaliteta (tabele 75-96). Navedene stope standardizovane su metodom direktne standardizacije, a kao standardna populacija korišćena je populacija sveta (ASR-W), Evrope (ASR-E) i trunkova (ASR-TRUNC).

Učešće prijavljenih slučajeva malignih tumora koji su registrovani samo na osnovu prijave smrti (tabela 17), kao i učešće histološki i citološki verifikovanih malignih tumora (tabela 94) u ukupnom broju prijavljenih malignih tumora, bili su osnov za procenu kvaliteta podataka Registra.

## **METHOD**

The Central Serbia Cancer Register includes the following data: personal characteristics of new cases/deceased, possible appearance of multiple primary tumors, date of determination of current illness, diagnostic methods, tumor characteristics (primary and secondary anatomy localization, histology type, stage), outcome of the disease, as well as data on the health institution reporting the malign tumor.

Information sources concerning new cancer cases/deceased cases are data from the oncology institutes, oncology dispensaries, oncology clinics, hospitals and out-patients health institutions, pathology/cytology, hematology and other laboratories, death reports, health insurance funds and targeted research.

The Register is informatically supported by the CanReg4 program package (Department of Descriptive Epidemiology, IARC, Lyon, France, 2002).

With the aim of providing quality in collection, entry, keeping, processing and analysis of data in the Register, the methodology of international associations was applied (IARC I ENCR) for cancer registers.

Unpublished data of the Republic Statistics Institute were used for the analysis of death due to malign tumors in Central Serbia in 2007

The source of data concerning the population was the 2007 estimate of the Republic Statistics Institute.

Malign tumors are coded according to the International Classification of Diseases - Tenth Revision, Volume 1 (codes C00-C96) and according to the International Classification of Diseases for Oncology - Third Edition (codes 8000/3-9941/3), World Health Organization, 2000, Geneva. The Register does not include tumors "in situ" (codes D00-D09).

Apart from crude rates, the Report includes standardized incidence rates (tables 37-55) and mortality rates (tables 75-96). These rates were standardized by the method of direct standardization, with the World (ASR-W), European (ASR-E) or truncated (ASR-TRUNC) population as the standard population.

The percentage of new malign tumor cases registered only on the basis of death reports (table 17), as well as the percentage of histologically and cytologically verified malign tumors (table 94) out of the total number of reported cancer cases, were the foundation for the evaluation of Register data quality.

## **DEFINICIJE**

Incidencija je broj novodijagnostikovanih slučajeva raka u definisanoj populaciji, prijavljenih registru u datoj kalendarskoj godini.

Uzrasno specifična stopa incidencije je broj novoobolelih od raka u definisanoj uzrasnoj grupi (najčešće petogodišnji interval) na 100.000 stanovnika te uzrasne grupe.

Mortalitet je broj slučajeva umrlih od raka koji se javljaju u definisanoj populaciji tokom određenog vremenskog perioda.

Uzrasno specifična stopa mortaliteta je broj umrlih od raka u definisanoj uzrasnoj grupi (najčešće petogodišnji interval) na 100.000 stanovnika te uzrasne grupe.

Standardizovane stope incidencije i mortaliteta predstavljaju fiktivne vrednosti koje se dobijaju određenim tehničkim postupkom, uvođenjem standardne populacije, obično je to: populacija sveta (ASR-W), Evrope (ASR-E) ili tranka (ASR-TRUNC). Njima se prevazilaze razlike (najčešće po polu i uzrastu) koje postoje u različitim populacijama, tako da su pogodne za poređenja.

## **DEFINITIONS**

Incidence is the number of newly diagnosed cancer cases in a defined population, reported to the Register in the given calendar year.

The age-specific incidence rate is the number of new cancer cases in a defined age-group (usually five-year interval) per 100 000 population of that age group.

Mortality is the number of cases deceased from cancer appearing in a defined population during a determined period of time.

The age-specific mortality rate is the number of deceased from cancer in a defined age-group (usually five-year interval) per 100 000 population of that age group.

Standardized incidence and mortality rates represent fictive values reached by a certain technique, introducing standard population: usually World (ASR-W), European (ASR-E) or truncated population (ASR-TRUNC). They are used to eliminate differences (mostly gender and age) existing in different populations and are, therefore, convenient for comparison.

***U realizaciji ovog izveštaja učestvovali su zdravstveni radnici i saradnici:***

- ***Instituta za javno zdravlje u Nišu i Kragujevcu;***
- ***Zavoda za javno zdravlje na teritoriji centralne Srbije;***
- ***Hospitalnog Registra za rak Instituta za onkologiju i radiologiju Srbije;***
- ***Instituta kliničkog centra Srbije i kliničkog centra u Nišu;***
- ***Kliničko bolničkih centara u Beogradu i Kragujevcu;***
- ***Instituta za zdravstvenu zaštitu majke i deteta "Dr Vukan Čupić";***
- ***Univerzitetske dečije klinike u Beogradu;***
- ***Ginekološko akušerske klinike "Narodni front";***
- ***Zdravstvenih centara;***
- ***Specijalnih / opštih bolnica, i***
- ***Domova zdravlja na teritoriji centralne Srbije.***

***Health experts and administrative staff from the following institutions participated in the realization of this Report:***

- ***Institutes of Public Health of Nis and Kragujevac;***
- ***Institutes of Public Health on the territory of Central Serbia;***
- ***Hospital Cancer Register of the Oncology and Radiology Institute of Serbia;***
- ***Institutes of the Clinical Centre of Serbia and the Clinical Centre of Nis;***
- ***Clinical-Hospital Centres in Belgrade and Kragujevac;***
- ***Institute for Health Care of Mother and Child "Dr Vukan Čupić";***
- ***University Childrens' Clinic in Belgrade;***
- ***Gyneacology and Obstretics Clinic "Narodni front";***
- ***Health Centres;***
- ***Special / General Hospitals and***
- ***Primary Health Centres on the territory of Central Serbia.***

## **Koordinatori okružnih Registara za rak / *Coordinators of Cancer Registries:***

### **Zavod za javno zdravlje Šabac / *Institute of Public Health Sabac***

Dr Olivera Stojanović, specijalista socijalne medicine / *Olivera Stojanovic, MD, specialist specialist in social medicine*

Vesna Maksimović, viši sanitarni tehničar / *Vesna Maksimovic, senior sanitary technician*

### **Zavod za javno zdravlje Valjevo / *Institute of Public Health Valjevo***

Marija Jovanović, medicinska sestra / *Marija Jovanovic, nurse*

### **Zavod za javno zdravlje Požarevac / *Institute of Public Health Pozarevac***

Dr Goran Nikolić, specijalista epidemiologije / *Goran Nikolic, MD, specialist in epidemiology*

Srdan Klimek, viši sanitarni tehničar / *Srdjan Klimek, senior sanitary technician*

Nataša Peurača, dipl. biolog / *Natasa Peuraca, graduate biologist*

### **Institut za javno zdravlje Kragujevac / *Institute of Public Health Kragujevac***

Prof. dr Vesna Pantović, specijalista epidemiologije / *Prof. Vesna Pantovic, MD, PhD, specialist in epidemiology*

Ass. dr Gordana Đorđević, specijalista epidemiologije / *Ass. Prof. Gordana Djordjevic, MD, PhD, specialist in epidemiology*

Jelena Hadžić - Radisavljević, viši sanitarni tehničar / *Jelena Hadzic - Radisavljevic, senior sanitary technician*

### **Zavod za javno zdravlje Čuprija / *Institute of Public Health Cuprija***

Dr Vesna Stefanović, specijalista epidemiolog / *Vesna Stefanovic, MD, specialist in epidemiology*

Sonja Anđelković, viši sanitarni tehničar / *Sonja Anđelkovic, senior sanitary technician*

### **Zavod za javno zdravlje Zaječar / *Institute of Public Health Zajecar***

Dr Svetlana Živković, specijalista epidemiolog / *Svetlana Zivkovic, MD, specialist in epidemiology*

Nena Đorđević, operater / *Nena Đorđevic, IT technician*

### **Zavod za javno zdravlje Užice / *Institute of Public Health Uzice***

Dr sc med Biljana Mijović / *Biljana Mijović MD, PhD, specialist in epidemiology*

Dr Aleksandra Andrić, specijalista epidemiolog / *Aleksandra Andric, MD, specialist in epidemiology*

Marija Dulović, sanitarni tehničar / *Marija Dulovic, sanitary technician*

### **Zavod za javno zdravlje Čačak / *Institute of Public Health Cacak***

Dr Aksentije Tošić, specijalista epidemiolog / *Aksentije Tosic, MD, specialist in epidemiology*

Radoica Gojgić, dipl. inženjer metalurgije / *Radoica Gojgic, dipl. engineer of metallurgy*

### **Zavod za javno zdravlje Kraljevo / *Institute of Public Health Kraljevo***

Dr Vladan Šaponjić, specijalista epidemiolog / *Vladan Saponjic, MD, specialist in epidemiology*

Dr Verica Đukić, specijalista epidemiolog / *Verica Djukic, MD, specialist in epidemiology*

Zvonko Marinković, viši sanitarni tehničar / *Zvonko Marinkovic, senior sanitary technician*

**Zavod za javno zdravlje Kruševac / *Institute of Public Health Krusevac***

Dr Mirjana Avramović, specijalista epidemiolog / *Mirjana Avramovic, MD, specialist in epidemiology*

Verica Mijailović, viši sanitarni tehničar / *Verica Mijailovic, senior sanitary technician*

**Insitut za javno zdravlje Niš / *Institute of Public Health Nis***

Dr Mirko Ilić, specijalista epidemiolog / *Mirko Ilic, MD, specialist in epidemiology*

Aleksandar Stojanović, viši sanitarni tehničar / *Aleksandar Stojanovic, senior sanitary technician*

**Zavod za javno zdravlje Pirot / *Institute of Public Health Pirot***

Dr Radmila Zec, specijalista epidemiolog / *Radmila Zec, MD, specialist in epidemiology*

Sonja Petrov, viši sanitarni tehničar / *Sonja Petrov, senior sanitary technician*

**Zavod za javno zdravlje Leskovac / *Institute of Public Health Leskovac***

Prim. dr sc. med. Miroslava Dimitrijević, specijalista socijalne medicine / *Prim. Miroslava Dimitrijevic, MD, PhD, specialist in social medicine*

Rosica Pejčić, viši sanitarni tehničar / *Rosica Pejcic, senior sanitary technician*

**Zavod za javno zdravlje Vranje / *Institute of Public Health Vranje***

Dr Svetlana Stojanović, specijalista socijalne medicine / *Svetlana Stojadinovic, MD, specialist in social medicine*

Petar Veličković, zdravstveni statističar / *Petar Velickovic, health statistician*

**Gradski zavod za javno zdravlje Beograd / *Institute of Public Health Beograd***

Mr sc. med. Ljubinka Marčetić, specijalista socijalne medicine / *Ljubinka Marcetic, MD, M. Sc. specialist in social medicine*

Dr Svetlana Trtica, specijalista socijalne medicine / *Svetlana Trtica, MD, specialist in social medicine*

Aleksandra Čukić, zdravstveni statističar / *Aleksandra Cukic, health statistician*

Tabela 1. Broj stanovnika prema uzrastu i polu, centralna Srbija, 2007\*. godina

Table 1. Population of Central Serbia by age and sex, 2007\*

Uzrast Age	Muškarci Males	Žene Females	Ukupno Total
0-4	140951	132601	273552
5-9	136313	130126	266439
10-14	150512	142640	293152
15-19	164632	156876	321508
20-24	183640	177504	361144
25-29	188437	184342	372779
30-34	186393	186523	372916
35-39	172877	175762	348639
40-44	170735	176109	346844
45-49	184228	191638	375866
50-54	212422	220253	432675
55-59	195688	209723	405411
60-64	126112	142319	268431
65-69	130405	155478	285883
70-74	124887	158378	283265
75+	153348	228220	381568
<b>Ukupno (Total)</b>	<b>2621580</b>	<b>2768492</b>	<b>5390072</b>

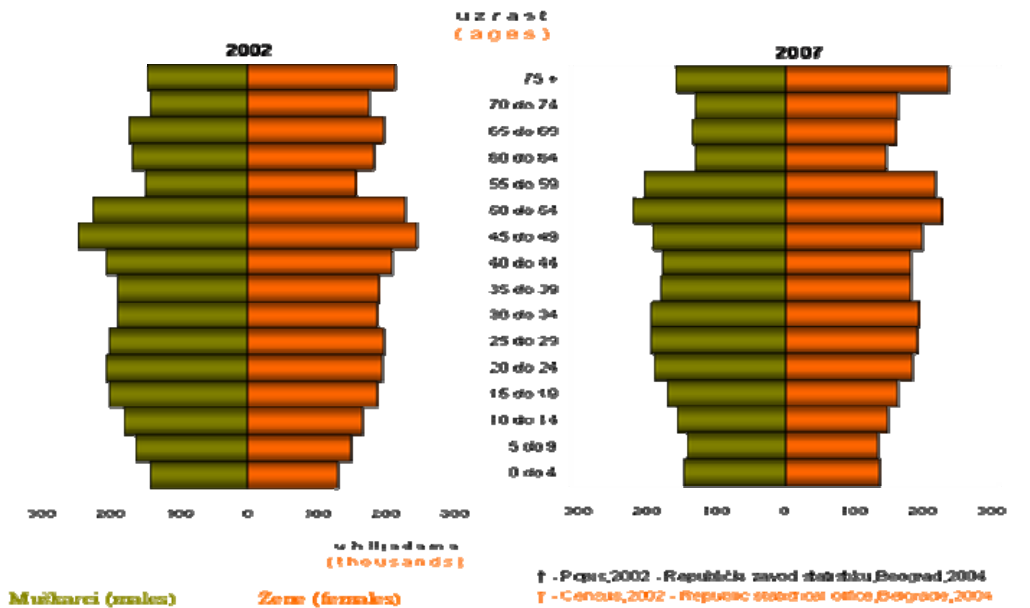
Tabela 2. Broj stanovnika prema okruzima i polu, centralna Srbija, 2007\*. godina

Table 2. Population of Central Serbia by administrative districts by sex, 2007\*

Teritorija District	Muškarci Males	Žene Females	Ukupno Total
Grad Beograd	761457	849876	1611333
Kolubarski	90685	93329	184014
Mačvanski	156856	160143	316999
Raški	146662	151051	297713
Moravički	107368	111244	218612
Zlatiborski	149354	152874	302228
Rasinski	121793	127102	248895
Šumadijski	142733	149607	292340
Pomoravski	106451	113483	219934
Braničevski	93547	100397	193944
Podunavski	101299	104612	205911
Zaječarski	62030	66026	128056
Borski	66728	69709	136437
Nišavski	185533	191413	376946
Pčinjski	114704	114496	229200
Jablanički	115745	116048	231793
Toplički	48822	48214	97036
Pirotski	49813	48868	98681
<b>Centralna Srbija (Central Serbia)</b>	<b>2621580</b>	<b>2768492</b>	<b>5390072</b>

Slika 1. Stanovništvo prema uzrastu i polu, centralna Srbija, 2002† i 2007\*. godina

Figure 1. Population of Central Serbia by age and sex, 2002† and 2007\*



† - Popis, 2002 - Republički zavod za statistiku, Beograd, 2004  
 † - Census, 2002 - Republički zavod za statistiku, Beograd, 2004  
 \* - Procena, 2007 - Republički zavod za statistiku, Beograd, 2009  
 \* - Estimate, 2007 - Republic statistical office, Belgrade, 2009

**Tabela 3. Broj novoobolelih osoba od raka prema polu, centralna Srbija, 1990 - 2007. godina**  
**Table 3. Number of new cancer cases by sex, Central Serbia, 1990 - 2007**

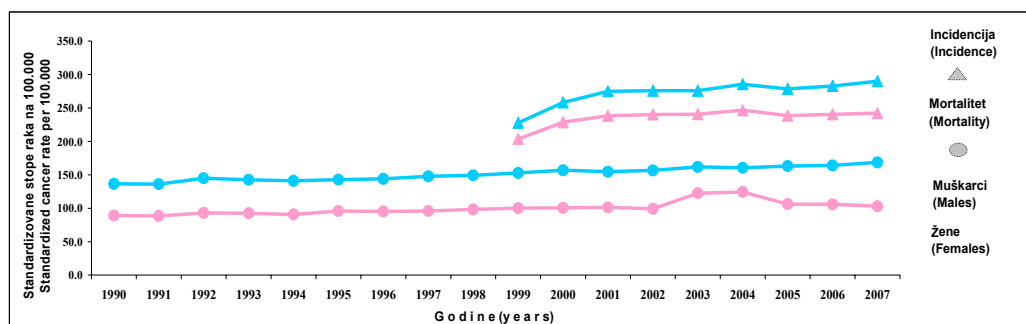
P o l (Sex)	G o d i n e (Y e a r s)																		
	1990*	1991*	1992*	1993*	1994*	1995*	1996*	1997*	1998*	1999	2000	2001	2002	2003	2004	2005	2006	2007	
Muškarci (Males)	4879	4479	4417	2900	2639	3101	8987	9412	9788	9964	11270	12110	12449	12350	12801	12679	12835	13475	
Žene (Females)	5019	4696	4174	3354	3250	3955	8236	8562	9053	9661	10853	11249	11449	11594	11954	11690	11758	12187	
Ukupno (Total)	9898	9175	8591	6254	5889	7056	17223	17974	18841	19625	22123	23359	23898	23944	24755	24369	24593	25662	

\* subregistracija (subregistration)

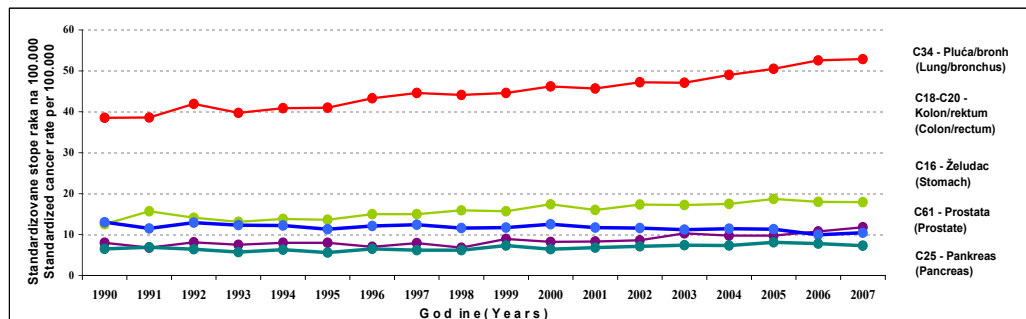
**Tabela 4. Broj umrlih osoba od raka prema polu, centralna Srbija, 1990 - 2007. godina**  
**Table 4. Number of death cancer cases by sex, Central Serbia, 1990 - 2007**

P o l (Sex)	G o d i n e (Y e a r s)																		
	1990	1991	1992	1993	1994	1995	1996	1997	1998	1999	2000	2001	2002	2003	2004	2005	2006	2007	
Muškarci (Males)	5612	5658	6083	6093	6146	6287	6488	6736	6874	6962	7206	7149	7496	7655	7728	7858	7968	8290	
Žene (Females)	4202	4303	4544	4581	4569	4907	4919	5052	5288	5350	5447	5553	5571	5832	5980	6142	6146	6083	
Ukupno (Total)	9814	9961	10627	10674	10715	11194	11407	11788	12162	12312	12653	12702	13067	13487	13708	14000	14114	14373	

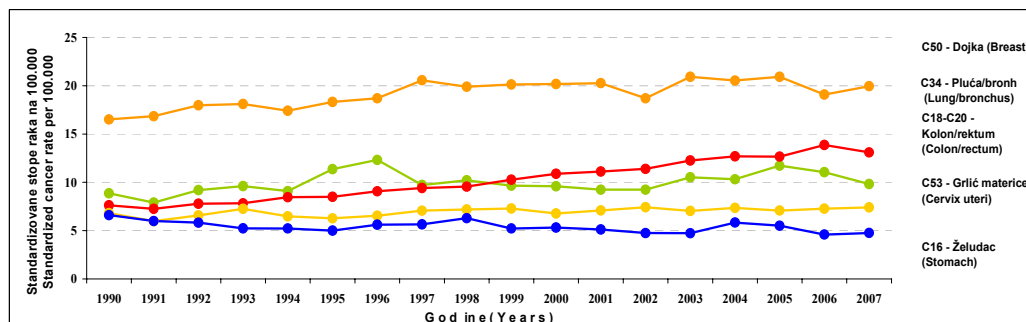
**Slika 2. Standardizovana incidencija i mortalitet od raka na 100.000 stanovnika, centralna Srbija, 1990 - 2007. godina**  
**Figure 2. Standardized cancer incidence and mortality rates per 100.000 population, Central Serbia, 1990 - 2007**



**Slika 3. Standardizovane stope mortaliteta od vodećih lokalizacija raka na 100.000 stanovnika, muškarci, centralna Srbija, 1990-2007. god.**  
**Figure 3. Standardized cancer mortality rates per 100.000 population, males, Central Serbia, 1990 - 2007**

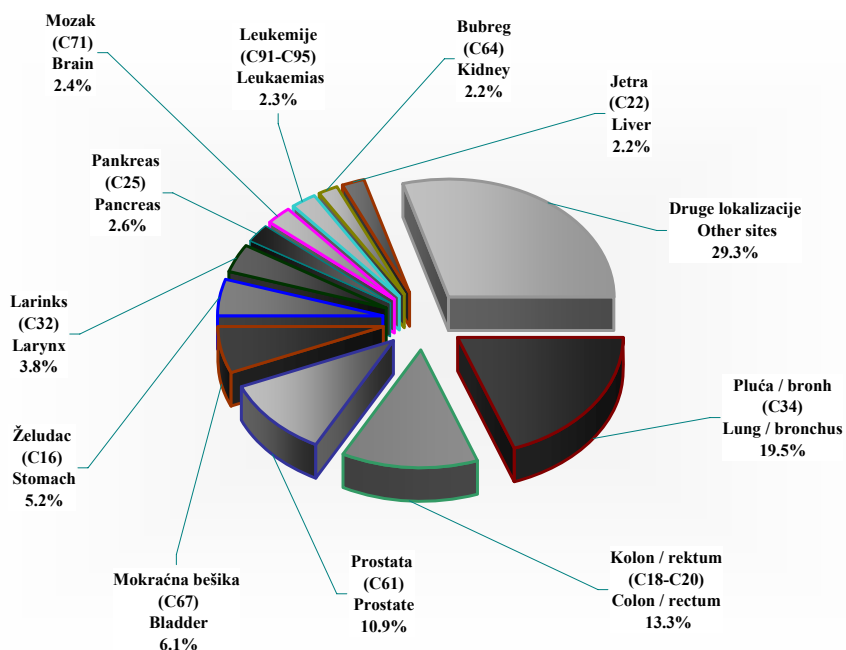


**Slika 4. Standardizovane stope mortaliteta od vodećih lokalizacija raka na 100.000 stanovnika, žene, centralna Srbija, 1990 - 2007. god.**  
**Figure 4. Standardized cancer mortality rates per 100.000 population, females, Central Serbia, 1990 - 2007**

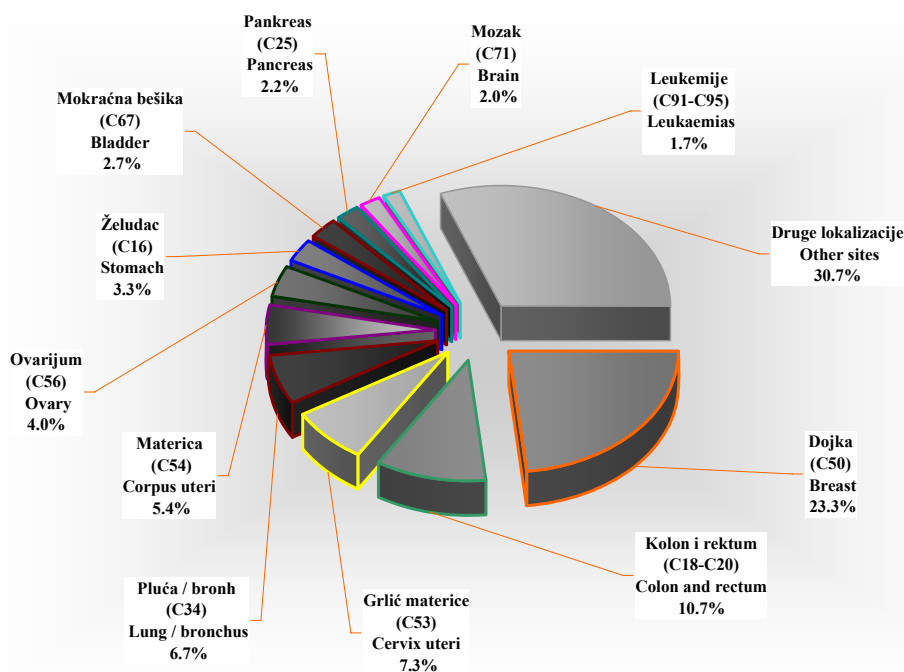




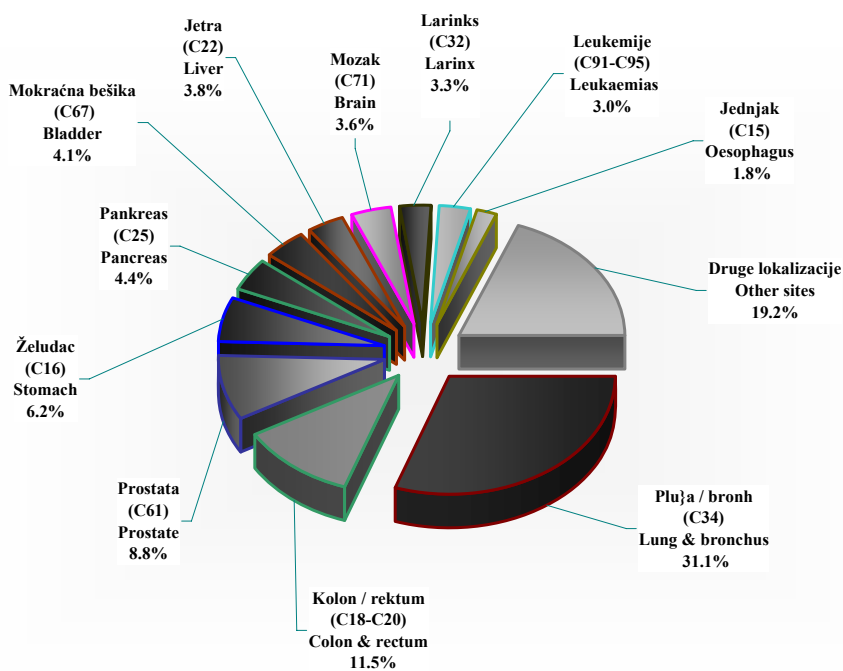
**Slika 5. Vodeće lokalizacije u obolevanju od malignih tumora kod muškaraca, centralna Srbija, 2007.god.**  
**Figure 5. The leading cancer sites in males, Central Serbia, 2007**



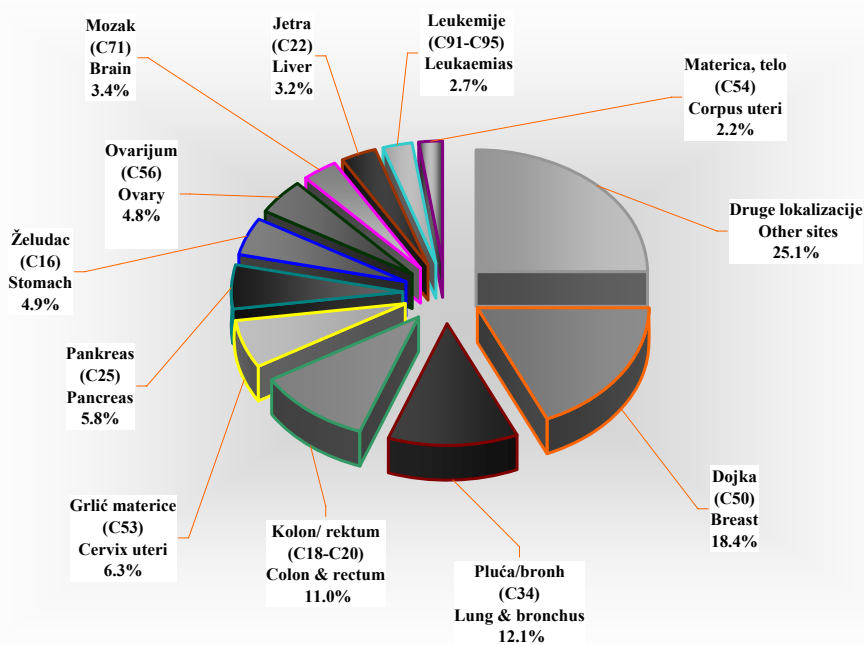
**Slika 6. Vodeće lokalizacije u obolevanju od malignih tumora kod žena, centralna Srbija, 2007. god.**  
**Figure 6. The leading cancer sites in females, Central Serbia, 2007**



**Slika 7. Vodeće lokalizacije u umiranju od malignih tumora kod muškaraca, centralna Srbija, 2007. god.**  
**Figure 7. The leading cancer sites, deaths, males in Central Serbia, 2007**



**Slika 8. Vodeće lokalizacije u umiranju od malignih tumora kod žena, centralna Srbija, 2007. god.**  
**Figure 8. The leading cancer sites, deaths, females in Central Serbia, 2007**



**Tabela 5. Broj novoobolelih slučajeva od raka prema vodećim lokalizacijama i okruzima, muškarci, centralna Srbija, 2007. godina**

Table 5. Number of new cancer cases by leading primary sites, males, regions in Central Serbia, 2007

Primarne lokalizacije (10-MKB) Primary sites (ICD-10)	centralna Srbija	O k r u g ( R e g i o n )																	
		Grad Beograd	Kolubarski	Mačvanski	Raški	Moravički	Zlatiborski	Rasinski	Šumadijski	Pomoravski	Braničevski	Podunavski	Zaječarski	Borski	Nišavski	Pčinjski	Jablanički	Toplički	Pirotski
Pluća i bronh, (C34) Lung and bronchus	2633	578	110	240	121	130	186	172	133	122	86	143	61	76	163	105	112	45	50
Kolon i rektum (C18-C20) Colon and rectum	1788	709	66	118	82	65	80	64	102	42	44	64	46	34	92	49	61	22	48
Prostata (C61) Prostate	1474	529	50	57	58	59	79	69	90	50	41	86	36	39	94	19	66	19	33
Mokraćna bešika (C67) Bladder	827	280	30	57	50	39	39	39	49	27	31	33	11	24	62	23	18	4	11
Želudac (C16) Stomach	698	166	23	71	39	32	39	34	42	21	16	31	12	10	62	26	36	23	15
Larinks (C32) Larynx	512	188	16	23	20	21	11	24	28	15	10	38	12	5	51	12	19	10	9
Pankreas (C25) Pancreas	356	90	11	18	15	6	26	15	30	24	14	20	17	9	19	17	12	4	9
Mozak (C71) Brain	326	61	6	18	21	11	18	12	36	13	11	16	12	10	30	17	12	13	9
Leukemije (C91-C95) Leukaemias	315	102	14	34	8	19	11	12	31	6	0	5	8	10	20	4	11	2	18
Bubreg (C64) Kidney	297	90	13	19	17	19	21	17	19	1	8	13	5	10	19	8	10	4	4
Jetra (C22) Liver	297	60	7	22	19	6	17	19	13	4	14	16	1	4	30	16	28	8	13
Ušna šuplj. i farinks (C00-C10) Mouth and pharynx	297	100	7	17	7	16	19	30	13	7	11	10	7	6	20	7	10	3	7
Druge lokalizacije Other sites	3655	1184	170	200	192	146	252	160	279	49	77	140	107	102	319	71	88	49	70
Sve lokalizacije (C00-C97) All sites	13475	4137	523	894	649	569	798	667	865	381	363	615	335	339	981	374	483	206	296
Sve lokalizacije bez kože (C44) All sites but skin (C44)	12003	3649	448	801	557	488	698	611	773	375	343	583	280	305	813	358	457	200	264

**Tabela 6. Broj novoobolelih slučajeva od raka prema vodećim lokalizacijama i okruzima, žene, centralna Srbija, 2007. godina**

Table 6. Number of new cancer cases by leading primary sites, females, regions in Central Serbia, 2007

Primarne lokalizacije (10-MKB) Primary sites (ICD-10)	centralna Srbija	O k r u g ( R e g i o n )																	
		Grad Beograd	Kolubarski	Mačvanski	Raški	Moravički	Zlatiborski	Rasinski	Šumadijski	Pomoravski	Braničevski	Podunavski	Zaječarski	Borski	Nišavski	Pčinjski	Jablanički	Toplički	Pirotski
Dojka (C50) Breast	2835	1054	75	194	113	120	157	133	162	47	90	111	78	62	212	55	83	37	52
Kolon i rektum (C18-C20) Colon and rectum	1309	525	61	91	38	49	59	56	77	36	39	55	32	18	72	28	30	13	30
Grlić materice (C53) Cervix uteri	889	292	40	32	55	46	43	37	50	24	27	29	20	36	61	31	41	11	14
Pluća i bronh (C34) Lung and bronchus	819	243	32	60	31	40	56	43	46	34	26	63	19	17	47	22	25	10	5
Materica (C54) Corpus uteri	659	216	10	36	30	20	19	39	35	16	28	25	14	11	60	13	61	8	18
Ovarijum (C56) Ovary	484	158	18	22	23	18	24	25	42	16	14	16	11	21	33	7	20	8	8
Želudac (C16) Stomach	399	105	14	42	20	16	16	11	26	7	7	14	9	4	37	37	20	3	11
Mokraćna bešika (C67) Bladder	323	108	12	11	13	18	15	13	23	15	11	21	4	11	24	8	9	2	5
Pankreas (C25) Pancreas	265	67	15	10	18	2	16	24	11	18	7	25	3	8	13	12	8	4	4
Mozak (C71) Brain	248	50	15	13	10	7	22	7	27	8	9	13	4	7	23	7	10	1	15
Leukemije (C91-C95) Leukaemias	210	63	15	16	6	11	8	6	24	3	0	8	6	4	15	4	8	3	10
Jetra (C22) Liver	198	27	5	19	15	5	12	7	9	3	11	11	4	8	20	8	16	6	12
Druge lokalizacije Other sites	3549	1182	164	212	168	122	196	142	285	53	95	147	111	79	291	97	83	46	76
Sve lokalizacije (C00-C97) All sites	12187	4090	476	758	540	474	643	543	817	280	364	538	315	286	908	329	414	152	260
Sve lokalizacije bez kože (C44) All sites but skin (C44)	10831	3647	393	646	454	400	555	491	737	274	338	503	264	255	796	316	393	138	231

**Tabela 7. Stope incidencije od raka na 100.000 stanovnika prema vodećim lokalizacijama i okruzima, muškarci, centralna Srbija, 2007. godina**

**Table 7. Cancer incidence rates per 100.000 population by leading primary sites, males, regions in Central Serbia, 2007**

Primarne lokalizacije (10-MKB) Primary sites (ICD-10)	O k r u g ( R e g i o n )																		
	centralna Srbija	Grad Beograd	Kolubarski	Mačvanski	Raški	Moravički	Zlatiborski	Rasinski	Šumadijski	Pomoravski	Braničevski	Podunavski	Zaječarski	Borski	Nišavski	Pčinjski	Jablanički	Toplički	Pirotski
Pluća i bronh, (C34) Lung and bronchus	100.4	75.9	121.3	153.0	82.5	121.1	124.5	141.2	93.2	114.6	91.9	141.2	98.3	113.9	87.9	91.5	96.8	92.2	100.4
Kolon i rektum (C18-C20) Colon and rectum	68.2	93.1	72.8	75.2	55.9	60.5	53.6	52.5	71.5	39.5	47.0	63.2	74.2	51.0	49.6	42.7	52.7	45.1	96.4
Prostata (C61) Prostate	56.2	62.2	55.1	36.3	39.5	55.0	52.9	56.7	63.1	47.0	43.8	84.9	58.0	58.4	50.7	16.6	57.0	38.9	66.2
Mokraćna bešika (C67) Bladder	31.5	36.8	33.1	36.3	34.1	36.3	26.1	32.0	34.3	25.4	33.1	32.6	17.7	36.0	33.4	20.1	15.6	8.2	22.1
Želudac (C16) Stomach	26.6	21.8	25.4	45.3	26.6	29.8	26.1	27.9	29.4	19.7	17.1	30.6	19.3	15.0	33.4	22.7	31.1	47.1	30.1
Larinks (C32) Larynx	19.5	24.7	17.6	14.7	13.6	19.6	7.4	19.7	19.6	14.1	10.7	37.5	19.3	7.5	27.5	10.5	16.4	20.5	18.1
Pankreas (C25) Pancreas	13.6	11.8	12.1	11.5	10.2	5.6	17.4	12.3	21.0	22.5	15.0	19.7	27.4	13.5	10.2	14.8	10.4	8.2	18.1
Mozak (C71) Brain	12.4	8.0	6.6	11.5	14.3	10.2	12.1	9.9	25.2	12.2	11.8	15.8	19.3	15.0	16.2	14.8	10.4	26.6	18.1
Leukemije (C91-C95) Leukaemias	12.0	13.4	15.4	21.7	5.5	17.7	7.4	9.9	21.7	5.6	0.0	4.9	12.9	15.0	10.8	3.5	9.5	4.1	36.1
Bubreg (C64) Kidney	11.3	11.8	14.3	12.1	11.6	17.7	14.1	14.0	13.3	0.9	8.6	12.8	8.1	15.0	10.2	7.0	8.6	8.2	8.0
Jetra (C22) Liver	11.3	7.9	7.7	14.0	13.0	5.6	11.4	15.6	9.1	3.8	15.0	15.8	1.6	6.0	16.2	13.9	24.2	16.4	26.1
Usna šuplj, i farinks (C00-C10) Mouth and pharynx	11.3	13.1	7.7	10.8	4.8	14.9	12.7	24.6	9.1	6.6	11.8	9.9	11.3	9.0	10.8	6.1	8.6	6.1	14.1
Druge lokalizacije Other sites	139.4	162.7	187.5	127.5	130.9	136.0	168.7	131.4	195.5	46.0	82.3	138.2	172.5	152.9	171.9	61.9	76.0	100.4	140.5
Sve lokalizacije (C00-C97) All sites	514.0	543.3	576.7	569.9	442.5	530.0	534.3	547.7	606.0	357.9	388.0	607.1	540.1	508.0	528.7	326.1	417.3	421.9	594.2
Sve lokalizacije bez kože (C44) All sites but skin (C44)	457.9	479.2	494.0	510.7	379.8	454.5	467.3	501.7	541.6	352.3	366.7	575.5	451.4	457.1	438.2	312.1	394.8	409.7	530.0

**Tabela 8. Stope incidencije od raka na 100.000 stanovnika prema vodećim lokalizacijama i okruzima, žene, centralna Srbija, 2007. godina**

**Table 8. Cancer incidence rates per 100.000 population by leading primary sites, females, regions in Central Serbia, 2007**

Primarne lokalizacije (10-MKB) Primary sites (ICD-10)	O k r u g ( R e g i o n )																		
	centralna Srbija	Grad Beograd	Kolubarski	Mačvanski	Raški	Moravički	Zlatiborski	Rasinski	Šumadijski	Pomoravski	Braničevski	Podunavski	Zaječarski	Borski	Nišavski	Pčinjski	Jablanički	Toplički	Pirotski
Dojka (C50) Breast	102.4	124.0	80.4	121.1	74.8	107.9	102.7	104.6	108.3	41.4	89.6	106.1	118.1	88.9	110.8	48.0	71.5	76.7	106.4
Kolon i rektum (C18-C20) Colon and rectum	47.3	61.8	65.4	56.8	25.2	44.0	38.6	44.1	51.5	31.7	38.8	52.6	48.5	25.8	37.6	24.5	25.9	27.0	61.4
Grlić materice (C53) Cervix uteri	32.1	34.4	42.9	20.0	36.4	41.4	28.1	29.1	33.4	21.1	26.9	27.7	30.3	51.6	31.9	27.1	35.3	22.8	28.6
Pluća i bronh (C34) Lung and bronchus	29.6	28.6	34.3	37.5	20.5	36.0	36.6	33.8	30.7	30.0	25.9	60.2	28.8	24.4	24.6	19.2	21.5	20.7	10.2
Materica (C54) Corpus uteri	23.8	25.4	10.7	22.5	19.9	18.0	12.4	30.7	23.4	14.1	27.9	23.9	21.2	15.8	31.3	11.4	52.6	16.6	36.8
Ovarijum (C56) Ovary	17.5	18.6	19.3	13.7	15.2	16.2	15.7	19.7	28.1	14.1	13.9	15.3	16.7	30.1	17.2	6.1	17.2	16.6	16.4
Želudac (C16) Stomach	14.4	12.4	15.0	26.2	13.2	14.4	2.0	0.8	42.0	12.3	0.0	2.9	40.3	11.5	1.1	0.0	24.2	12.4	0.0
Mokraćna bešika (C67) Bladder	11.7	12.7	12.9	6.9	8.6	16.2	9.8	10.2	15.4	13.2	11.0	20.1	6.1	15.8	12.5	7.0	7.8	4.1	10.2
Pankreas (C25) Pancreas	9.6	7.9	16.1	6.2	11.9	1.8	10.5	18.9	7.4	15.9	7.0	23.9	4.5	11.5	6.8	10.5	6.9	8.3	8.2
Mozak (C71) Brain	9.0	5.9	16.1	8.1	6.6	6.3	14.4	5.5	18.0	7.0	9.0	12.4	6.1	10.0	12.0	6.1	8.6	2.1	30.7
Leukemije (C91-C95) Leukaemias	7.6	7.4	16.1	10.0	4.0	9.9	5.2	4.7	16.0	2.6	0.0	7.6	9.1	5.7	7.8	3.5	6.9	6.2	20.5
Jetra (C22) Liver	7.2	3.2	5.4	11.9	9.9	4.5	7.8	5.5	6.0	2.6	11.0	10.5	6.1	11.5	10.4	7.0	13.8	12.4	24.6
Druge lokalizacije Other sites	128.2	139.1	175.7	132.4	111.2	109.7	136.7	119.6	165.8	40.5	101.6	151.0	141.4	107.6	170.3	117.0	64.6	89.2	178.0
Sve lokalizacije (C00-C97) All sites	440.2	481.2	510.0	473.3	357.5	426.1	420.6	427.2	546.1	246.7	362.6	514.3	477.1	410.3	474.4	287.3	356.7	315.3	532.0
Sve lokalizacije bez kože (C44) All sites but skin (C44)	391.2	429.1	421.1	403.4	300.6	359.6	363.0	386.3	492.6	241.4	336.7	480.8	399.8	365.8	415.9	276.0	338.7	286.2	472.7

**Tabela 9. Standardizovane stope incidencije od raka na 100.000 stanovnika prema vodećim lokalizacijama i okruzima, muškarci, centralna Srbija, 2007. godina**

**Table 9. Standardized cancer incidence rates per 100.000 population by leading primary sites, males, regions in Central Serbia, 2007**

Primarne lokalizacije (10-MKB) Primary sites (ICD-10)	O k r u g ( R e g i o n )																		
	centralna Srbija	Grad Beograd	Kolubarski	Mačvanski	Raški	Moravički	Zlatiborski	Rasinski	Šumadijski	Pomoravski	Braničevski	Podunavski	Zajčarski	Borski	Nišavski	Pčinjski	Jablanički	Toplički	Pirotski
Pluća i bronh, (C34) Lung and bronchus	57.3	45.4	66.1	86.0	52.6	71.7	70.6	73.7	54.0	57.1	53.4	78.6	44.0	59.8	48.5	67.4	57.3	49.0	49.2
Kolon i rektum (C18-C20) Colon and rectum	37.8	54.1	36.9	42.8	34.9	31.4	31.9	26.7	37.5	16.9	21.5	38.4	30.5	25.4	25.0	31.5	29.9	24.8	41.9
Prostata (C61) Prostate	26.1	25.7	20.4	17.9	19.6	25.3	24.6	23.9	29.7	17.4	15.8	45.5	20.0	28.2	21.0	12.1	25.1	16.0	25.8
Mokraćna bešika (C67) Bladder	16.5	19.4	16.0	19.3	19.6	18.2	14.9	16.1	17.6	10.1	15.2	18.0	6.8	24.3	16.4	14.6	8.8	4.0	13.8
Želudac (C16) Stomach	14.7	21.8	11.4	25.7	15.9	15.6	14.8	14.0	15.8	10.2	8.5	16.0	9.2	7.3	15.9	17.7	16.9	24.9	11.6
Larinks (C32) Larynx	11.6	14.9	9.7	8.7	9.6	11.9	4.7	10.1	11.2	6.7	5.0	23.1	10.3	5.2	16.5	8.6	9.6	11.7	10.3
Pankreas (C25) Pancreas	7.6	7.1	5.7	7.4	5.7	2.6	9.7	5.7	12.7	10.9	7.3	12.1	12.3	7.7	5.2	10.6	5.8	2.9	6.0
Mozak (C71) Brain	8.5	5.8	5.4	9.6	9.0	8.1	9.0	7.1	16.2	8.3	6.4	10.1	16.4	9.0	9.9	11.6	5.6	19.1	8.6
Leukemije (C91-C95) Leukaemias	7.7	8.9	10.2	14.8	3.4	9.1	4.6	4.4	13.7	3.0	0.0	2.8	6.6	10.9	6.4	3.2	6.9	2.9	32.0
Bubreg (C64) Kidney	6.8	7.2	10.1	8.8	7.4	9.1	7.8	6.2	6.7	0.3	6.3	7.4	3.9	9.6	6.5	6.3	5.8	4.5	3.8
Jetra (C22) Liver	6.1	4.5	3.4	8.6	7.9	2.8	6.3	6.8	5.0	1.9	6.2	9.7	1.0	3.6	8.0	10.0	12.1	7.0	13.3
Usna šuplj. i farinks (C00-C10) Mouth and pharynx	6.6	7.4	4.1	6.6	3.2	9.0	7.6	14.0	5.0	3.3	6.7	5.9	6.7	4.4	6.2	5.4	5.8	4.8	6.9
Druge lokalizacije Other sites	82.6	93.3	108.1	82.8	79.7	75.0	101.2	77.5	112.7	23.4	49.7	84.5	84.6	89.9	95.9	47.7	48.7	68.0	77.2
Sve lokalizacije (C00-C97) All sites	290.1	315.5	307.5	338.96	268.4	289.9	307.7	286.3	337.9	169.4	202.0	352.0	252.5	285.4	281.3	246.9	238.3	239.6	300.4
Sve lokalizacije bez kože (C44) All sites but skin (C44)	260.6	280.7	267.6	305.8	234.1	253.2	269.8	263.4	302.9	167.0	188.9	334.8	216.6	261.3	236.4	237.1	225.6	232.9	273.9

**Tabela 10. Standardizovane stope incidencije od raka na 100.000 stanovnika prema vodećim lokalizacijama i okruzima, žene, centralna Srbija, 2007. godina**

**Table 10. Standardized cancer incidence rates per 100.000 population by leading primary sites, females, regions in Central Serbia, 2007**

Primarne lokalizacije (10-MKB) Primary sites (ICD-10)	O k r u g ( R e g i o n )																		
	centralna Srbija	Grad Beograd	Kolubarski	Mačvanski	Raški	Moravički	Zlatiborski	Rasinski	Šumadijski	Pomoravski	Braničevski	Podunavski	Zajčarski	Borski	Nišavski	Pčinjski	Jablanički	Toplički	Pirotski
Dojka (C50) Breast	60.2	72.2	46.6	73.2	50.1	61.3	61.4	57.1	64.4	23.8	55.2	61.7	58.8	50.2	64.3	34.2	39.8	46.3	69.3
Kolon i rektum (C18-C20) Colon and rectum	22.8	30.7	32.5	27.3	14.8	21.1	35.0	17.1	25.2	10.8	15.6	25.6	21.6	10.1	18.2	13.9	12.7	16.6	25.2
Grlić materice (C53) Cervix uteri	21.6	22.3	30.8	12.8	28.2	27.0	18.6	20.0	25.1	10.7	17.4	19.1	19.3	34.7	21.7	21.6	24.1	15.3	17.7
Pluća i bronh (C34) Lung and bronchus	15.4	15.0	18.3	17.5	12.9	18.5	19.5	18.3	15.6	11.9	12.6	32.6	15.9	13.1	12.7	12.6	10.8	12.3	5.0
Materica (C54) Corpus uteri	13.4	13.4	6.3	13.6	13.5	10.4	6.8	17.4	13.5	6.2	18.1	12.4	10.1	9.4	17.5	8.7	32.8	10.1	20.9
Ovarijum (C56) Ovary	10.4	11.4	8.6	7.5	10.2	7.2	10.0	9.5	19.2	6.8	6.6	10.5	9.2	19.2	10.2	3.7	9.3	13.1	10.1
Želudac (C16) Stomach	7.0	6.3	6.6	13.0	7.2	7.1	5.5	4.1	8.0	3.2	2.3	5.9	7.4	2.6	7.8	19.7	10.1	2.9	10.4
Mokraćna bešika (C67) Bladder	5.5	6.0	6.5	3.9	5.3	7.7	4.7	5.2	6.5	4.9	6.1	9.1	2.7	6.2	5.9	3.7	4.1	1.0	3.4
Pankreas (C25) Pancreas	4.3	3.7	6.0	3.6	5.1	0.8	4.6	8.4	4.0	5.2	2.2	11.0	1.3	6.6	3.1	6.5	3.7	4.5	2.0
Mozak (C71) Brain	6.0	3.7	7.5	6.2	4.6	5.5	8.8	5.2	13.5	3.9	7.1	9.2	4.5	5.5	8.3	5.4	4.7	4.0	17.9
Leukemije (C91-C95) Leukaemias	4.5	4.6	8.5	8.5	2.4	7.0	4.9	2.9	10.5	0.8	0.0	4.0	3.3	2.1	3.3	2.5	3.6	1.8	10.0
Jetra (C22) Liver	3.3	1.5	5.4	5.6	5.4	1.5	4.7	2.3	2.6	0.8	3.8	3.5	2.6	4.8	4.5	3.9	5.6	7.0	7.3
Druge lokalizacije Other sites	67.8	74.8	96.5	73.9	64.2	49.0	49.7	53.5	109.5	20.0	47.3	76.7	79.4	61.0	78.6	61.7	41.2	48.7	74.7
Sve lokalizacije (C00-C97) All sites	242.2	264.1	280.1	266.7	223.9	224.2	234.3	221.1	317.5	109.1	194.2	281.4	236.1	225.7	256.2	198.1	202.3	183.6	273.8
Sve lokalizacije bez kože (C44) All sites but skin (C44)	219.6	239.7	237.5	232.5	193.8	196.3	206.4	203.1	290.7	107.3	182.9	263.8	209.7	201.5	229.8	191.2	193.4	171.8	252.9

**Tabela 11. Broj umrlih slučajeva od raka prema vodećim lokalizacijama i okruzima, muškarci, centralna Srbija, 2007. godina**

Table 11. Number of death cancer cases by leading primary sites, males, regions in Central Serbia, 2007

Primarne lokalizacije (10-MKB) Primary sites (ICD-10)	O k r u g ( R e g i o n )																		
	centralna Srbija	Grad Beograd	Kolubarski	Mačvanski	Raški	Moravički	Zlatiborski	Rasinski	Šumadijski	Pomoravski	Braničevski	Podunavski	Zajčarski	Borski	Nišavski	Pčinjski	Jablanički	Toplički	Pirotski
Pluća i bronh, (C34) Lung and bronchus	2499	802	83	146	124	104	138	113	130	123	77	111	67	64	162	71	91	41	52
Kolon i rektum (C18-C20) Colon and rectum	950	333	42	52	44	46	47	40	45	32	25	36	33	33	57	22	28	11	24
Prostata (C61) Prostate	731	201	19	43	26	34	56	38	41	45	27	29	31	24	43	18	34	5	17
Želudac (C16) Stomach	515	140	20	33	25	13	22	15	25	23	21	17	15	10	51	27	26	19	13
Pankreas (C25) Pancreas	365	126	14	20	16	12	22	14	16	25	11	12	16	8	23	9	10	6	5
Mokraćna bešika (C67) Bladder	344	104	11	18	17	11	16	17	29	23	14	8	12	10	19	11	11	9	4
Jetra (C22) Liver	318	73	5	21	18	12	15	16	17	8	11	12	6	9	40	16	20	6	13
Mozak (C71) Brain	300	94	4	16	23	18	17	11	22	12	11	10	4	5	22	7	11	3	10
Larinks (C32) Larynx	276	73	8	21	17	13	9	16	10	12	9	25	8	7	25	11	8	3	1
Leukemije(C91-C95) Leukaemias	247	85	8	15	14	10	12	14	14	10	7	11	2	7	19	5	10	0	4
Jednjak(C15) Oesophagus	151	46	9	14	9	8	6	5	7	9	2	5	1	8	4	8	4	3	3
Bubreg(C64) Kidney	133	54	2	7	3	3	7	9	8	2	2	7	3	2	11	4	5	1	3
Druge lokalizacije Other sites	1461	483	47	75	72	69	73	64	91	42	50	58	44	43	106	30	62	22	30
Sve lokalizacije (C00-C97) All sites	8290	2614	272	481	408	353	440	372	455	366	267	341	242	230	582	239	320	129	179
Sve lokalizacije bez kože (C44) All sites but skin (C44)	8230	2596	272	479	406	348	438	370	453	364	262	338	239	229	575	238	317	128	178

**Tabela 12. Broj umrlih slučajeva od raka prema vodećim lokalizacijama i okruzima, žene, centralna Srbija, 2007. godina**

Table 12. Number of death cancer cases by leading primary sites, females, regions in Central Serbia, 2007

Primarne lokalizacije (10-MKB) Primary sites (ICD-10)	O k r u g ( R e g i o n )																		
	centralna Srbija	Grad Beograd	Kolubarski	Mačvanski	Raški	Moravički	Zlatiborski	Rasinski	Šumadijski	Pomoravski	Braničevski	Podunavski	Zajčarski	Borski	Nišavski	Pčinjski	Jablanički	Toplički	Pirotski
Dojka (C50) Breast	1120	418	32	62	50	40	49	60	56	31	34	45	35	29	85	30	23	16	25
Pluća i bronh (C34) Lung and bronchus	737	306	26	37	18	26	38	23	42	36	28	26	16	19	50	13	15	6	12
Kolon i rektum (C18-C20) Colon and rectum	667	250	23	37	18	22	25	39	34	32	25	30	27	9	42	19	14	10	11
Grljić materice (C53) Cervix uteri	384	107	21	23	20	19	14	12	16	19	11	17	14	21	28	13	21	3	5
Pankreas (C25) Pancreas	355	131	9	13	21	12	20	24	12	19	9	18	10	11	15	17	10	1	3
Želudac (C16) Stomach	300	86	15	26	21	9	15	10	16	9	6	12	7	8	31	10	11	2	6
Ovarijum (C56) Ovary	294	97	10	17	14	19	14	17	20	15	6	12	11	7	21	4	9	0	1
Mozak (C71) Brain	205	78	7	10	11	12	12	5	15	7	9	5	5	6	10	4	5	1	3
Jetra (C22) Liver	193	44	3	13	8	7	8	7	12	7	11	9	4	8	15	10	16	1	10
Leukemije(C91-C95) Leukaemias	166	64	4	6	8	3	8	7	10	7	7	5	7	4	9	5	5	3	4
Materica, telo(C54) Corpus uteri	133	52	3	4	2	3	4	7	4	9	5	6	3	3	10	5	4	7	2
Mokraćna bešika (C67) Bladder	105	37	3	8	7	4	2	3	4	9	10	4	1	5	6	1	0	1	0
Druge lokalizacije Other sites	1424	494	45	83	67	51	80	56	86	56	51	56	46	24	102	18	45	28	37
Sve lokalizacije (C00-C97) All sites	6083	2164	201	339	265	226	289	270	327	256	212	245	186	154	424	149	178	79	119
Sve lokalizacije bez kože (C44) All sites but skin (C44)	6046	2158	201	336	264	225	286	268	326	253	212	241	182	152	420	148	178	78	118

**Tabela 13. Stope mortaliteta od raka na 100.000 stanovnika prema vodećim lokalizacijama i okruzima, muškarci, centralna Srbija, 2007. godina**

**Table 13. Cancer mortality rates per 100.000 population by leading primary sites, males, regions in Central Serbia, 2007**

Primarne lokalizacije (10-MKB) Primary sites (ICD-10)	O k r u g ( R e g i o n )																		
	centralna Srbija	Grad Beograd	Kolubarski	Mačvanski	Raški	Moravički	Zlatiborski	Rasinski	Šumadijski	Pomoravski	Braničevski	Podunavski	Zajčarski	Borski	Nišavski	Pčinjski	Jablanički	Toplički	Pirotski
Pluća i bronh (C34) Lung and bronchus	95.3	105.3	91.5	93.1	84.5	96.9	92.4	92.8	91.1	115.5	82.3	109.6	108.0	95.9	87.3	61.9	78.6	84.0	104.4
Kolon i rektum (C18-C20) Colon and rectum	36.2	43.7	46.3	33.2	30.0	42.8	31.5	32.8	31.5	30.1	26.7	35.5	53.2	49.5	30.7	19.2	24.2	22.5	48.2
Prostata (C61) Prostate	27.9	26.4	21.0	27.4	17.7	31.7	37.5	31.2	28.7	42.3	28.9	28.6	50.0	36.0	23.2	15.7	29.4	10.2	34.1
Želudac (C16) Stomach	19.6	18.4	22.1	21.0	17.0	12.1	14.7	12.3	17.5	21.6	22.4	16.8	24.2	15.0	27.5	23.5	22.5	38.9	26.1
Pankreas (C25) Pancreas	13.9	16.5	15.4	12.8	10.9	11.2	14.7	11.5	11.2	23.5	11.8	11.8	25.8	12.0	12.4	7.8	8.6	12.3	10.0
Mokraćna bešika (C67) Bladder	13.1	13.7	12.1	11.5	11.6	10.2	10.7	14.0	20.3	21.6	15.0	7.9	19.3	15.0	10.2	9.6	9.5	18.4	8.0
Jetra (C22) Liver	12.1	9.6	5.5	13.4	12.3	11.2	10.0	13.1	11.9	7.5	11.8	11.8	9.7	13.5	21.6	13.9	17.3	12.3	26.1
Mozak (C71) Brain	11.4	12.3	4.4	10.2	15.7	16.8	11.4	9.0	15.4	11.3	11.8	9.9	6.4	7.5	11.9	6.1	9.5	6.1	20.1
Larinks (C32) Larynx	10.5	9.6	8.8	13.4	11.6	12.1	6.0	13.1	7.0	11.3	9.6	24.7	12.9	10.5	13.5	9.6	6.9	6.1	2.0
Leukemije(C91-C95) Leukaemias	9.4	11.2	8.8	9.6	9.5	9.3	8.0	11.5	9.8	9.4	7.5	10.9	3.2	10.5	10.2	4.4	8.6	0.0	8.0
Jednjak(C15) Oesophagus	5.8	6.0	9.9	8.9	6.1	7.5	4.0	4.1	4.9	8.5	2.1	4.9	1.6	12.0	2.2	7.0	3.5	6.1	6.0
Bubreg(C64) Kidney	5.1	7.1	2.2	4.5	2.0	2.8	4.7	7.4	5.6	1.9	2.1	6.9	4.8	3.0	5.9	3.5	4.3	2.0	6.0
Druge lokalizacije Other sites	55.7	63.4	51.8	47.8	49.1	64.3	48.9	52.5	63.8	39.5	53.4	57.3	70.9	64.4	57.1	26.2	53.6	45.1	60.2
Sve lokalizacije (C00-C97) All sites	316.2	343.3	299.9	306.7	278.2	328.8	294.6	305.4	318.8	343.8	285.4	336.6	390.1	344.7	313.7	208.4	276.5	264.2	359.3
Sve lokalizacije bez kože (C44) All sites but skin (C44)	313.9	340.9	299.9	305.4	276.8	324.1	293.3	303.8	317.4	341.9	280.1	333.7	385.3	343.2	309.9	207.5	273.9	262.2	357.3

**Tabela 14. Stope mortaliteta od raka na 100.000 stanovnika prema vodećim lokalizacijama i okruzima, žene, centralna Srbija, 2007. godina**

**Table 14. Cancer mortality rates per 100.000 population by leading primary sites, females, regions in Central Serbia, 2007**

Primarne lokalizacije (10-MKB) Primary sites (ICD-10)	O k r u g ( R e g i o n )																		
	centralna Srbija	Grad Beograd	Kolubarski	Mačvanski	Raški	Moravički	Zlatiborski	Rasinski	Šumadijski	Pomoravski	Braničevski	Podunavski	Zajčarski	Borski	Nišavski	Pčinjski	Jablanički	Toplički	Pirotski
Dojka (C50) Breast	40.5	49.2	34.3	38.7	33.1	36.0	32.1	47.2	37.4	27.3	33.9	43.0	53.0	41.6	44.4	26.2	19.8	33.2	51.2
Pluća i bronh (C34) Lung and bronchus	26.6	36.0	27.9	23.1	11.9	23.4	24.9	18.1	28.1	31.7	27.9	24.9	24.2	27.3	26.1	11.4	12.9	12.4	24.6
Kolon i rektum (C18-C20) Colon and rectum	24.1	29.4	24.6	23.1	11.9	19.8	16.4	30.7	22.7	28.2	24.9	28.7	40.9	12.9	21.9	16.6	12.1	20.7	22.5
Grlić materice (C53) Cervix uteri	13.9	12.6	22.5	14.4	13.2	17.1	9.2	9.4	10.7	16.7	11.0	16.3	21.2	30.1	14.6	11.4	18.1	6.2	10.2
Pankreas (C25) Pancreas	12.8	15.4	9.6	8.1	13.9	10.8	13.1	18.9	8.0	16.7	9.0	17.2	15.1	15.8	7.8	14.8	8.6	2.1	6.1
Želudac (C16) Stomach	10.8	10.1	16.1	16.2	13.9	8.1	9.8	7.9	10.7	7.9	6.0	11.5	10.6	11.5	16.2	8.7	9.5	4.1	12.3
Ovarijum (C56) Ovary	10.6	11.4	10.7	10.6	9.3	17.1	9.2	13.4	13.4	13.2	6.0	11.5	16.7	10.0	11.0	3.5	7.8	0.0	2.0
Mozak (C71) Brain	7.4	9.2	7.5	6.2	7.3	10.8	7.8	3.9	10.0	6.2	9.0	4.8	7.6	8.6	5.2	3.5	4.3	2.1	6.1
Jetra (C22) Liver	7.0	5.2	3.2	8.1	5.3	6.3	5.2	5.5	8.0	6.2	11.0	8.6	6.1	11.5	7.8	8.7	13.8	2.1	20.5
Leukemije(C91-C95) Leukaemias	6.0	7.5	4.3	3.7	5.3	2.7	5.2	5.5	6.7	6.2	7.0	4.8	10.6	5.7	4.7	4.4	4.3	6.2	8.2
Materica, telo(C54) Corpus uteri	4.8	6.1	3.2	2.5	1.3	2.7	2.6	5.5	2.7	7.9	5.0	5.7	4.5	4.3	5.2	4.4	3.4	14.5	4.1
Mokraćna bešika (C67) Bladder	3.8	4.4	3.2	5.0	4.6	3.6	1.3	2.4	2.7	7.9	10.0	3.8	1.5	7.2	3.1	0.9	0.0	2.1	0.0
Druge lokalizacije Other sites	51.4	58.1	48.2	51.8	44.4	44.9	52.3	44.1	57.5	49.3	125.1	156.0	178.1	34.4	53.3	15.7	38.8	58.1	75.7
Sve lokalizacije (C00-C97) All sites	219.7	254.6	215.4	211.7	175.4	203.2	189.0	212.4	218.6	225.6	285.4	336.6	390.1	220.9	221.5	130.1	153.4	163.9	243.5
Sve lokalizacije bez kože (C44) All sites but skin (C44)	218.4	253.9	215.4	209.8	174.8	202.3	187.1	210.9	217.9	222.9	280.1	333.7	385.3	218.0	219.4	129.3	153.4	161.8	241.5

**Tabela 15. Standardizovane stope mortaliteta od raka na 100.000 stanovnika prema vodećim lokalizacijama i okruzima, muškarci centralna Srbija, 2007. godina**

**Table 15. Standardized cancer mortality rates per 100.000 population by leading primary sites, males, regions in Central Serbia, 2007**

Primarne lokalizacije (10-MKB) Primary sites (ICD-10)	centralna Srbija	O k r u g ( R e g i o n )																	
		Grad Beograd	Kolubarski	Mačvanski	Raški	Moravički	Zlatiborski	Rasinski	Šumadijski	Pomoravski	Braničevski	Podunavski	Zajčarski	Borski	Nišavski	Pčinjski	Jablanički	Toplički	Pirotski
Pluća i bronh. (C34) Lung and bronchus	52.9	60.2	47.1	51.6	53.2	50.1	51.4	46.6	51.4	56.2	43.4	66.7	52.9	49.7	45.6	44.5	43.9	46.8	52.6
Kolon i rektum (C18-C20) Colon and rectum	17.9	22.1	21.3	17.4	18.3	22.2	15.9	13.9	16.5	12.7	9.7	18.3	19.4	23.5	15.4	12.5	11.0	12.0	20.9
Prostata (C61) Prostate	11.8	11.8	7.9	11.9	8.7	12.2	16.4	12.0	12.7	15.7	10.2	12.6	15.8	13.3	9.7	10.5	12.1	3.6	12.1
Želudac (C16) Stomach	10.4	10.1	10.6	11.3	9.5	6.7	8.8	6.5	9.2	11.4	9.9	9.4	12.1	6.1	12.0	16.5	12.5	21.7	10.6
Pankreas (C25) Pancreas	7.3	8.9	6.5	6.7	6.5	5.8	8.2	6.4	6.8	11.5	5.6	6.9	12.1	5.5	5.7	5.6	3.6	5.7	3.7
Mokraćna bešika (C67) Bladder	6.1	6.4	5.3	5.6	6.1	4.9	5.6	6.4	9.4	8.2	6.2	4.2	6.0	7.4	4.9	6.1	4.2	7.8	2.7
Jetra (C22) Liver	6.3	5.3	3.2	8.3	8.0	5.3	5.3	5.7	6.0	3.8	4.9	6.4	3.8	6.4	10.8	9.5	7.9	4.8	10.9
Mozak (C71) Brain	6.9	7.3	2.3	6.1	10.8	9.2	6.6	5.5	9.0	6.7	6.6	9.1	3.9	4.3	6.9	4.6	5.5	5.0	9.6
Larinks (C32) Larynx	5.9	5.6	4.7	7.8	8.7	6.7	3.6	7.1	3.9	5.3	5.1	13.1	5.4	6.1	6.6	6.9	3.5	2.3	1.0
Leukemije(C91-C95) Leukaemias	5.6	6.9	4.3	5.1	8.0	4.4	4.4	6.9	5.9	5.1	4.9	6.8	2.0	6.2	5.8	3.7	4.5	0.0	5.5
Jednjak(C15) Oesophagus	3.3	3.5	4.8	5.9	3.7	3.8	2.5	2.1	2.9	4.6	1.6	2.7	1.0	7.2	1.1	4.9	2.3	3.9	3.1
Bubreg(C64) Kidney	2.8	4.0	1.3	2.3	1.2	1.2	2.2	3.6	3.3	0.8	1.1	3.3	1.3	1.7	4.0	3.3	2.0	0.7	1.9
Druge lokalizacije Other sites	31.3	36.0	26.6	29.9	31.3	31.5	28.6	28.6	36.9	19.9	29.3	32.9	32.6	38.7	29.7	20.2	31.4	21.6	27.7
Sve lokalizacije (C00-C97) All sites	168.4	188.1	146.0	170.0	173.9	164.1	159.6	151.3	173.9	161.7	138.7	192.4	168.3	176.1	158.1	148.6	144.3	135.9	162.3
Sve lokalizacije bez kože (C44) All sites but skin (C44)	167.4	187.1	146.0	169.2	173.3	162.6	159.0	150.8	173.4	161.1	135.9	190.7	166.6	175.6	156.3	148.0	143.1	135.3	161.9

**Tabela 16. Standardizovane stope mortaliteta od raka na 100.000 stanovnika prema vodećim lokalizacijama i okruzima, žene, centralna Srbija, 2007. godina**

**Table 16. Standardized cancer mortality rates per 100.000 population by leading primary sites, females, regions in Central Serbia, 2007**

Primarne lokalizacije (10-MKB) Primary sites (ICD-10)	centralna Srbija	O k r u g ( R e g i o n )																	
		Grad Beograd	Kolubarski	Mačvanski	Raški	Moravički	Zlatiborski	Rasinski	Šumadijski	Pomoravski	Braničevski	Podunavski	Zajčarski	Borski	Nišavski	Pčinjski	Jablanički	Toplički	Pirotski
Dojka (C50) Breast	20.0	23.7	17.3	21.1	20.5	17.7	17.1	22.2	18.9	15.1	15.3	21.4	20.6	17.8	21.8	15.6	9.6	17.2	21.7
Pluća i bronh (C34) Lung and bronchus	13.1	17.9	11.8	10.9	7.3	11.8	11.2	9.3	13.8	13.5	13.1	14.9	10.4	11.4	12.2	7.5	7.2	8.0	9.9
Kolon i rektum (C18-C20) Colon and rectum	9.8	12.1	8.7	10.4	5.5	9.6	7.7	12.0	9.3	11.0	7.5	12.3	13.8	4.1	8.6	9.6	4.6	9.2	5.3
Grlić materice (C53) Cervix uteri	7.4	6.1	10.2	8.7	9.1	9.9	5.4	5.0	6.2	8.2	3.9	8.9	9.4	14.0	8.4	9.7	9.3	4.5	5.4
Pankreas (C25) Pancreas	5.3	6.6	3.4	3.8	6.8	3.7	5.5	7.1	2.7	5.3	2.5	8.1	6.0	7.3	3.7	8.3	4.2	0.9	1.9
Želudac (C16) Stomach	4.8	4.4	5.6	7.2	7.7	4.1	5.1	2.4	4.5	4.1	2.7	5.1	4.6	4.0	6.6	5.3	4.8	3.0	4.0
Ovarijum (C56) Ovary	5.5	5.8	4.5	6.2	6.3	8.6	5.2	6.7	8.3	6.6	1.4	6.1	9.3	5.1	5.3	2.1	2.9	0.0	0.6
Mozak (C71) Brain	4.3	4.9	3.5	4.1	5.5	5.7	3.7	3.2	7.7	3.4	5.6	1.9	4.4	6.3	2.9	2.6	2.0	1.5	2.0
Jetra (C22) Liver	3.1	2.4	1.2	4.2	2.6	2.5	3.1	1.9	3.6	3.1	4.1	3.5	2.1	4.7	3.1	5.9	6.3	1.5	6.1
Leukemije(C91-C95) Leukaemias	2.9	3.5	2.1	2.3	3.0	1.6	3.7	2.1	3.1	2.6	4.2	1.4	2.3	3.0	2.0	3.1	1.9	4.0	2.8
Materica, telo(C54) Corpus uteri	2.3	2.9	1.4	1.2	0.8	1.0	1.2	1.4	1.5	3.5	2.5	2.8	1.1	2.3	2.6	2.9	1.5	8.7	1.3
Mokraćna bešika (C67) Bladder	1.4	1.5	1.0	2.4	2.5	0.9	0.7	0.8	0.7	2.6	3.3	1.0	0.2	3.4	1.3	0.8	0.0	0.6	0.0
Druge lokalizacije Other sites	23.1	26.2	17.0	25.8	24.4	20.3	23.6	16.2	29.5	19.0	19.1	22.2	30.7	16.3	23.7	9.8	20.2	22.6	29.3
Sve lokalizacije (C00-C97) All sites	103.0	117.8	87.6	108.3	102.1	97.3	93.2	90.2	110.0	97.9	85.2	109.8	115.0	99.6	102.3	83.2	74.6	81.6	90.2
Sve lokalizacije bez kože (C44) All sites but skin (C44)	102.6	117.5	87.6	107.8	101.9	97.1	92.6	89.8	109.8	96.9	85.2	108.6	113.8	99.0	101.8	82.9	74.6	81.2	89.8



Tabela 17. Ukupan broj novoobolelih i broj novoobolelih od raka sa procentom registrovanih samo na osnovu prijave smrti, prema primarnoj lokalizaciji i polu, centralna Srbija, 2007. godina

Table 17. Total number of new cancer cases and number and percentage of cases registered from death certificates only, by primary site and sex, Central Serbia, 2007

MKB-10 (ICD-10) Šifra (Code) Ukupno (All)	Primarna lokalizacija Primary site	POL SEX M (Male) Ž (Female)	Ukupno (All) 13475 12187	Broj registrovanih samo na osnovu prijave smrti Number of cases registered from death certificates only		%
				755	603	
C00	Usna Lip	M Ž	74 39	2 0	2.7% 0.0%	
C01	Jezik, koren Base of tongue	M Ž	31 9	0 0	0.0% 0.0%	
C02	Jezik, drugi delovi Tongue, other & unspecified parts	M Ž	37 10	0 0	0.0% 0.0%	
C03	Desni Gum	M Ž	9 1	0 0	0.0% 0.0%	
C04	Pod usta Floor of mouth	M Ž	29 5	1 0	3.4% 0.0%	
C05	Nepce Palate	M Ž	14 10	1 0	7.1% 0.0%	
C06	Usta, drugi delovi Mouth, other & unspecified parts	M Ž	11 8	0 0	0.0% 0.0%	
C07	Parotidna žlezda Parotid gland	M Ž	21 12	1 0	4.8% 0.0%	
C08	Pljučna žlezda Other & unspec. major salivary gl.	M Ž	15 8	0 0	0.0% 0.0%	
C09	Krajnik Tonsil	M Ž	31 10	0 1	0.0% 10.0%	
C10	Orofarings Oropharynx	M Ž	25 8	0 0	0.0% 0.0%	
C11	Nasofarings Nasopharynx	M Ž	30 9	2 0	6.7% 0.0%	
C12	Piriformni sinus Pyriform sinus	M Ž	3 1	0 0	0.0% 0.0%	
C13	Hipofarings Hypopharynx	M Ž	64 24	1 1	1.6% 4.2%	
C14	Usne, usta, ždrelo, drugi delovi Other and ill def. sites in the lip, oral cavity & pharynx	M Ž	14 2	0 0	0.0% 0.0%	
C15	Jednjak Oesophagus	M Ž	196 53	7 3	3.6% 5.7%	
C16	Želudac Stomach	M Ž	698 399	37 63	5.3% 15.8%	
C17	Tanko crevo Small intestine	M Ž	39 36	0 1	0.0% 2.8%	
C18	Debelo crevo Colon	M Ž	845 671	59 16	7.0% 2.4%	
C19	Rektosigmoidni prelaz Rectosigmoid junction	M Ž	117 99	10 3	8.5% 3.0%	
C20	Rektum Rectum	M Ž	826 539	29 20	3.5% 3.7%	
C21	Anus i analni kanal Anus & anal canal	M Ž	16 11	0 0	0.0% 0.0%	
C22	Jetra, žučni kanali Liver & intrahepatic bile ducts	M Ž	297 198	39 45	13.1% 22.7%	
C23	Žučna kesha Gallbladder	M Ž	26 75	3 4	11.5% 5.3%	
C24	Žučni kanali, drugi delovi Biliary tract, other & unspec. parts	M Ž	35 30	2 1	5.7% 3.3%	
C25	Pankreas Pancreas	M Ž	356 265	32 29	9.0% 10.9%	
C26	Org. za var., ned. odred. lok. Other & ill-defined digestive organs	M Ž	22 32	2 1	9.1% 3.1%	
C30	Nosna šupljina i srednje uvo Nasal cavity & middle ear	M Ž	17 4	0 1	0.0% 25.0%	
C31	Nosni sinusi Accessory sinuses	M Ž	17 7	1 0	5.9% 0.0%	
C32	Larings Larynx	M Ž	512 77	8 2	1.6% 2.6%	
C33	Traheja Trachea	M Ž	8 2	0 0	0.0% 0.0%	
C34	Bronh i pluća Bronchus & lung	M Ž	2633 819	321 121	12.2% 14.8%	
C37	Timus Thymus	M Ž	6 0	0 0	0.0% 0.0%	
C38	Srce, mediastinum, pleura Heart, mediastinum & pleura	M Ž	30 21	2 1	6.7% 4.8%	
C39	Toraks, druge lokalizacije Other & ill-def. in the res.sys.	M Ž	6 5	0 0	0.0% 0.0%	
C40	Kosti i zglob. hrskavice udova Bone & articular cartilage of limbs	M Ž	30 26	0 0	0.0% 0.0%	
C41	Kosti i zglob. hrskav., dr. lok. Bone & articular cartilage of other	M Ž	42 33	4 5	9.5% 15.2%	
C43	Koža, maligni melanom Malignant melanoma of skin	M Ž	214 196	4 3	1.9% 1.5%	
C44	Koža, drugi mal. tumori Skin, other malignomas	M Ž	1472 1356	10 14	0.7% 1.0%	
C45	Mezoteliom Mesothelioma	M Ž	11 8	0 0	0.0% 0.0%	
C46	Kaposijev sarkom Kaposi's sarcoma	M Ž	1 0	0 0	0.0% 0.0%	
C47	Periferni nervi i aut. ner. sis. Peripheral nerves & auton. nerv. sys.	M Ž	9 5	0 0	0.0% 0.0%	
C48	Peritoneum i retroperitoneum Retroperitoneum & peritoneum	M Ž	43 32	4 4	9.3% 12.5%	
C49	Vezivna i meka tkiva, drugi Other connective and soft tissue	M Ž	57 80	1 1	1.8% 1.3%	
C50	Dojka Breast	M Ž	98 2835	1 118	1.0% 4.2%	

**Tabela 17.1 Ukupan broj novoobolelih i broj novoobolelih od raka sa procentom registrovanih samo na osnovu prijave smrti, prema primarnoj lokalizaciji i polu, centralna Srbija, 2007. godina (nastavak)**

**Table 17.1 Total number of new cancer cases and number and percentage of cases registered from death certificates only, by primary site and sex, Central Serbia, 2007 (continued)**

MKB-10 (ICD-10) Sifra (Code) Ukupno (All)	Primarna lokalizacija Primary site	POL SEX M (Male) Z (Female)	Ukupno (All) 13475 12187	Broj registrovanih samo na osnovu prijave smrti Number of cases registered from death certificates only		%
				755	603	
C51	Vulva Vulva	Ž	87	4		4.6%
C52	Vagina Vagina	Ž	19	1		5.3%
C53	Grlić materice Cervix uteri	Ž	889	10		1.1%
C54	Materica, telo Corpus uteri	Ž	659	4		0.6%
C55	Materica, neoznačeni deo Uterus, unspecified part	Ž	38	22		57.9%
C56	Jajnik Ovary	Ž	484	12		2.5%
C57	Ženski gen.org., dr. neoz. lok. Other & unspec.parts of fem. gen.org.	Ž	25	0		0.0%
C58	Placenta Placenta	Ž	0	0		0.0%
C60	Penis Penis	M	24	1		4.2%
C61	Prostata Prostate	M	1474	47		3.2%
C62	Testis Testis	M	150	4		2.7%
C63	Muški gen. org., dr. neoz. org. Other & unspec. male genital organs	M	3	0		0.0%
C64	Bubreg Kidney, except renal pelvis	M Ž	297 186	8 9		2.7% 4.8%
C65	Bubrežna karlica Renal pelvis	M Ž	30 23	0 0		0.0% 0.0%
C66	Ureter Ureter	M Ž	14 14	1 0		7.1% 0.0%
C67	Mokraćna bešika Bladder	M Ž	827 323	19 5		2.3% 1.5%
C68	Urinarni organi, dr. neoz. org. Other & unspecified urinary organs	M Ž	1 3	0 0		0.0% 0.0%
C69	Oko, pripoji oka Eye and adnexa	M Ž	33 27	3 0		9.1% 0.0%
C70	Moždance Meninges	M Ž	18 24	0 0		0.0% 0.0%
C71	Mozak Brain	M Ž	326 248	20 20		6.1% 8.1%
C72	Centralni ner. sis., dr. delovi Spinal cord, cran. nerv. & oth. parts of CNS	M Ž	19 15	2 1		10.5% 6.7%
C73	Štitasta žlezda Thyroid gland	M Ž	67 196	0 3		0.0% 1.5%
C74	Nadbubrežna žlezda Adrenal gland	M Ž	12 10	1 1		8.3% 10.0%
C75	Endokrine žlezde, druge Other endocrine glands & related structures	M Ž	10 13	0 0		0.0% 0.0%
C76	Ostale lokalizacije Other & ill defined sites	M Ž	37 63	8 19		21.6% 30.2%
C77-C80	Sekundarne lok., bez ozn. lok. Unspec. mal.neo.of lymph nod. & without of spec.of site	M Ž	352 257	22 16		6.3% 6.2%
C81	Hodgkinova bolest Hodgkin's disease	M Ž	86 56	2 0		2.3% 0.0%
C82	Ne-Hodgkinov lim., folikularni Follicular non-Hodgkin's lymphoma	M Ž	66 57	1 0		1.5% 0.0%
C83	Ne-Hodgkinov lim., difuzni Diffuse non-Hodgkin's lymphoma	M Ž	49 47	3 0		6.1% 0.0%
C84	Periferni i kožni lim. T-ćelija Peripheral & cutaneous T-cell lymphomas	M Ž	7 2	0 0		0.0% 0.0%
C85	Ne-Hodgkinovi limfomi, drugi Other & unspecified types of non-Hodgkin's lymphoma	M Ž	89 72	3 3		3.4% 4.2%
C88	Zloćudne imunoprolifer. bolesti Malignant immunoproliferative diseases	M Ž	4 5	0 0		0.0% 0.0%
C90	Mult. mijelom i zloć. tum. plaz. ćel. Multiple myeloma and malignant plasma cell neoplasms	M Ž	75 60	8 5		10.7% 8.3%
C91	Limfoidna leukemija Lymphoblastic, lymphoid leukaemia	M Ž	166 117	4 5		2.4% 4.3%
C92	Mijeloidna leukemija Myeloid leukaemia	M Ž	116 67	3 1		2.6% 1.5%
C93	Monocitna leukemija Monocytic leukaemia	M Ž	3 1	2 0		66.7% 0.0%
C94	Leukemije, druge Other leukaemias of specified cells	M Ž	9 8	1 0		11.1% 0.0%
C95	Leukemije, neoznačene Leukaemia, unspecified cell type	M Ž	21 17	8 4		38.1% 23.5%
C96	Dr. zloć. tum. hematop. sist. Other & unspec. mal.neoplasm of lymphoid, haemato. & related tissue	M Ž	3 5	0 0		0.0% 0.0%
C00-C96 (C44)	Sve lokalizacije, bez kože All sites but skin	M Ž	12003 10831	745 589		6.2% 5.4%

**Tabela 18. Broj novoobolelih slučajeva od raka, prema primarnoj lokalizaciji (MKB-10), uzrastu i polu, centralna Srbija, 2007. godina**

**Table 18. Number of new cancer cases by primary site (ICD-10), age and sex, Central Serbia, 2007**

MKB-10 (ICD-10) Šifra (Code)	Primarna lokalizacija Primary site	POL SEX	Ukupno (All)	0-4	5-9	10-14	15-19	20-24	25-29	30-34	35-39	40-44	45-49	50-54	55-59	60-64	65-69	70-74	75+	%	
Ukupno (All)		M (Male) Ž (Female)	13475 12187	21 13	16 8	14 11	35 22	52 38	105 110	129 199	150 314	275 474	542 834	1193 1297	1661 1623	2042 1299	2465 1569	3164 1816	3164 2560	100.0%	
C00	Usna Lip	M Ž	74 39	-	-	1	-	-	2	-	-	-	1	4	12	11	11	11	21	0.5%	
C01	Jezik, koren Base of tongue	M Ž	31 9	-	-	-	-	-	-	-	-	2	3	6	5	3	5	4	3	0.2%	
C02	Jezik, drugi delovi Tongue, other & unspecified parts	M Ž	37 10	-	-	-	-	-	-	-	-	2	2	10	4	3	6	3	7	0.3%	
C03	Desni Gum	M Ž	9 1	-	-	-	-	-	-	-	-	1	-	2	2	1	1	1	1	0.1%	
C04	Pod usta Floor of mouth	M Ž	29 5	-	-	-	-	-	-	1	1	2	5	4	3	3	5	5	5	0.2%	
C05	Nepece Palate	M Ž	14 10	-	-	-	-	-	1	1	-	-	-	5	2	3	1	-	1	0.1%	
C06	Usta, drugi delovi Mouth, other & unspecified parts	M Ž	11 8	-	-	-	-	-	-	-	-	1	2	2	2	-	2	2	2	0.1%	
C07	Parotidna žlezda Parotid gland	M Ž	21 12	-	-	-	-	-	-	-	1	1	2	2	1	-	3	4	5	0.2%	
C08	Pljučna žlezda Other & unsp. major salivary gl.	M Ž	15 8	-	-	-	-	1	-	-	-	-	2	1	-	6	2	-	3	0.1%	
C09	Krajinik Tonsil	M Ž	31 10	-	-	-	-	-	-	-	1	1	1	6	7	2	6	-	8	0.2%	
C10	Orofarings Oropharynx	M Ž	25 8	-	-	-	-	-	-	-	-	2	1	1	-	1	1	-	2	0.1%	
C11	Nasofarings Nasopharynx	M Ž	30 9	-	-	-	1	1	-	1	2	5	5	4	-	2	5	4	4	0.2%	
C12	Piriformni sinus Pyriform sinus	M Ž	3 1	-	-	-	-	-	-	-	-	-	1	-	1	-	1	-	-	0.0%	
C13	Hipofarings Hypopharynx	M Ž	64 24	-	-	-	-	-	-	1	3	1	2	9	11	14	13	8	3	4	0.5%
C14	Usne, usta, ždrelo, drugi delovi Other and ill def.sites in the lip,oral cavity&ph	M Ž	14 2	-	-	-	-	-	-	-	-	1	1	1	3	2	-	3	3	0.1%	
C15	Jednjak Oesophagus	M Ž	196 53	-	-	-	-	-	-	2	3	7	34	40	18	29	31	32	15	1.5%	
C16	Želudac Stomach	M Ž	698 399	-	-	-	-	1	8	11	15	32	39	81	87	114	142	168	168	5.2%	
C17	Tanko crevo Small intestine	M Ž	39 36	-	-	-	-	-	-	1	-	2	4	4	1	4	14	9	9	0.3%	
C18	Debelo crevo Colon	M Ž	845 671	-	-	-	-	1	6	8	5	14	28	64	83	118	145	172	201	6.3%	
C19	Rektosigmoidni prelaz Rectosigmoid junction	M Ž	117 99	-	-	-	-	1	1	2	3	8	6	13	18	22	22	21	21	0.9%	
C20	Rektum Rectum	M Ž	826 539	-	-	-	-	5	5	16	26	77	95	104	146	159	188	211	188	6.1%	
C21	Anus i analni kanal Anus & anal canal	M Ž	16 11	-	-	-	-	-	-	-	-	1	1	2	3	-	8	1	1	0.1%	
C22	Jetra, žučni kanali Liver & intrahepatic bile ducts	M Ž	297 198	1	-	-	-	-	1	3	1	4	7	13	31	51	42	64	80	2.2%	
C23	Žučna kesica Gallbladder	M Ž	26 75	-	-	-	-	-	-	-	-	-	2	3	2	4	8	7	7	0.2%	
C24	Žučni kanali, drugi delovi Biliary tract, other & unsp. parts	M Ž	35 30	-	-	-	-	-	-	1	-	-	4	4	4	5	6	11	11	0.3%	
C25	Pankreas Pancreas	M Ž	356 265	-	-	-	1	1	1	4	7	12	23	45	49	79	52	83	2.6%		
C26	Org. za var., ned. odrež. lok. Other & ill-def. in the res.sys.	M Ž	22 32	-	-	-	-	-	-	-	-	-	7	1	1	2	3	8	8	0.2%	
C30	Nosna šupljina i srednje uvo Nasal cavity & middle ear	M Ž	17 4	1	-	-	-	-	-	-	-	3	3	1	-	2	4	3	3	0.1%	
C31	Nosni sinusi Accessory sinuses	M Ž	17 7	-	-	-	-	-	-	-	-	2	1	6	1	-	4	3	3	0.1%	
C32	Larings Larynx	M Ž	512 77	-	-	-	2	1	2	4	8	42	86	76	71	76	70	74	74	3.8%	
C33	Traheja Trachea	M Ž	8 2	-	-	-	-	-	-	-	-	-	-	4	1	1	1	1	1	0.1%	
C34	Bronh i pluća Bronchus & lung	M Ž	2633 819	-	-	-	-	1	4	18	47	130	317	429	377	410	437	463	463	19.5%	
C37	Timus Thymus	M Ž	6 0	-	-	-	-	2	1	-	-	-	1	-	-	-	2	-	-	0.0%	
C38	Srce, mediastinum, pleura Heart, mediastinum & pleura	M Ž	30 21	-	-	-	-	1	1	1	2	1	3	1	5	6	5	4	4	0.2%	
C39	Toraks, druge lokalizacije Other & ill-def. in the res.sys.	M Ž	6 5	-	-	-	-	-	-	-	-	1	1	-	1	1	2	-	2	0.0%	
C40	Kosti i zglobovi, hrskavice udova Bone & articular cartilage of limbs	M Ž	30 26	-	2	-	5	2	2	1	1	-	1	6	4	-	3	2	1	0.2%	
C41	Kosti i zglobovi, hrskavice, dr. lok. Bone & articular cartilage of other	M Ž	42 33	-	-	-	1	1	2	-	1	2	3	4	2	6	6	6	8	0.3%	
C43	Koža, maligni melanom Malignant melanoma of skin	M Ž	214 196	-	-	1	2	1	3	5	9	10	13	18	25	29	28	29	41	1.6%	
C44	Koža, drugi maligni tumori Skin, other malignomas	M Ž	1472 1356	-	-	-	2	1	7	15	27	42	78	159	165	222	309	441	455	10.9%	
C45	Mezoteliom Mesothelioma	M Ž	11 8	-	-	-	-	-	-	-	-	1	1	3	3	2	1	-	1	0.1%	
C46	Kaposijev sarkom Kaposi's sarcoma	M Ž	1 0	-	-	-	-	-	-	-	-	-	-	-	-	1	-	-	-	0.0%	
C47	Periferni nervi i aut. ner. sis. Peripheral nerves & auton. nerv. sys.	M Ž	9 5	-	-	-	-	-	-	-	-	1	1	1	-	3	1	-	1	0.1%	
C48	Peritoneum i retroperitoneum Retroperitoneum & peritoneum	M Ž	43 32	1	-	-	-	-	2	1	4	2	7	3	5	6	7	5	3	0.3%	
C49	Veživna i meka tkiva, drugi Other connective and soft tissue	M Ž	57 80	-	1	2	-	1	1	1	1	-	5	7	6	3	7	13	9	0.4%	
C50	Dojka Breast	M Ž	98 2835	-	-	-	-	-	1	1	3	3	8	6	17	22	11	26	405	23.3%	

Tabela 18.1 Broj novoobolelih slučajeva od raka, prema primarnoj lokalizaciji (MKB-10), uzrastu i polu, centralna Srbija, 2007.godina (nastavak)

Table 18.1 Number of new cancer cases by primary site (ICD-10), age and sex, Central Serbia, 2007 (continued)

MKB-10 (ICD-10) Šifra (Code)	Primarna lokalizacija Primary site	POL SEX	Ukupno (All)	U Z R A S T (A g e)																%	
				0-4	5-9	10-14	15-19	20-24	25-29	30-34	35-39	40-44	45-49	50-54	55-59	60-64	65-69	70-74	75+		
Ukupno (All)		M (Male) Ž (Female)	13475 12187	21 13	16 8	14 11	35 22	52 38	105 110	129 199	150 314	275 474	542 834	1193 1297	1661 1623	1611 1299	2042 1569	2465 1816	3164 2560	100.0%	
C51	Vulva Vulva	Ž	87	-	-	-	-	-	-	-	2	-	1	3	5	9	12	12	17	26	0.7%
C52	Vagina Vagina	Ž	19	-	-	-	-	-	-	-	-	-	1	1	1	1	1	3	4	7	0.2%
C53	Grlić materice Cervix uteri	Ž	889	-	-	-	-	-	19	31	61	95	112	131	131	94	69	62	84	84	7.3%
C54	Materica, telo Corpus uteri	Ž	659	-	-	-	-	-	1	2	10	14	44	96	132	93	107	76	84	84	5.4%
C55	Materica, neoznačeni deo Uterus, unspecified part	Ž	38	-	-	-	-	-	-	-	1	-	2	3	-	6	9	8	9	9	0.3%
C56	Jajnik Ovary	Ž	484	-	-	-	2	1	7	15	19	24	42	56	69	56	54	73	66	66	4.0%
C57	Ženski gen.org., dr. neoz. lok. Other & unsp. parts of fem. gen.org.	Ž	25	-	-	-	-	-	-	1	1	3	1	2	2	1	4	5	5	5	0.2%
C58	Placenta Placenta	Ž	0	-	-	-	-	-	-	-	-	-	-	-	-	-	-	-	-	-	0.0%
C60	Penis Penis	M	24	-	-	-	-	-	-	-	-	-	2	-	4	2	3	5	3	5	0.2%
C61	Prostata Prostate	M	1474	-	-	-	-	-	-	-	1	-	3	39	78	129	235	370	619	619	10.9%
C62	Testis Testis	M	150	1	-	-	9	14	35	28	18	17	6	7	5	3	1	4	2	2	1.1%
C63	Muški gen.org., dr. neoz. org. Other & unsp. male genital organs	M	3	-	-	-	-	-	-	-	-	-	-	-	1	-	1	-	-	1	0.0%
C64	Bubreg Kidney, except renal pelvis	M	297	-	1	-	-	-	2	2	7	12	16	26	48	45	48	42	48	48	2.2%
C65	Bubrežna karlica Renal pelvis	M	30	1	-	1	-	-	-	5	4	6	16	19	22	18	17	36	41	41	1.5%
C66	Ureter Ureter	M	14	-	-	-	-	-	-	-	-	-	1	2	2	-	6	6	5	0.2%	
C67	Mokraćna bešika Bladder	M	827	-	-	-	-	-	3	4	4	9	33	71	92	84	107	174	246	246	6.1%
C68	Urinarni organi, dr. neoz. org. Other & unspecified urinary organs	M	1	-	-	-	-	-	-	-	-	-	-	1	-	-	-	-	-	-	0.0%
C69	Oklo, pripojni oka Eye and adnexa	M	33	5	-	-	-	-	-	-	1	-	2	4	5	2	1	5	8	8	0.2%
C70	Moždance Meninges	M	18	-	-	-	1	-	-	-	2	1	2	1	4	1	3	2	1	0.1%	
C71	Mozak Brain	M	326	3	3	4	4	6	4	12	12	16	21	41	52	34	37	42	35	2.4%	
C72	Centralni ner. sis., dr. delovi Spinal cord, cran. nerv. & oth. parts of CNS	M	19	1	-	1	-	1	1	-	2	3	2	3	1	4	-	-	-	-	0.1%
C73	Štitasta žlezda Thyroid gland	M	67	-	-	-	-	1	1	2	2	2	4	11	14	6	9	9	6	6	0.5%
C74	Nadbubrežna žlezda Adrenal gland	M	12	1	-	-	-	-	-	-	-	-	-	4	1	1	2	2	2	0.1%	
C75	Endokrine žlezde, druge Other endocrine glands & related structures	M	10	-	-	-	-	-	-	-	-	-	1	2	1	2	2	2	2	-	0.1%
C76	Ostale lokalizacije Other & ill defined sites	M	37	-	-	-	-	-	-	-	-	-	1	4	3	3	4	4	18	0.3%	
C77-C80	Sekundarne lok., bez ozn. lok. Unspec. mal. neo. of lymph nod. & without of spec	M	352	2	-	4	2	3	6	-	11	14	38	58	35	57	54	68	68	2.6%	
C81	Hodgkinova bolest Hodgkin's disease	M	86	-	-	1	2	4	8	4	5	7	4	10	14	4	10	4	9	9	0.6%
C82	Ne-Hodgkinov lim., folikularni Follicular non-Hodgkin's lymphoma	M	66	-	1	-	2	-	-	-	3	4	8	10	9	8	8	13	8	13	0.5%
C83	Ne-Hodgkinov lim., difuzni Diffuse non-Hodgkin's lymphoma	M	49	-	-	-	1	1	3	1	-	3	7	9	2	8	10	4	4	4	0.4%
C84	Periferni i kožni lim. T-ćelija Peripheral & cutaneous T-cell lymphomas	M	7	-	-	-	-	-	-	1	-	-	2	1	1	-	-	2	-	1	0.1%
C85	Ne-Hodgkinovi limfomi, drugi Other & unsp. types of non-Hodgkin's lymph	M	89	1	1	-	2	3	2	1	5	9	7	8	6	15	11	18	18	0.7%	
C88	Zloćudne imunoprolifer. bolesti Malignant immunoproliferative diseases	M	4	-	-	-	-	-	-	1	-	-	-	-	-	1	3	1	-	-	0.0%
C90	Mult. mijelom i zloć. tum. plaz. ćel. Multiple myeloma and malignant plasma cell n	M	75	-	-	1	1	-	-	2	-	2	3	5	18	7	6	16	14	0.6%	
C91	Limfoidna leukemija Lymphoblastic, lymphoid leukaemia	M	166	6	4	3	1	4	2	1	2	2	5	11	14	18	19	34	40	1.2%	
C92	Mijeloidna leukemija Myeloid leukaemia	M	116	1	1	-	-	5	3	6	5	1	4	8	12	8	15	18	29	0.9%	
C93	Monocitna leukemija Monocytic leukaemia	M	3	-	-	-	-	-	-	-	-	-	1	-	-	-	-	1	1	0.0%	
C94	Leukemije, druge Other leukaemias of specified cells	M	9	-	-	-	-	-	-	1	1	2	-	-	-	-	1	3	1	0.1%	
C95	Leukemije, neoznačene Leukaemia, unspecified cell type	M	21	-	-	-	-	1	1	-	-	2	-	2	1	2	2	5	5	0.2%	
C96	Dr. zloć. tum. hematop. sist. Other & unsp. mal. neo. of lym. haem. & tissue	M	3	-	-	-	-	-	-	-	-	-	1	-	-	2	-	-	-	-	0.0%
C00-C96 (C44)	Sve lokalizacije, bez kože All sites but skin	M	12003	21	18	15	36	54	95	122	132	248	500	1115	1502	1446	1820	2156	2723	2723	89.1%



Tabela 19.1 Incidencija od raka na 100.000 stanovnika prema primarnoj lokalizaciji (MKB-10), uzrastu i polu, centralna Srbija, 2007. godina (nastavak)

Table 19.1 Cancer incidence rates per 100.000 population by primary site (ICD-10), age and sex, Central Serbia, 2007 (continued)

MKB-10 (ICD-10) Šifra (Code)	Primarna lokalizacija Primary site	POL SEX	Sirova inc. CR	U Z R A S T (A g e)																		Stand. inc. ASR
				0-4	5-9	10-14	15-19	20-24	25-29	30-34	35-39	40-44	45-49	50-54	55-59	60-64	65-69	70-74	75+			
Ukupno (All)		Ž (Female)	440.2	9.8	6.1	7.7	14.0	21.4	59.7	106.7	269.2	435.2	588.9	773.9	912.7	1009.1	1146.6	1121.7	242.2			
C51	Vulva Vulva	Ž	3.1	-	-	-	-	-	-	-	1.1	-	0.6	1.6	2.3	4.3	8.4	7.7	10.7	11.4	1.5	
C52	Vagina Vagina	Ž	0.7	-	-	-	-	-	-	-	-	-	0.6	0.5	0.5	0.5	0.7	1.9	2.5	3.1	0.3	
C53	Grlić materice Cervix uteri	Ž	32.1	-	-	-	-	-	10.3	16.6	34.7	53.9	58.4	59.5	62.5	66.0	44.4	39.1	36.8	21.6		
C54	Materica, telo Corpus uteri	Ž	23.8	-	-	-	-	-	0.5	1.1	5.7	7.9	23.0	43.6	62.9	65.3	68.8	48.0	36.8	13.4		
C55	Materica, neoznačeni deo Uterus, unspecified part	Ž	1.4	-	-	-	-	-	-	-	0.6	-	1.0	1.4	-	4.2	5.8	5.1	3.9	0.7		
C56	Jajnik Ovary	Ž	17.5	-	-	-	1.3	0.6	3.8	8.0	10.8	13.6	21.9	25.4	32.9	39.3	34.7	46.1	28.9	10.4		
C57	Ženski gen.org., dr. neoz. lok. Other & unsp. parts of fem. gen.org.	Ž	0.9	-	-	-	-	-	-	0.5	0.6	1.7	0.5	0.9	1.0	0.7	2.6	3.2	2.2	0.5		
C58	Placenta Placenta	Ž	0.0	-	-	-	-	-	-	-	-	-	-	-	-	-	-	-	-	-	0.0	
C60	Penis Penis	M	0.9	-	-	-	-	-	-	-	-	-	1.2	-	1.9	1.0	2.4	3.8	2.4	3.3	0.5	
C61	Prostata Prostate	M	56.2	-	-	-	-	-	-	-	0.6	-	1.6	18.4	39.9	102.3	180.2	296.3	403.7	26.1		
C62	Testis Testis	M	5.7	0.7	-	-	5.5	7.6	18.6	15.0	10.4	10.0	3.3	3.3	2.6	2.4	0.8	3.2	1.3	5.5		
C63	Muški gen. org., dr. neoz. org. Other & unsp. male genital organs	M	0.1	-	-	-	-	-	-	-	-	-	-	0.5	-	0.8	-	-	0.7	0.1		
C64	Bubreg Kidney, except renal pelvis	M	11.3	-	0.7	-	-	-	1.1	1.1	4.0	7.0	8.7	12.2	24.5	35.7	36.8	33.6	31.3	6.8		
C65	Bubrežna karlica Renal pelvis	M	1.1	-	-	-	-	-	-	0.5	-	-	0.5	-	2.0	3.2	3.8	6.4	4.6	0.6		
C66	Ureter Ureter	M	0.5	-	-	-	-	-	-	-	-	-	0.5	-	1.5	-	1.5	1.6	3.9	0.3		
C67	Mokraćna bešika Bladder	M	31.5	-	-	-	-	-	1.6	2.1	2.3	5.3	17.9	33.4	47.0	66.6	82.1	139.3	160.4	16.5		
C68	Urinarni organi, dr. neoz. org. Other & unspecified urinary organs	M	0.0	-	-	-	-	-	-	-	-	-	-	0.5	-	-	-	-	-	0.0		
C69	Okno, pripojni oka Eye and adnexa	M	1.3	3.5	-	-	-	-	-	-	0.6	-	0.6	-	1.1	1.9	2.6	1.6	0.8	4.0	5.2	1.0
C70	Mozdaniće Meninges	M	0.7	-	-	-	0.6	-	-	-	-	1.2	0.6	1.1	0.5	2.0	0.8	2.3	1.6	0.7	0.5	
C71	Mozak Brain	M	12.4	2.1	2.2	2.7	2.4	3.3	2.1	6.4	6.9	9.4	11.4	19.3	26.6	27.0	28.4	33.6	22.8	8.5		
C72	Centralni ner. sis., dr. delovi Spinal cord, cran. nerv. & oth. parts of CNS	M	0.7	0.7	-	0.7	-	0.5	0.5	-	1.2	1.8	1.1	1.4	0.5	3.2	-	-	-	0.7		
C73	Štitasta žlezda Thyroid gland	M	2.6	-	-	-	-	0.5	0.5	1.1	1.2	1.2	2.2	5.2	7.2	4.8	6.9	7.2	3.9	1.6		
C74	Nadbubrežna žlezda Adrenal gland	M	0.5	0.7	-	-	-	-	-	-	0.5	-	-	-	2.0	0.8	0.8	1.6	1.3	0.3		
C75	Endokrine žlezde, druge Other endocrine glands & related structures	M	0.4	-	-	-	-	-	-	-	-	-	0.5	0.9	0.5	1.6	1.5	1.6	-	0.2		
C76	Ostale lokalizacije Other & ill defined sites	M	1.4	-	-	-	-	-	-	-	-	-	0.5	1.9	1.5	2.4	3.1	3.2	11.7	0.7		
C77-C80	Sekundarne lok., bez ozn. lok. Unspec. mal. neo. of lymph. nod. & without of spec	M	13.4	-	1.5	-	2.4	1.1	1.6	3.2	-	6.4	7.6	17.9	29.6	27.8	43.7	43.2	44.3	7.9		
C81	Hodgkinova bolest Hodgkin's disease	M	3.3	-	-	0.7	1.2	2.2	4.2	2.1	2.9	4.1	2.2	4.7	7.2	3.2	7.7	3.2	5.9	2.4		
C82	Ne-Hodgkinov lim., folikularni Follicular non-Hodgkin's lymphoma	M	2.5	-	0.7	-	1.2	-	-	-	-	1.8	2.2	3.8	5.1	7.1	6.1	6.4	8.5	1.6		
C83	Ne-Hodgkinov lim., difuzni Diffuse non-Hodgkin's lymphoma	M	1.9	-	-	-	0.5	0.5	1.6	0.6	-	1.6	3.3	4.6	1.6	6.1	6.0	2.6	1.1			
C84	Periferni i kožni lim. T-ćelija Peripheral & cutaneous T-cell lymphomas	M	0.3	-	-	-	-	-	-	0.5	-	-	1.1	0.5	0.5	-	-	-	1.6	-	0.2	
C85	Ne-Hodgkinovi limfomi, drugi Other & unsp. types of non-Hodgkin's lymph	M	3.4	0.7	0.7	-	1.1	1.6	1.1	0.6	2.9	4.9	3.3	4.1	4.8	11.5	8.8	11.7	2.2			
C88	Zloćudne imunoprolifer. bolesti Malignant immunoproliferative diseases	M	0.2	-	-	-	-	-	-	0.5	-	-	-	-	-	-	1.5	0.8	-	0.1		
C90	Mult. mijelom i zloć. tum. plaz. ćel. Multiple myeloma and malignant plasma cell n	M	2.9	-	-	0.7	0.6	-	-	1.1	-	1.2	1.6	2.4	9.2	5.6	4.6	12.8	9.1	1.6		
C91	Limfoidna leukemija Lymphoblastic, lymphoid leukaemia	M	6.3	4.3	2.9	2.0	0.6	2.2	1.1	0.5	1.2	1.2	2.7	5.2	7.2	14.3	14.6	6.2	26.1	4.3		
C92	Mijeloidna leukemija Myeloid leukaemia	M	4.4	0.7	0.7	-	-	2.7	1.6	3.2	2.9	0.6	2.2	3.8	6.1	6.3	11.5	14.4	18.9	2.7		
C93	Monocitna leukemija Monocytic leukaemia	M	0.1	-	-	-	-	-	-	-	-	-	-	0.5	-	-	-	-	0.8	0.7	0.1	
C94	Leukemije, druge Other leukaemias of specified cells	M	0.3	-	-	-	-	-	-	0.5	0.6	1.2	-	-	-	-	0.8	2.4	0.7	0.2		
C95	Leukemije, neoznačene Leukaemia, unspecified cell type	M	0.8	-	-	-	-	0.5	0.5	-	-	1.2	-	0.9	0.5	1.6	1.5	4.0	3.3	0.5		
C96	Dr. zloć. tum. hematop. sist. Other & unsp. mal. neo. of lym. haem. & tissue	M	0.1	-	-	-	-	-	-	-	-	-	0.5	-	-	1.6	-	-	-	0.1		
C00-C96 (C44)	Sve lokalizacije, bez kože All sites but skin	M	457.9	14.9	13.2	10.0	21.9	29.4	50.4	65.5	76.4	145.3	271.4	524.9	767.5	1146.6	1395.7	1726.4	1775.7	260.6		
		Ž	391.2	9.8	6.9	7.0	13.4	22.0	56.4	97.0	169.0	253.3	412.8	556.2	715.2	811.6	895.3	974.3	922.4	219.6		

Tabela 20. Broj umrlih slučajeva od raka, prema primarnoj lokalizaciji (MKB-10), uzrastu i polu, centralna Srbija, 2007. godina

Table 20. Number of cancer deaths by primary site (ICD-10), age and sex, Central Serbia, 2007

MKB-10 (ICD-10) Šifra (Code)	Primarna lokalizacija Primary site	POL SEX	Ukupno (All)	U Z R A S T (A g e)																	% 100.0%
				0-4	5-9	10-14	15-19	20-24	25-29	30-34	35-39	40-44	45-49	50-54	55-59	60-64	65-69	70-74	75+		
Ukupno (All)		M (Male) Ž (Female)	8290 6083	10 3	3 3	5 0	6 1	12 7	21 23	37 39	35 56	118 121	269 234	686 453	963 678	910 597	1268 796	1574 1084	2373 1988		
C00	Usna Lip	M Ž	13 5	-	-	-	-	-	-	-	-	-	-	-	1	2	1	2	3	4	0.2%
C01	Jezik, koren Base of tongue	M Ž	20 7	-	-	-	-	-	-	-	-	1	-	-	5	5	3	3	3	3	0.2%
C02	Jezik, drugi delovi Tongue, other & unspecified parts	M Ž	39 5	-	-	-	-	-	-	-	-	2	1	8	12	5	4	5	2	2	0.5%
C03	Desni Gum	M Ž	1 0	-	-	-	-	-	-	-	-	-	-	-	-	1	-	-	-	-	0.0%
C04	Pod usta Floor of mouth	M Ž	17 6	-	-	-	-	-	-	-	-	-	3	3	2	1	2	3	3	3	0.2%
C05	Nepce Palate	M Ž	14 2	-	-	-	-	-	-	-	-	-	-	5	3	2	-	1	3	3	0.2%
C06	Usta, drugi delovi Mouth, other & unspecified parts	M Ž	9 6	-	-	-	-	-	-	-	-	1	1	2	2	2	1	1	2	4	0.1%
C07	Parotidna žlezda Parotid gland	M Ž	13 11	-	-	-	-	-	-	-	-	-	-	1	3	2	1	1	5	5	0.2%
C08	Pijuvачna žlezda Other & unspec. major salivary gl.	M Ž	9 3	-	-	-	-	-	-	1	-	-	-	1	1	1	1	-	4	1	0.0%
C09	Krajnik Tonsil	M Ž	26 2	-	-	-	-	-	-	-	-	3	-	2	2	2	6	4	7	7	0.3%
C10	Orofaringis Oropharynx	M Ž	17 2	-	-	-	-	-	-	-	-	2	-	3	4	3	2	1	2	2	0.2%
C11	Nasofaringis Nasopharynx	M Ž	16 7	-	-	-	-	-	-	1	-	1	1	2	3	1	2	3	2	2	0.2%
C12	Piriformni sinus Pyriiform sinus	M Ž	1 0	-	-	-	-	-	-	-	-	-	-	-	-	1	-	-	-	-	0.0%
C13	Hipofaringis Hypopharynx	M Ž	49 8	-	-	-	-	-	-	1	1	5	9	8	9	8	4	4	4	4	0.6%
C14	Usne, usta, ždrello, drugi delovi Other and ill def.sites in the lip,oral cavity&ph:	M Ž	19 6	-	-	-	-	-	1	-	-	-	3	1	3	2	3	3	4	4	0.2%
C15	Jednjak Oesophagus	M Ž	151 36	-	-	-	-	-	2	-	2	3	9	20	20	19	27	26	25	18	1.8%
C16	Želudac Stomach	M Ž	515 300	-	-	-	-	-	1	4	3	10	12	24	55	63	94	100	149	149	6.2%
C17	Tanko crevo Small intestine	M Ž	18 15	-	-	-	-	-	-	-	-	-	1	1	1	-	2	6	7	7	0.2%
C18	Debelo crevo Colon	M Ž	494 363	-	-	-	-	-	2	1	8	4	9	16	31	26	46	71	149	149	6.0%
C19	Rektosigmoidni prelaz Rectosigmoid junction	M Ž	20 20	-	-	-	-	-	-	-	-	-	2	-	1	-	4	5	8	8	0.2%
C20	Rektum Rectum	M Ž	436 284	-	-	-	-	-	1	1	1	2	9	25	30	55	66	94	152	152	5.3%
C21	Anus i analni kanal Anus & anal canal	M Ž	3 11	-	-	-	-	-	-	-	-	-	-	-	1	1	-	1	-	8	0.0%
C22	Jetra, žučni kanali Liver & intrahepatic bile ducts	M Ž	318 193	-	-	-	-	3	-	1	1	8	10	12	36	57	71	94	94	3.8%	
C23	Žučna kesha Gallbladder	M Ž	44 100	-	-	-	-	-	-	-	-	1	3	5	10	15	15	21	30	30	1.6%
C24	Žučni kanali, drugi delovi Biliary tract, other & unspec. parts	M Ž	37 31	-	-	-	-	-	-	-	-	-	1	2	1	2	7	9	9	9	0.5%
C25	Pankreas Pancreas	M Ž	365 355	-	-	-	-	-	1	1	1	3	21	25	38	41	79	144	144	5.8%	
C26	Org. za var., ned. određ. lok. Other & ill-defined digestive organs	M Ž	12 14	-	-	-	-	-	-	-	-	-	1	1	2	1	2	1	3	4	0.1%
C30	Nosna šupljina i srednje uvo Nasal cavity & middle ear	M Ž	10 4	-	-	-	-	-	-	-	-	1	3	1	-	-	-	2	2	2	0.1%
C31	Nosni sinusi Accessory sinuses	M Ž	5 5	-	-	-	-	-	-	1	-	-	-	1	1	-	-	1	1	3	0.1%
C32	Larings Larynx	M Ž	276 30	-	-	-	-	-	-	1	4	16	30	51	32	41	50	51	51	3.3%	
C33	Traheja Trachea	M Ž	5 1	-	-	-	-	-	-	-	-	-	-	3	1	-	1	-	1	1	0.1%
C34	Bronh i pluća Bronchus & lung	M Ž	2499 737	-	-	-	-	1	1	3	7	33	101	294	376	324	406	453	500	500	30.1%
C37	Timus Thymus	M Ž	3 1	-	-	-	-	-	-	-	-	-	-	1	-	-	1	-	1	-	0.0%
C38	Srce, mediastinum, pleura Heart, mediastinum & pleura	M Ž	22 20	-	-	-	1	-	-	-	1	2	6	1	2	5	8	9	9	3	0.3%
C39	Toraks, druge lokalizacije Other & ill-def. in the res.sys.	M Ž	3 0	-	-	-	-	-	-	-	-	-	-	1	1	-	1	-	-	-	0.0%
C40	Kosti i zglobovi hrskavice udova Bone & articular cartilage of limbs	M Ž	14 9	-	-	1	2	2	1	-	-	-	-	2	3	-	1	1	1	1	0.2%
C41	Kosti i zglobovi hrskav., dr. lok. Bone & articular cartilage of other	M Ž	41 16	1	-	-	-	-	1	-	2	1	6	6	2	5	8	9	9	3	0.5%
C43	Koža, maligni melanom Malignant melanoma of skin	M Ž	93 80	-	-	-	-	-	1	-	2	3	4	5	6	8	10	11	28	28	1.3%
C44	Koža, drugi mal. tumori Skin, other malignomas	M Ž	60 37	-	-	-	-	-	1	-	-	1	-	3	3	6	12	33	33	33	0.7%
C45	Mezoteliom Mesothelioma	M Ž	15 6	-	-	-	-	-	-	-	1	2	-	4	4	1	3	-	1	1	0.2%
C46	Kaposijev sarkom Kaposi's sarcoma	M Ž	0 0	-	-	-	-	-	-	-	-	-	-	1	3	-	-	-	-	-	0.0%
C47	Periferni nervi i aut. ner. sis. Peripheral nerves & auton. nerv. sys.	M Ž	1 1	1	-	-	-	-	-	-	-	-	-	-	-	-	-	-	-	-	0.0%
C48	Peritoneum i retroperitoneum Retroperitoneum & peritoneum	M Ž	30 25	1	-	-	-	-	1	-	-	1	2	3	3	6	6	8	8	8	0.4%
C49	Vezivna i meka tkiva, drugi Other connective and soft tissue	M Ž	19 22	-	-	-	-	-	-	1	-	-	-	2	1	4	2	4	6	6	0.2%
C50	Dojka Breast	M Ž	26 1120	-	-	-	-	-	-	1	7	13	24	55	102	154	134	137	187	306	18.4%

Tabela 20.1 Broj umrlih slučajeva od raka, prema primarnoj lokalizaciji (MKB-10), uzrastu i polu, centralna Srbija, 2007. godina (nastavak)

Table 20.1 Number of cancer deaths by primary site (ICD-10), age and sex, Central Serbia, 2007 (continued)

MKB-10 (ICD-10) Šifra (Code)	Primarna lokalizacija Primary site	POL SEX	Ukupno (All)	U Z R A S T (A g e)															%		
				0-4	5-9	10-14	15-19	20-24	25-29	30-34	35-39	40-44	45-49	50-54	55-59	60-64	65-69	70-74		75+	
Ukupno (All)		M (Male) Ž (Female)	8290 6083	10 3	3 3	5 0	6 1	12 7	21 23	37 39	35 56	118 121	269 234	686 678	963 678	910 597	1268 796	1574 1084	2373 1988	100.0%	
C51	Vulva	Ž	53	-	-	-	-	-	-	-	-	-	-	-	1	5	7	8	10	20	0.9%
C52	Vagina	Ž	11	-	-	-	-	-	-	-	-	-	-	-	-	-	-	-	4	6	0.2%
C53	Grlić materice Cervix uteri	Ž	384	-	-	-	-	-	1	2	6	23	28	50	58	38	36	50	92		6.3%
C54	Materica, telo Corpus uteri	Ž	133	-	-	-	-	-	1	-	2	2	4	8	21	15	18	18	44		2.2%
C55	Materica, neoznačeni deo Uterus, unspecified part	Ž	85	-	-	-	-	-	-	1	-	1	1	9	9	6	20	12	26		1.4%
C56	Jajnik Ovary	Ž	294	-	-	-	-	1	2	4	4	12	17	18	38	35	43	48	72		4.8%
C57	Ženski gen.org., dr. neoz. lok. Other & unsp. parts of fem. gen.org.	Ž	27	-	-	-	-	-	-	-	-	-	1	-	2	2	4	5	13		0.4%
C58	Placenta Placenta	Ž	0	-	-	-	-	-	-	-	-	-	-	-	-	-	-	-	-	-	0.0%
C60	Penis	M	13	-	-	-	-	-	-	1	-	1	-	1	-	2	2	2	4		0.2%
C61	Prostata Prostate	M	731	-	-	-	-	-	-	-	-	-	2	7	22	31	85	178	406		8.8%
C62	Testis Testis	M	13 0	-	-	-	-	-	2	2	1	-	2	1	3	2	-	-	-	-	0.2%
C63	Muški gen. org., dr. neoz. org. Other & unsp. male genital organs	M	2	-	-	-	1	-	-	-	-	-	-	-	-	-	-	-	-	1	0.0%
C64	Bubreg Kidney, except renal pelvis	M Ž	133 92	1	1	-	-	-	-	1	-	1	5	13	19	13	17	22	40		1.6%
C65	Bubrežna karlica Renal pelvis	M Ž	12 10	-	-	-	-	-	-	-	-	-	-	1	2	2	2	1	4		0.1%
C66	Ureter Ureter	M Ž	4 7	-	-	-	-	-	-	-	-	-	-	-	-	2	-	1	1		0.0%
C67	Mokraćna bešika Bladder	M Ž	344 105	-	-	-	-	-	-	-	1	2	3	14	21	30	41	65	167		4.1%
C68	Urinarni organi, dr. neoz. org. Other & unspecified urinary organs	M Ž	2 1	-	-	-	-	1	-	-	-	-	-	-	1	-	-	-	-		0.0%
C69	Oko, pripoji oka Eye and adnexa	M Ž	10 13	-	-	-	-	-	-	1	-	-	-	1	-	1	2	3	5		0.2%
C70	Moždance Meninges	M Ž	11 11	-	-	-	-	-	-	-	-	-	1	-	3	2	-	4	1		0.1%
C71	Mozak Brain	M Ž	300 205	2	2	-	3	3	6	3	6	17	31	50	37	43	47	50			3.6%
C72	Centralni ner. sis., dr. delovi Spinal cord, cran. nerv. & oth. parts of CNS	M Ž	11 8	1	-	-	-	-	-	1	2	-	2	2	3	-	-	-	-		0.1%
C73	Štitasta žlezda Thyroid gland	M Ž	19 37	-	-	-	-	-	1	-	-	-	2	3	3	3	3	3	4		0.2%
C74	Nadbubrežna žlezda Adrenal gland	M Ž	11 15	-	-	-	-	-	-	2	-	-	1	4	2	1	3	2	1		0.2%
C75	Endokrine žlezde, druge Other endocrine glands & related structures	M Ž	7 3	-	-	-	1	-	-	-	1	1	-	4	-	-	1	-	1		0.1%
C76	Ostale lokalizacije Other & ill defined sites	M Ž	97 135	-	1	-	-	1	1	1	2	3	5	5	5	5	17	22	34		1.2%
C77-C80	Sekundarne lok., bez ozn. lok. Unspec. mal. neo. of lymph nod. & without of spec. of site	M Ž	307 227	-	-	-	-	-	2	1	5	12	29	33	33	59	52	81	3.7%		3.7%
C81	Hodgkinova bolest Hodgkin's disease	M Ž	33 18	-	-	-	-	1	1	-	3	3	5	3	15	19	33	46	85		3.7%
C82	Ne-Hodgkinov lim., folikularni Follicular non-Hodgkin's lymphoma	M Ž	14 9	-	-	-	-	-	-	-	-	-	3	4	-	3	-	2	4		0.2%
C83	Ne-Hodgkinov lim., difuzni Diffuse non-Hodgkin's lymphoma	M Ž	22 16	-	-	-	1	1	1	1	-	1	2	4	-	4	4	4	4		0.3%
C84	Periferni i kožni lim. T-ćelija Peripheral & cutaneous T-cell lymphomas	M Ž	2 4	-	-	-	-	-	-	1	-	-	1	-	-	-	1	-	1		0.1%
C85	Ne-Hodgkinovi limfomi, drugi Other & unsp. types of non-Hodgkin's lymph	M Ž	76 57	-	-	-	-	1	1	1	1	4	9	12	4	15	12	16	17		0.9%
C88	Zloćudne imunoprolifer. bolesti Malignant immunoproliferative diseases	M Ž	4 2	-	-	-	-	-	-	-	-	-	-	1	-	1	-	1	-		0.0%
C90	Mult. mijelom i zloć. tum. plaz. ćel. Multiple myeloma and malignant plasma cell n	M Ž	65 48	-	-	-	-	-	-	-	-	2	2	3	5	11	14	17	11		0.8%
C91	Limfoblastična leukemija Lymphoblastic, lymphoid leukaemia	M Ž	122 65	1	1	1	3	2	2	1	2	2	5	9	13	19	18	42			1.5%
C92	Mijeloidna leukemija Myeloid leukaemia	M Ž	92 76	2	1	-	-	1	6	3	2	6	2	15	5	16	14	19	11		1.1%
C93	Monocitna leukemija Monocytic leukaemia	M Ž	4 6	-	-	-	-	-	-	-	-	1	1	-	-	1	1	1	1		0.0%
C94	Leukemije, druge Other leukaemias of specified cells	M Ž	5 2	-	-	-	-	-	-	-	-	1	-	-	1	-	2	1	1		0.1%
C95	Leukemije, neoznačene Leukaemia, unspecified cell type	M Ž	24 17	-	-	-	-	-	-	-	-	1	-	3	2	1	3	4	10		0.3%
C96	Dr. zloć. tum. hematop. sist. Other & unsp. mal. neo. of lym., haem. & tissue	M Ž	2 1	-	-	-	-	-	-	-	-	-	-	1	1	-	-	-	-		0.0%
C00-C96 (C44)	Sve lokalizacije, bez kože All sites but skin	M Ž	8230 6046	10 3	3 3	5 0	6 1	12 7	21 23	37 39	35 56	117 121	269 233	685 678	960 678	907 596	1262 795	1562 1078	2340 1960		99.3%



Tabela 21. Mortalitet od raka na 100.000 stanovnika prema primarnoj lokalizaciji (MKB-10), uzrastu i polu, centralna Srbija, 2007. godina

Table 21. Cancer mortality rates per 100.000 population by primary site (ICD-10), age and sex, Central Serbia, 2007

MKB-10 (ICD-10) Šifra (Code) Ukupno (All)	Primarna lokalizacija Primary site	POL SEX M (Male) Ž (Female)	Sirovi mort. CR	U Z R A S T (A g e)																	Stand. mort. ASR	
				0-4	5-9	10-14	15-19	20-24	25-29	30-34	35-39	40-44	45-49	50-54	55-59	60-64	65-69	70-74	75+			
			316.2	7.1	2.2	3.3	3.6	6.5	11.1	19.9	20.2	69.1	146.0	322.9	492.1	721.6	972.4	1260.3	1547.5	1684.4		
			219.7	2.3	2.3	0.0	0.6	3.9	12.5	20.9	31.9	68.7	122.1	205.7	323.3	419.5	512.0	684.4	871.1	1033.0		
C00	Usna Lip	M Ž	0.5 0.2	-	-	-	-	-	-	-	-	-	-	-	0.5	1.0	0.8	1.5	2.4	2.6	0.2	
C01	Jezik, koren Base of tongue	M Ž	0.8 0.3	-	-	-	-	-	-	-	-	0.6	-	-	2.6	4.0	2.3	2.4	2.0	0.5		
C02	Jezik, drugi delovi Tongue, other & unspecified parts	M Ž	1.5 0.2	-	-	-	-	-	-	-	-	1.2	0.5	3.8	6.1	4.0	3.1	4.0	1.3	0.9		
C03	Desni Gum	M Ž	0.0 0.0	-	-	-	-	-	-	-	-	-	-	-	-	-	0.8	-	-	-	0.0	
C04	Pod usta Floor of mouth	M Ž	0.6 0.2	-	-	-	-	-	-	-	-	-	1.6	1.4	1.0	0.8	1.5	2.4	2.0	0.4		
C05	Nepce Palate	M Ž	0.5 0.1	-	-	-	-	-	-	-	-	-	-	2.4	1.5	1.6	-	0.6	0.8	2.0	0.3	
C06	Usta, drugi delovi Mouth, other & unspecified parts	M Ž	0.3 0.2	-	-	-	-	-	-	-	-	-	0.5	0.5	1.0	1.6	-	0.6	1.6	0.7	0.2	
C07	Parotidna žlezda Parotid gland	M Ž	0.5 0.4	-	-	-	-	-	-	-	-	-	-	0.5	1.5	1.6	0.8	0.8	3.3	0.3		
C08	Pljuvačna žlezda Other & unspec. major salivary gl.	M Ž	0.3 0.1	-	-	-	-	-	-	0.5	-	-	-	0.5	0.5	0.8	0.8	-	2.6	0.2		
C09	Krajnik Tonsil	M Ž	1.0 0.1	-	-	-	-	-	-	-	-	1.8	-	0.9	1.0	1.6	4.6	3.2	4.6	0.6		
C10	Orofarings Oropharynx	M Ž	0.6 0.1	-	-	-	-	-	-	-	-	1.2	-	1.4	2.0	2.4	1.5	0.8	1.3	0.4		
C11	Nasofarings Nasopharynx	M Ž	0.6 0.3	-	-	-	-	-	0.5	-	-	0.6	0.5	0.9	1.5	0.8	1.5	2.4	1.3	0.4		
C12	Piriformni sinus Pyriform sinus	M Ž	0.0 0.0	-	-	-	-	-	-	-	-	-	-	-	-	0.8	-	-	-	0.0		
C13	Hipofarings Hypopharynx	M Ž	1.9 0.3	-	-	-	-	-	-	0.6	0.6	2.7	4.2	4.1	7.1	6.1	3.2	2.6	1.2			
C14	Usne, usta, ždrelo, drugi delovi Other and ill def.sites in the lip,oral cavity&ph:	M Ž	0.7 0.2	-	-	-	-	-	0.5	-	-	-	1.6	0.5	1.5	1.6	2.3	2.4	2.6	0.4		
C15	Jednjak Oesophagus	M Ž	5.8 1.3	-	-	-	-	-	1.1	-	1.2	1.8	4.9	9.4	10.2	15.1	20.7	20.8	16.3	3.3		
C16	Želudac Stomach	M Ž	19.6 10.8	-	-	-	-	0.5	2.1	1.7	5.9	6.5	11.3	28.1	50.0	72.1	80.1	97.2	10.4			
C17	Tanko crevo Small intestine	M Ž	0.7 0.5	-	-	-	-	-	-	0.5	2.3	2.8	5.2	10.0	11.9	19.7	20.6	35.4	51.3	4.8		
C18	Debelo crevo Colon	M Ž	18.8 13.1	-	-	-	-	-	0.5	1.1	0.5	4.6	2.3	4.7	7.3	14.8	18.3	29.6	44.8	65.3	5.6	
C19	Rektosigmoidni prelaz Rectosigmoid junction	M Ž	0.8 0.7	-	-	-	-	-	-	-	-	-	1.1	-	0.5	-	3.1	4.0	5.2	0.4		
C20	Rektum Rectum	M Ž	16.6 10.3	-	-	-	-	-	0.5	0.5	0.6	1.2	4.9	11.8	15.3	43.6	50.6	75.3	99.1	8.4		
C21	Anus i analni kanal Anus & anal canal	M Ž	0.1 0.4	-	-	-	-	-	-	-	-	-	-	-	0.5	0.8	-	0.8	-	0.1		
C22	Jetra, žučni kanali Liver & intrahepatic bile ducts	M Ž	12.1 7.0	-	-	-	-	-	1.6	0.5	0.5	-	1.8	4.9	10.4	11.8	28.5	43.7	56.9	61.3	6.3	
C23	Žučna kesa Gallbladder	M Ž	1.7 3.6	-	-	-	-	-	-	-	-	-	0.5	-	2.6	4.0	6.9	9.6	7.8	0.8		
C24	Žučni kanali, drugi delovi Biliary tract, other & unspec. parts	M Ž	1.4 1.1	-	-	-	-	-	-	-	-	-	0.5	0.9	0.5	1.4	4.5	5.7	3.9	0.5		
C25	Pankreas Pancreas	M Ž	13.9 12.8	-	-	-	-	-	0.5	0.5	0.6	0.6	1.6	9.5	11.9	26.7	26.4	49.9	63.1	5.3		
C26	Org. za var., ned. odrež. lok. Other & ill-defined digestive organs	M Ž	0.5 0.5	-	-	-	-	-	-	-	-	-	0.5	0.5	1.6	0.8	2.4	2.6	0.2			
C30	Nosna šupljina i srednje uvo Nasal cavity & middle ear	M Ž	0.4 0.1	-	-	-	-	-	-	-	-	0.6	-	1.4	0.5	-	0.8	1.6	1.3	0.2		
C31	Nosni sinusi Accessory sinuses	M Ž	0.2 0.2	-	-	-	-	-	0.5	-	-	-	-	0.5	0.5	-	0.6	0.6	1.3	0.1		
C32	Larings Larynx	M Ž	10.5 1.1	-	-	-	-	-	-	-	0.6	2.3	8.7	14.1	26.1	25.4	31.4	40.0	33.3	5.9		
C33	Traheja Trachea	M Ž	0.2 0.0	-	-	-	-	-	-	-	-	-	-	-	1.5	0.8	-	0.8	-	0.1		
C34	Bronh i pluća Bronchus & lung	M Ž	95.3 26.6	-	-	-	-	0.5	0.5	1.6	4.0	19.3	54.8	138.4	192.1	256.9	311.3	362.7	326.1	52.9		
C37	Timus Thymus	M Ž	0.1 0.0	-	-	-	-	-	-	-	-	-	-	0.5	-	-	0.6	-	-	0.1		
C38	Srce, mediastinum, pleura Heart, mediastinum & pleura	M Ž	0.8 0.7	-	-	-	0.5	-	-	-	-	0.6	0.5	0.9	3.1	0.8	1.5	4.0	2.0	0.5		
C39	Toraks, druge lokalizacije Other & ill-def. in the res.sys.	M Ž	0.1 0.0	-	-	-	-	-	-	-	-	-	1.1	1.0	0.9	1.0	1.4	0.6	1.3	0.4		
C40	Kosti i zglobovi, hrskavice udova Bone & articular cartilage of limbs	M Ž	0.5 0.3	-	-	0.7	1.2	1.1	0.5	-	-	-	-	0.9	1.5	-	0.8	0.8	0.7	0.5		
C41	Kosti i zglobovi, hrskav., dr. lok. Bone & articular cartilage of other	M Ž	1.6 0.6	0.7	-	-	-	-	0.5	-	0.5	-	1.2	0.5	2.8	3.1	1.6	3.8	6.4	5.9	0.9	
C43	Koža, maligni melanom Malignant melanoma of skin	M Ž	3.5 2.9	-	-	-	-	0.6	-	0.5	-	1.1	1.1	1.7	2.1	2.3	2.9	5.6	6.4	6.9	12.3	1.4
C44	Koža, drugi mal. tumori Skin, other malignomas	M Ž	2.3 1.3	-	-	-	-	-	0.5	-	-	0.6	-	0.5	1.5	2.4	4.6	9.6	21.5	1.0		
C45	Mezoteliom Mesothelioma	M Ž	0.6 0.2	-	-	-	-	-	-	-	-	0.6	1.1	-	2.0	3.2	0.8	2.4	-	0.4		
C46	Kaposijev sarkom Kaposi's sarcoma	M Ž	0.0 0.0	-	-	-	-	-	-	-	-	-	-	-	-	-	-	-	-	0.0		
C47	Periferni nervi i aut. ner. sis. Peripheral nerves & auton. nerv. sys.	M Ž	0.0 0.0	0.7	-	-	-	-	0.5	-	-	-	-	-	-	-	-	-	-	0.1		
C48	Peritoneum i retroperitoneum Retroperitoneum & peritoneum	M Ž	1.1 0.9	0.7	-	-	-	-	-	-	-	-	0.5	0.9	1.5	2.4	4.6	4.8	5.2	0.7		
C49	Vezivna i meka tkiva, drugi Other connective and soft tissue	M Ž	0.7 0.8	-	-	-	-	-	-	-	-	-	-	0.9	0.5	3.2	1.5	3.2	3.9	0.4		
C50	Dojka Breast	M Ž	1.0 40.5	-	-	-	-	-	0.5	3.8	7.4	13.6	28.7	46.3	73.4	94.2	88.1	118.1	134.1	20.0		

Tabela 21.1 Mortalitet od raka na 100.000 stanovnika prema primarnoj lokalizaciji (MKB-10),uzrastu i polu, centralna Srbija, 2007. godina (nastavak)

Table 21.1 Cancer mortality rates per 100.000 population by primary site (ICD-10), age and sex, Central Serbia, 2007 (continued)

MKB-10 (ICD-10) Šifra (Code)	Primarna lokalizacija Primary site	POL SEX	Sirovi mort. CR	U Z R A S T (A g e)																	Stand. mort. ASR
				0-4	5-9	10-14	15-19	20-24	25-29	30-34	35-39	40-44	45-49	50-54	55-59	60-64	65-69	70-74	75+		
Ukupno (All)		M (Male) Ž (Female)	316.2 219.7	7.1 2.3	2.2 2.3	3.3 0.0	3.6 0.6	6.5 3.9	11.1 12.5	19.9 20.9	20.2 31.9	68.7 69.1	146.0 122.1	322.9 205.7	492.1 323.3	721.6 419.5	972.4 512.0	1260.3 684.4	1547.5 871.1	168.4 103.0	
C51	Vulva	Ž	1.9	-	-	-	-	-	-	-	-	-	-	1.0	0.5	2.4	4.9	5.1	6.3	8.8	0.8
C52	Vagina	Ž	0.4	-	-	-	-	-	-	-	-	-	-	-	0.5	-	-	-	2.5	2.6	0.1
C53	Grlić materice Cervix uteri	Ž	13.9	-	-	-	-	0.5	1.1	3.4	13.1	14.6	22.7	27.7	26.7	23.2	31.6	40.3	7.4		
C54	Materica, telo Corpus uteri	Ž	4.8	-	-	-	-	0.5	-	1.1	1.1	2.1	3.6	10.0	10.5	11.6	11.4	19.3	2.3		
C55	Materica, neoznačeni deo Uterus, unspecified part	Ž	3.1	-	-	-	-	-	0.5	-	0.6	0.5	4.1	4.3	4.2	12.9	7.6	11.4	1.4		
C56	Jajnik Ovary	Ž	10.6	-	-	-	0.6	1.1	2.1	2.3	6.8	8.9	8.2	18.1	24.6	27.7	30.3	31.5	5.5		
C57	Ženski gen.org., dr. neoz. lok. Other & unspec.parts of fem. gen.org.	Ž	1.0	-	-	-	-	-	-	-	-	-	0.5	-	1.0	1.4	2.6	3.2	5.7	0.4	
C58	Placenta	Ž	0.0	-	-	-	-	-	-	-	-	-	-	-	-	-	-	-	-	0.0	
C60	Penis	M	0.5	-	-	-	-	-	0.5	-	0.6	-	0.5	-	1.6	1.5	1.6	2.6	0.3		
C61	Prostata Prostate	M	27.9	-	-	-	-	-	-	-	-	-	1.1	3.3	11.2	24.6	65.2	142.5	264.8	11.8	
C62	Testis	M	0.5	-	-	-	-	1.1	1.1	0.6	-	1.1	0.5	1.5	1.6	-	-	-	-	0.4	
C63	Muški gen.org., dr. neoz. org. Other & unspec. male genital organs	M	0.1	-	-	0.6	-	-	-	-	-	-	-	-	-	-	-	-	0.7	0.1	
C64	Bubreg Kidney, except renal pelvis	M	5.1	0.7	0.7	-	-	-	0.5	-	0.6	2.7	6.1	9.7	10.3	13.0	17.6	26.1	2.8		
C65	Bubrežna karlica Renal pelvis	M	0.5	-	-	-	-	-	-	-	-	-	0.5	1.0	1.6	1.5	0.8	2.6	0.2		
C66	Ureter	M	0.2	-	-	-	-	-	-	-	-	-	-	-	1.6	-	0.8	0.7	0.1		
C67	Mokraćna bešika Bladder	M	13.1	-	-	-	-	-	0.6	1.2	1.6	6.6	10.7	23.8	31.4	52.0	108.9	6.1			
C68	Urinarni organi, dr. neoz. org. Other & unspecified urinary organs	M	0.1	-	-	-	-	0.5	-	-	-	-	-	0.5	-	-	-	-	0.1		
C69	Okno, pripoji oka Eye and adnexa	M	0.4	-	-	-	-	-	0.6	-	-	-	0.9	-	0.8	0.8	-	3.3	0.2		
C70	Mozdaniće Meninges	M	0.4	-	-	-	-	-	-	-	-	0.5	-	1.5	1.6	-	3.2	0.7	0.2		
C71	Mozak Brain	M	11.4	1.4	1.3	-	1.6	1.6	3.2	1.7	3.5	9.2	14.6	25.6	29.3	33.0	37.6	32.6	6.9		
C72	Centralni ner. sis., dr. delovi Spinal cord, cran. nerv. & oth. parts of CNS	M	0.4	0.7	-	-	-	-	0.6	1.2	-	0.9	1.0	2.4	-	-	-	-	0.4		
C73	Štitasta žlezda Thyroid gland	M	0.7	-	-	-	-	-	0.5	-	-	-	0.9	1.5	2.4	2.3	2.4	2.6	0.4		
C74	Nadbubrežna žlezda Adrenal gland	M	0.4	-	-	-	-	-	-	-	0.6	0.5	-	1.0	0.8	0.8	2.4	1.3	0.2		
C75	Endokrine žlezde, druge Other endocrine glands & related structures	M	0.3	-	-	-	0.5	-	-	-	-	-	1.9	-	0.8	-	0.7	0.2			
C76	Ostale lokalizacije Other & ill defined sites	M	3.7	-	0.7	-	-	0.5	0.5	0.6	1.2	1.6	2.4	2.6	4.0	13.0	17.6	22.2	1.9		
C77-C80	Sekundarne lok., bez ozn. lok. Unspec mal.neo.of lymph nod.&without of spec.of site	M	11.7	-	-	-	-	-	1.1	0.6	2.9	6.5	13.7	16.9	26.2	45.2	41.6	52.8	6.3		
C81	Hodgkinova bolest Hodgkin's disease	M	1.3	-	-	-	-	0.5	0.5	-	1.8	1.6	1.4	2.6	2.4	1.5	4.8	3.9	0.8		
C82	Ne-Hodgkinov lim., folikularni Follicular non-Hodgkin's lymphoma	M	0.5	-	-	-	-	-	-	-	-	-	1.4	2.0	-	2.3	-	2.6	0.3		
C83	Ne-Hodgkinov lim., difuzni Diffuse non-Hodgkin's lymphoma	M	0.8	-	-	-	0.5	0.5	0.6	-	0.5	0.9	2.0	-	2.3	3.2	2.6	0.5			
C84	Periferni i kožni lim. T-ćelija Peripheral & cutaneous T-cell lymphomas	M	0.1	-	-	-	-	-	-	0.5	-	0.5	0.5	-	-	-	0.6	0.1			
C85	Ne-Hodgkinovi limfomi, drugi Other & unspec. types of non-Hodgkin's lymph	M	2.9	-	-	-	-	0.5	0.5	0.6	0.6	2.2	4.2	6.1	3.2	11.5	9.6	10.4	1.6		
C88	Zloćudne imunoprolifer. bolesti Malignant immunoproliferative diseases	M	0.2	-	-	-	-	-	-	-	-	-	0.5	-	0.8	0.8	-	0.7	0.1		
C90	Mult. mijelom i zloć. tum. plaz. ćel. Multiple myel. and malig. plasma cell neoplasm	M	2.5	-	-	-	-	-	-	-	-	1.2	1.1	1.4	2.6	8.7	10.7	13.6	7.2	1.4	
C91	Limfoidna leukemija Lymphoblastic, lymphoid leukaemia	M	4.7	0.7	0.7	0.7	1.8	1.1	1.1	0.5	0.6	1.2	1.1	2.4	4.6	10.3	14.6	14.4	27.4	2.7	
C92	Mijeloidna leukemija Myeloid leukaemia	M	3.5	1.4	0.7	-	0.6	-	3.2	1.7	1.2	3.3	0.9	7.7	4.0	12.3	11.2	12.4	2.2		
C93	Monocitna leukemija Monocytic leukaemia	M	0.2	-	-	-	-	-	-	-	0.6	0.5	-	-	0.8	-	0.8	-	0.1		
C94	Leukemije, druge Other leukaemias of specified cells	M	0.2	-	-	-	-	-	-	-	-	0.6	-	-	0.8	-	1.6	0.7	0.1		
C95	Leukemije, neoznačene Leukaemia, unspecified cell type	M	0.9	-	-	-	-	-	-	-	0.6	-	1.4	1.0	0.8	2.3	3.2	6.5	0.4		
C96	Dr. zloć. tum. hematop. sist. Other&unsp.mal.neo.of lym.,haem.& tissue	M	0.1	-	-	-	-	-	-	-	-	-	0.5	0.5	-	-	-	-	0.0		
C00-C96 (C44)	Sve lokalizacije, bez kože All sites but skin	M	313.9	7.1	2.2	3.3	3.6	6.5	10.6	19.9	20.2	68.5	146.0	322.5	490.6	719.2	967.8	1250.7	1525.9	167.4	
		Ž	218.4	2.3	2.3	0.0	0.6	3.9	12.5	20.9	31.9	68.7	121.6	205.7	323.3	418.8	511.3	680.7	858.8	102.6	

**Tabela 22. Ukupan broj novoobolelih, broj i procenat histološki i citološki verifikovanih slučajeva raka prema primarnoj lokalizaciji i polu, centralna Srbija, 2007. godina**

Table 22. Total number of new cancer cases, number and percentage of histologically and cytologically confirmed cancer cases by primary site and sex, Central Serbia 2007

MKB-10 (ICD-10) Šifra (Code)	Primarna lokalizacija Primary site	POL (SEX) M (Male) Z (Female)	Ukupan broj novoobolelih All new cases		Broj histo. / cito. verifikovanih Number of cases histo./ cyto. confirmed		%
			13475	10363	11675	86.6%	
C00	Usna Lip	M Ž	74 39	70	70	94.6%	
C01	Jezik, koren Base of tongue	M Ž	31 9	29	9	93.5%	
C02	Jezik, drugi delovi Tongue, other & unspecified parts	M Ž	37 10	31	7	83.8%	
C03	Desni Gum	M Ž	9 1	6	1	66.7%	
C04	Pod usta Floor of mouth	M Ž	29 5	25	4	86.2%	
C05	Nepece Palate	M Ž	14 10	14	6	100.0%	
C06	Usta, drugi delovi Mouth, other & unspecified parts	M Ž	11 8	10	7	90.9%	
C07	Parotidna žlezda Parotid gland	M Ž	21 12	21	11	100.0%	
C08	Pljučna žlezda Other & unspec. major salivary gl.	M Ž	15 8	6	2	40.0%	
C09	Krajnik Tonsil	M Ž	31 10	28	10	90.3%	
C10	Orofarings Oropharynx	M Ž	25 8	12	4	48.0%	
C11	Nasofarings Nasopharynx	M Ž	30 9	29	8	96.7%	
C12	Piriformni sinus Pyriform sinus	M Ž	3 1	2	0	66.7%	
C13	Hipofarings Hypopharynx	M Ž	64 24	62	20	96.9%	
C14	Usne, usta, ždrelo, drugi delovi Other & ill def. sites in the lip oral cavity & pharynx	M Ž	14 2	12	2	85.7%	
C15	Jednjak Oesophagus	M Ž	196 53	120	35	61.2%	
C16	Želudac Stomach	M Ž	698 399	598	299	85.7%	
C17	Tanko crevo Small intestine	M Ž	39 36	11	10	28.2%	
C18	Debelo crevo Colon	M Ž	845 671	753	506	89.1%	
C19	Rektosigmoidni prelaz Rectosigmoid junction	M Ž	117 99	99	70	84.6%	
C20	Rektum Rectum	M Ž	826 539	630	385	76.3%	
C21	Anus i analni kanal Anus & anal canal	M Ž	16 11	15	10	93.8%	
C22	Jetra, žučni kanali Liver & intrahepatic bile ducts	M Ž	297 198	253	158	85.2%	
C23	Žučna kesica Gallbladder	M Ž	26 75	20	65	76.9%	
C24	Žučni kanali, drugi delovi Biliary tract, other & unspec. parts	M Ž	35 30	27	23	77.1%	
C25	Pankreas Pancreas	M Ž	356 265	261	189	73.3%	
C26	Org. za var., neodređ. lok. Other & ill-defined digestive organs	M Ž	22 32	10	20	45.5%	
C30	Nosna šupljina i srednje uvo Nasal cavity & middle ear	M Ž	17 4	10	2	58.8%	
C31	Nosni sinusi Accessory sinuses	M Ž	17 7	10	4	58.8%	
C32	Larings Larynx	M Ž	512 77	509	74	99.4%	
C33	Traheja Trachea	M Ž	8 2	3	1	37.5%	
C34	Bronh i pluća Bronchus & lung	M Ž	2633 819	2539	788	96.4%	
C37	Timus Thymus	M Ž	6 0	0	0	0.0%	
C38	Srce, mediastinum, pleura Heart, mediastinum & pleura	M Ž	30 21	24	17	80.0%	
C39	Toraks, druge lokalizacije Other & ill-def. in the res. sys. & intrath. org.	M Ž	6 5	2	2	33.3%	
C40	Kosti i zglobovi, hrskavice udova Bone & articular cartilage of limbs	M Ž	30 26	25	21	83.3%	
C41	Kosti i zglobovi, dr. lok. Bone & artic. cart. of other & unspec. parts	M Ž	42 33	40	30	95.2%	
C43	Koža, maligni melanom Malignant melanoma of skin	M Ž	214 196	202	184	94.4%	
C44	Koža, drugi mal. tumori Skin, other malignomas	M Ž	1472 1356	1337	1132	90.8%	
C45	Mezoteliom Mesothelioma	M Ž	11 8	5	3	45.5%	
C46	Kaposijev sarkom Kaposi's sarcoma	M Ž	1 0	1	0	100.0%	
C47	Periferni nervi i aut. ner. sis. Peripheral nerves & auton. nerv. sys.	M Ž	9 5	4	3	44.4%	
C48	Peritoneum i retroperitoneum Retroperitoneum & peritoneum	M Ž	43 32	26	20	60.5%	
C49	Vezivna i meka tkiva, drugi Other connective and soft tissue	M Ž	57 80	44	57	77.2%	
C50	Dojka Breast	M Ž	98 2835	85	2603	86.7%	

**Tabela 22.1 Ukupan broj novoobolelih, broj i procenat histološki i citološki verifikovanih slučajeva raka prema primarnoj lokalizaciji i polu, centralna Srbija, 2007. godina (nastavak)**

Table 22.1 Total number of new cancer cases, number and percentage of histologically and cytologically confirmed cancer cases by primary site and sex, Central Serbia 2007 (continued)

MKB-10 (ICD-10) Šifra (Code)	Primarna lokalizacija Primary site	POL (SEX) M (Male) Z (Female)	Ukupan broj novoobolelih All new cases		Broj histo./ cito. verifikovanih Number of cases histo./ cyto. confirmed		%
			13475	12187	11675	10363	
C51	Vulva	Ž	87		86		98.9%
C52	Vagina	Ž	19		18		94.7%
C53	Grlić materice Cervix uteri	Ž	889		880		99.0%
C54	Materica, telo Corpus uteri	Ž	659		564		85.6%
C55	Materica, neoznačeni deo Uterus, unspecified part	Ž	38		26		68.4%
C56	Jajnik Ovary	Ž	484		457		94.4%
C57	Ženski gen. org., dr. neoz. lok. Other & unspec. parts of fem. gen. org.	Ž	25		20		80.0%
C58	Placenta	Ž	0		0		0.0%
C60	Penis	M	24		19		79.2%
C61	Prostata	M	1474		1282		87.0%
C62	Testis	M	150		109		72.7%
C63	Muški gen. org., dr. neoz. org. Other & unspec. male genital organs	M	3		1		0.0%
C64	Bubreg Kidney, except renal pelvis	M Ž	297 186		218 137		73.4% 73.7%
C65	Bubrežna karlica Renal pelvis	M Ž	30 23		25 19		83.3% 82.6%
C66	Ureter	M Ž	14 14		12 11		85.7% 78.6%
C67	Mokraćna bešika Bladder	M Ž	827 323		692 215		83.7% 66.6%
C68	Urinarni organi, dr. neoz. org. Other & unspecified urinary organs	M Ž	1 3		1 1		100.0% 33.3%
C69	Oko, pripoji oka Eye and adnexa	M Ž	33 27		11 15		33.3% 55.6%
C70	Mozdanice Meninges	M Ž	18 24		11 15		61.1% 62.5%
C71	Mozak Brain	M Ž	326 248		312 239		95.7% 96.4%
C72	Centralni ner. sis., dr. delovi Spinal cord, cran. nerv. & oth. parts of CNS	M Ž	19 15		9 7		47.4% 46.7%
C73	čitasta žlezda Thyroid gland	M Ž	67 196		60 175		89.6% 89.3%
C74	Nadbubrežna žlezda Adrenal gland	M Ž	12 10		10 8		83.3% 80.0%
C75	Endokrine žlezde, druge Oth. endoc. gl. & related structures	M Ž	10 13		4 7		40.0% 53.8%
C76	Ostale lokalizacije Other & ill defined sites	M Ž	37 63		11 22		29.7% 34.9%
C77-C80	Sekundarne lok., bez ozn. lok. Unspec. mal. neo. of lymph nod. & without of spec. of site	M Ž	352 257		210 130		59.7% 50.6%
C81	Hodgkinova bolest Hodgkin's disease	M Ž	86 56		83 55		96.5% 98.2%
C82	Ne-Hodgkinov lim., folikularni Follicular non-Hodgkin's lymphoma	M Ž	66 57		62 53		93.9% 93.0%
C83	Ne-Hodgkinov lim., difuzni Diffuse non-Hodgkin's lymphoma	M Ž	49 47		43 39		87.8% 83.0%
C84	Periferni i kožni lim. T-ćelija Peripheral & cutaneous T-cell lymphomas	M Ž	7 2		4 1		57.1% 50.0%
C85	Ne-Hodgkinovi limfomi, drugi Oth. & unspec. types of non-Hodgkin's lymphoma	M Ž	89 72		80 65		89.9% 90.3%
C88	Zloćudne imunoprolifer. bolesti Malignant immunoproliferative diseases	M Ž	4 5		0 0		0.0% 0.0%
C90	Mult. mijelom i zloć. tum. plaz. ćel. Multiple myeloma and malignant plasma cell neoplasms	M Ž	75 60		73 59		97.3% 98.3%
C91	Limfoidna leukemija Lymphoblastic, lymphoid leukaemia	M Ž	166 117		165 116		99.4% 99.1%
C92	Mijeloidna leukemija Myeloid leukaemia	M Ž	116 67		115 66		99.1% 98.5%
C93	Monocitna leukemija Monocytic leukaemia	M Ž	3 1		3 1		100.0% 100.0%
C94	Leukemije, druge Other leukaemias of specified cells	M Ž	9 8		8 6		88.9% 75.0%
C95	Leukemije, neoznačene Leukaemia, unspecified cell type	M Ž	21 17		20 15		95.2% 88.2%
C96	Dr. zloć. tum. hematop. sist. Oth. & unspec. mal. neo. of lymph., haematopoietic & relate	M Ž	3 5		2 3		66.7% 60.0%
C00-C96 (C44)	Sve lokalizacije, bez kože All sites but skin	M Ž	12003 10831		10338 9231		86.1% 85.2%

**Tabela 23. Broj novoobolelih i incidencija od raka na 100.000 stanovnika prema primarnoj lokalizaciji, uzrastu i polu, centralna Srbija, 2007. godina**

Table 23. Number of new cancer cases and cancer incidence rates per 100.000 population by primary site, age and sex, Central Serbia, 2007

MKB-10 (ICD-10) Šifra (Code)	Primarna lokalizacija Primary site	POL SEX M (Male) Z (Female)	Ukupno	Sirova incid.	Standardizovana incidencija (Stand. incidence)		
			(ALL)	Crude rate	ASR(E)	ASR(W)	TRUNC
			13475	514.0	411.3	290.1	146.9
C00	Usna Lip	M Ž	74 39	2.8 1.4	2.2 0.9	1.6 0.6	0.7 0.3
C01	Jezik, koren Base of tongue	M Ž	31 9	1.2 0.3	1.0 0.3	0.7 0.2	0.9 0.1
C02	Jezik, drugi delovi Tongue, other & unspecified parts	M Ž	37 10	1.4 0.4	1.2 0.3	0.8 0.2	0.6 0.1
C03	Desni Gum	M Ž	9 1	0.3 0.0	0.3 0.0	0.2 0.0	0.0 0.0
C04	Pod usta Floor of mouth	M Ž	29 5	1.1 0.2	0.9 0.2	0.6 0.1	0.6 0.1
C05	Nepce Palate	M Ž	14 10	0.5 0.4	0.5 0.3	0.4 0.2	0.3 0.1
C06	Usta, drugi delovi Mouth, other & unspecified parts	M Ž	11 8	0.4 0.3	0.3 0.2	0.2 0.2	0.2 0.4
C07	Parotidna žlezda Parotid gland	M Ž	21 12	0.8 0.4	0.6 0.3	0.4 0.3	0.3 0.3
C08	Pljuvačna žlezda Other & unspec. major salivary gl.	M Ž	15 8	0.6 0.3	0.5 0.2	0.4 0.2	0.3 0.1
C09	Krajnik Tonsil	M Ž	31 10	1.2 0.4	1.0 0.3	0.7 0.2	0.5 0.2
C10	Orofarings Oropharynx	M Ž	25 8	1.0 0.3	0.8 0.2	0.6 0.2	0.3 0.1
C11	Nasofarings Nasopharynx	M Ž	30 9	1.1 0.3	1.0 0.3	0.7 0.2	0.4 0.2
C12	Piriformni sinus Pyriform sinus	M Ž	3 1	0.1 0.0	0.1 0.0	0.1 0.0	0.0 0.0
C13	Hipofarings Hypopharynx	M Ž	64 24	2.4 0.9	2.2 0.7	1.6 0.6	1.2 0.2
C14	Usne, usta, ždrelo, drugi delovi Other & ill def. sites in the lip oral cavity & pharynx	M Ž	14 2	0.5 0.1	0.4 0.1	0.3 0.0	0.3 0.0
C15	Jednjak Oesophagus	M Ž	196 53	7.5 1.9	6.0 1.4	4.2 1.0	1.8 0.5
C16	Želudac Stomach	M Ž	698 399	26.6 14.4	21.1 10.0	14.7 7.0	6.2 3.2
C17	Tanko crevo Small intestine	M Ž	39 36	1.5 1.3	1.1 0.9	0.7 0.7	0.2 0.3
C18	Debelo crevo Colon	M Ž	845 671	32.2 24.2	25.6 16.7	17.8 11.5	7.7 4.8
C19	Rektosigmoidni prelaz Rectosigmoid junction	M Ž	117 99	4.5 3.6	3.6 2.7	2.6 2.0	1.4 0.6
C20	Rektum Rectum	M Ž	826 539	31.5 19.5	25.0 13.4	17.4 9.3	7.5 4.2
C21	Anus i analni kanal Anus & anal canal	M Ž	16 11	0.6 0.4	0.5 0.3	0.3 0.2	0.2 0.2
C22	Jetra, žučni kanali Liver & intrahepatic bile ducts	M Ž	297 198	11.3 7.2	8.9 4.7	6.1 3.3	2.1 0.7
C23	Žučna kesa Gallbladder	M Ž	26 75	1.0 2.7	0.7 1.9	0.5 1.3	0.3 0.7
C24	Žučni kanali, drugi delovi Biliary tract, other & unspec. parts	M Ž	35 30	1.3 1.1	1.0 0.7	0.7 0.4	0.5 0.2
C25	Pankreas Pancreas	M Ž	356 265	13.6 9.6	10.9 6.3	7.6 4.3	3.4 1.9
C26	Org. za var., neodrež. lok. Other & ill-defined digestive organs	M Ž	22 32	0.8 1.2	0.6 0.7	0.4 0.5	0.4 0.1
C30	Nosna šupljina i srednje uvo Nasal cavity & middle ear	M Ž	17 4	0.6 0.1	0.5 0.1	0.4 0.1	0.1 0.1
C31	Nosni sinusi Accessory sinuses	M Ž	17 7	0.6 0.3	0.5 0.2	0.4 0.1	0.4 0.1
C32	Larings Larynx	M Ž	512 77	19.5 2.8	16.2 2.1	11.6 1.5	9.3 0.9
C33	Traheja Trachea	M Ž	8 2	0.3 0.1	0.2 0.1	0.2 0.0	0.2 0.1
C34	Bronh i pluća Bronchus & lung	M Ž	2633 819	100.4 29.6	81.5 21.7	57.4 15.4	38.8 10.1
C37	Timus Thymus	M Ž	6 0	0.2 0.0	0.2 0.0	0.2 0.0	0.0 0.1
C38	Srce, mediastinum, pleura Heart, mediastinum & pleura	M Ž	30 21	1.1 0.8	1.0 0.5	0.7 0.4	0.5 0.2
C39	Toraks, druge lokalizacije Other & ill-def. in the res. sys. & intrath. org.	M Ž	6 5	0.2 0.2	0.2 0.1	0.1 0.1	0.0 0.1
C40	Kosti i zglobovi hrskavice udova Bone & articular cartilage of limbs	M Ž	30 26	1.1 0.9	1.1 0.8	1.0 0.7	0.4 0.3
C41	Kosti i zglobovi hrskav., dr. lok. Bone & artic. cart. of other & unspec. parts	M Ž	42 33	1.6 1.2	1.4 0.9	1.0 0.7	0.2 0.5
C43	Koža, maligni melanom Malignant melanoma of skin	M Ž	214 196	8.2 7.1	6.9 5.7	5.1 4.4	1.9 2.2
C44	Koža, drugi mal. tumori Skin, other malignomas	M Ž	1472 1356	56.1 49.0	43.6 32.9	29.5 22.7	15.7 13.1
C45	Mezoteliom Mesothelioma	M Ž	11 8	0.4 0.3	0.4 0.2	0.3 0.2	0.1 0.1
C46	Kaposijev sarkom Kaposi's sarcoma	M Ž	1 0	0.0 0.0	0.0 0.0	0.0 0.0	0.0 0.0
C47	Periferni nervi i aut. ner. sis. Peripheral nerves & auton. nerv. sys.	M Ž	9 5	0.3 0.2	0.3 0.1	0.2 0.1	0.1 0.1
C48	Peritoneum i retroperitoneum Retroperitoneum & peritoneum	M Ž	43 32	1.6 1.2	1.4 0.9	1.1 0.7	0.1 0.3
C49	Vezivna i meka tkiva, drugi Other connective and soft tissue	M Ž	57 80	2.2 2.9	1.8 2.3	1.4 1.8	1.1 0.8
C50	Dojka Breast	M Ž	98 2835	3.7 102.4	3.1 81.0	2.1 60.2	0.7 43.2

**Tabela 23.1 Broj novoobolelih i incidencija od raka na 100.000 stanovnika prema primarnoj lokalizaciji, uzrastu i polu, centralna Srbija, 2007. godina (nastavak)**

Table 23.1 Number of new cancer cases and cancer incidence rates per 100.000 population by primary site, age and sex, Central Serbia, 2007 (continued)

MKB-10 (ICD-10) Šifra (Code)	Primarna lokalizacija Primary site	POL SEX M (Male) Z (Female)	Ukupno	Sirova acid.	Standardizovana incidencija (Stand. incidence)		
			(All) 13475 12187	Crude rate 514.0 440.2	ASR(E) 411.3 330.6	ASR(W) 290.1 242.2	TRUNC 146.9 149.8
C51	Vulva Vulva	Ž	87	3.1	2.1	1.5	1.0
C52	Vagina Vagina	Ž	19	0.7	0.4	0.3	0.3
C53	Grlić materice Cervix uteri	Ž	889	32.1	27.8	21.6	20.6
C54	Materica, telo Corpus uteri	Ž	659	23.8	18.4	13.4	9.4
C55	Materica, neoznačeni deo Uterus, unspecified part	Ž	38	1.4	1.0	0.7	0.4
C56	Jajnik Ovary	Ž	484	17.5	13.9	10.4	6.2
C57	Ženski gen. org., dr. neoz. lok. Other & unspec. parts of fem. gen. org.	Ž	25	0.9	0.7	0.5	0.4
C58	Placenta Placenta	Ž	0	0.0	0.0	0.0	0.0
C60	Penis Penis	M	24	0.9	0.7	0.5	0.4
C61	Prostata Prostate	M	1474	56.2	41.2	26.1	6.2
C62	Testis Testis	M	150	5.7	5.7	5.5	2.2
C63	Muški gen. org., dr. neoz. org. Other & unspec. male genital organs	M	3	0.1	0.1	0.1	0.0
C64	Bubreg Kidney, except renal pelvis	M Ž	297 186	11.3 6.7	9.4 5.0	6.8 3.7	4.0 1.7
C65	Bubrežna karlica Renal pelvis	M Ž	30 23	1.1 0.8	0.9 0.6	0.6 0.4	0.3 0.2
C66	Ureter Ureter	M Ž	14 14	0.5 0.5	0.4 0.3	0.3 0.2	0.1 0.1
C67	Mokraćna bešika Bladder	M Ž	827 323	31.5 11.7	24.4 7.9	16.5 5.5	7.7 2.5
C68	Urinarni organi, dr. neoz. org. Other & unspecified urinary organs	M Ž	1 3	0.0 0.1	0.0 0.1	0.0 0.1	0.0 0.1
C69	Oko, pripoji oka Eye and adnexa	M Ž	33 27	1.3 1.0	1.1 0.8	1.0 0.6	0.5 0.5
C70	Moždance Meninges	M Ž	18 24	0.7 0.9	0.6 0.7	0.5 0.6	0.4 0.6
C71	Mozak Brain	M Ž	326 248	12.4 9.0	10.8 7.3	8.5 6.0	5.2 3.1
C72	Centralni ner. sis., dr. delovi Spinal cord, cran. nerv. & oth. parts of CNS	M Ž	19 15	0.7 0.5	0.7 0.5	0.7 0.5	0.2 0.0
C73	čtitasta žlezda Thyroid gland	M Ž	67 196	2.6 7.1	2.1 6.0	1.6 4.7	0.7 2.4
C74	Nadbubrežna žlezda Adrenal gland	M Ž	12 10	0.5 0.4	0.4 0.3	0.3 0.3	0.2 0.2
C75	Endokrine žlezde, druge Oth. endoc. gl. & related structures	M Ž	10 13	0.4 0.5	0.3 0.4	0.2 0.4	0.1 0.3
C76	Ostale lokalizacije Other & ill defined sites	M Ž	37 63	1.4 2.3	1.1 1.6	0.7 1.1	0.5 0.4
C77-C80	Sekundarne lok., bez ozn. lok. Unspec. mal. neo. of lymph nod. & without of spec. of site	M Ž	352 257	13.4 9.3	10.9 6.7	7.9 4.8	3.7 2.5
C81	Hodgkinova bolest Hodgkin's disease	M Ž	86 56	3.3 2.0	2.9 1.9	2.4 1.7	1.0 0.7
C82	Ne-Hodgkinov lim., folikularni Follicular non-Hodgkin's lymphoma	M Ž	66 57	2.5 2.1	2.1 1.6	1.6 1.2	0.6 0.8
C83	Ne-Hodgkinov lim., difuzni Diffuse non-Hodgkin's lymphoma	M Ž	49 47	1.9 1.7	1.5 1.3	1.1 1.0	0.5 0.6
C84	Periferni i kožni lim. T-čelija Peripheral & cutaneous T-cell lymphomas	M Ž	7 2	0.3 0.1	0.2 0.1	0.2 0.0	0.1 0.1
C85	Ne-Hodgkinovi limfomi, drugi Oth. & unspec. types of non-Hodgkin's lymphoma	M Ž	89 72	3.4 2.6	2.9 2.0	2.2 1.5	1.2 0.8
C88	Zloćudne imunoprolifer. bolesti Malignant immunoproliferative diseases	M Ž	4 5	0.2 0.2	0.1 0.1	0.1 0.1	0.0 0.0
C90	Mult. mijelom i zloć. tum. plaz. ćel. Multiple myeloma and malignant plasma cell neoplasms	M Ž	75 60	2.9 2.2	2.3 1.6	1.6 1.1	0.7 0.6
C91	Limfoidna leukemija Lymphoblastic, lymphoid leukaemia	M Ž	166 117	6.3 4.2	5.3 3.2	4.3 2.6	1.1 0.6
C92	Mijeloidna leukemija Myeloid leukaemia	M Ž	116 67	4.4 2.4	3.6 1.9	2.7 1.4	0.8 0.6
C93	Monocitna leukemija Monocytic leukaemia	M Ž	3 1	0.1 0.0	0.1 0.0	0.1 0.0	0.1 0.0
C94	Leukemije, druge Other leukaemias of specified cells	M Ž	9 8	0.3 0.3	0.3 0.2	0.2 0.2	0.1 0.1
C95	Leukemije, neoznačene Leukaemia, unspecified cell type	M Ž	21 17	0.8 0.6	0.6 0.5	0.5 0.3	0.3 0.2
C96	Dr. zloć. tum. hematop. sist. Oth. & unspec. mal. neo. of lymph., haematopoietic & relat	M Ž	3 5	0.1 0.2	0.1 0.1	0.1 0.1	0.0 0.0
C00-C96 (C44)	Sve lokalizacije, bez kože All sites but skin	M Ž	12003 10831	433.6 391.2	312.9 297.8	226.2 219.6	131.2 136.7

**Tabela 24. Broj umrlih i mortalitet od raka na 100.000 stanovnika prema primarnoj lokalizaciji, uzrastu i polu, centralna Srbija, 2007. godina**

Table 24. Number of death cancer cases and cancer mortality rates per 100.000 population by primary site, age and sex, Central Serbia, 2007

MKB-10 (ICD-10) Šifra (Code)	Primarna lokalizacija Primary site	POL SEX M (Male) Z (Female)	Ukupno	Sirovi mort.	Standardizovani mortalitet (Stand. mortality)		
			(All)	Crude rate	ASR(E)	ASR(W)	TRUNC
			8290 6083	316.2 219.7	247.1 149.2	168.4 103.0	78.8 53.4
C00	Usna Lip	M Ž	13 5	0.5 0.2	0.4 0.1	0.2 0.0	0.1 0.0
C01	Jezik, koren Base of tongue	M Ž	20 7	0.8 0.3	0.6 0.2	0.5 0.1	0.3 0.1
C02	Jezik, drugi delovi Tongue, other & unspecified parts	M Ž	39 5	1.5 0.2	1.2 0.1	0.9 0.1	0.7 0.0
C03	Desni Gum	M Ž	1 0	0.0 0.0	0.0 0.0	0.0 0.0	0.0 0.0
C04	Pod usta Floor of mouth	M Ž	17 6	0.6 0.2	0.5 0.1	0.4 0.1	0.2 0.0
C05	Nepce Palate	M Ž	14 2	0.5 0.1	0.4 0.0	0.3 0.0	0.2 0.0
C06	Usta, drugi delovi Mouth, other & unspecified parts	M Ž	9 6	0.3 0.2	0.3 0.1	0.2 0.1	0.2 0.0
C07	Parotidna žlezda Parotid gland	M Ž	13 11	0.5 0.4	0.4 0.2	0.3 0.2	0.1 0.1
C08	Pljučna žlezda Other & unspec. major salivary gl.	M Ž	9 3	0.3 0.1	0.3 0.1	0.2 0.1	0.1 0.0
C09	Krajnik Tonsil	M Ž	26 2	1.0 0.1	0.8 0.0	0.6 0.0	0.3 0.0
C10	Orofarings Oropharynx	M Ž	17 2	0.6 0.1	0.6 0.1	0.4 0.1	0.3 0.1
C11	Nasofarings Nasopharynx	M Ž	16 7	0.6 0.3	0.5 0.2	0.4 0.1	0.2 0.1
C12	Piriformni sinus Pyriform sinus	M Ž	1 0	0.0 0.0	0.0 0.0	0.0 0.0	0.0 0.0
C13	Hipofarings Hypopharynx	M Ž	49 8	1.9 0.3	1.6 0.2	1.2 0.2	0.9 0.1
C14	Usne, usta, ždrel, drugi delovi Other & ill def. sites in the lip oral cavity & pharynx	M Ž	19 6	0.7 0.2	0.6 0.1	0.4 0.1	0.2 0.0
C15	Jednjak Oesophagus	M Ž	151 36	5.8 1.3	4.7 0.8	3.3 0.6	2.0 0.1
C16	Želudac Stomach	M Ž	515 300	19.6 10.8	15.3 7.1	10.4 4.8	4.5 2.4
C17	Tanko crevo Small intestine	M Ž	18 15	0.7 0.5	0.5 0.3	0.3 0.2	0.1 0.1
C18	Debelo crevo Colon	M Ž	494 363	18.8 13.1	14.1 8.4	9.1 5.6	3.4 2.4
C19	Rektosigmoidni prelaz Rectosigmoid junction	M Ž	20 20	0.8 0.7	0.6 0.4	0.4 0.2	0.1 0.0
C20	Rektum Rectum	M Ž	436 284	16.6 10.3	12.7 6.3	8.4 4.0	3.3 1.5
C21	Anus i analni kanal Anus & anal canal	M Ž	3 11	0.1 0.4	0.1 0.2	0.1 0.1	0.1 0.0
C22	Jetra, žučni kanali Liver & intrahepatic bile ducts	M Ž	318 193	12.1 7.0	9.3 4.6	6.3 3.1	2.5 1.3
C23	Žučna kesha Gallbladder	M Ž	44 100	1.7 3.6	1.3 2.4	0.8 1.7	0.3 0.9
C24	Žučni kanali, drugi delovi Biliary tract, other & unspec. parts	M Ž	37 31	1.4 1.1	1.1 0.7	0.7 0.5	0.3 0.2
C25	Pankreas Pancreas	M Ž	365 355	13.9 12.8	10.8 8.1	7.3 5.3	3.4 2.2
C26	Org. za var., neodrež. lok. Other & ill-defined digestive organs	M Ž	12 14	0.5 0.5	0.3 0.3	0.2 0.2	0.1 0.1
C30	Nosna šupljina i srednje uvo Nasal cavity & middle ear	M Ž	10 4	0.4 0.1	0.3 0.1	0.2 0.0	0.1 0.0
C31	Nosni sinusi Accessory sinuses	M Ž	5 5	0.2 0.2	0.2 0.1	0.1 0.1	0.0 0.0
C32	Larings Larynx	M Ž	276 30	10.5 1.1	8.4 0.8	5.9 0.5	3.5 0.3
C33	Traheja Trachea	M Ž	5 1	0.2 0.0	0.2 0.0	0.1 0.0	0.1 0.0
C34	Bronh i pluća Bronchus & lung	M Ž	2499 737	95.3 26.6	76.1 18.8	52.9 13.1	29.6 7.9
C37	Timus Thymus	M Ž	3 1	0.1 0.0	0.1 0.0	0.1 0.0	0.0 0.0
C38	Srce, mediastinum, pleura Heart, mediastinum & pleura	M Ž	22 20	0.8 0.7	0.7 0.5	0.5 0.4	0.3 0.3
C39	Toraks, druge lokalizacije Other & ill-def. in the res. sys. & intrath. org.	M Ž	3 0	0.1 0.0	0.1 0.0	0.1 0.0	0.0 0.0
C40	Kosti i zglobovi, hrskavice udova Bone & articular cartilage of limbs	M Ž	14 9	0.5 0.3	0.5 0.3	0.5 0.2	0.1 0.1
C41	Kosti i zglobovi, dr. lok. Bone & artic. cart. of other & unspec. parts	M Ž	41 16	1.6 0.6	1.3 0.4	0.9 0.3	0.4 0.1
C43	Koža, maligni melanom Malignant melanoma of skin	M Ž	93 80	3.5 2.9	2.9 2.0	2.1 1.4	1.3 0.7
C44	Koža, drugi mal. tumori Skin, other malignomas	M Ž	60 37	2.3 1.3	1.7 0.7	1.0 0.4	0.2 0.1
C45	Mezoteliom Mesothelioma	M Ž	15 6	0.6 0.2	0.5 0.2	0.4 0.1	0.3 0.1
C46	Kaposijev sarkom Kaposi's sarcoma	M Ž	0 0	0.0 0.0	0.0 0.0	0.0 0.0	0.0 0.0
C47	Periferni nervi i aut. ner. sis. Peripheral nerves & auton. nerv. sys.	M Ž	1 1	0.0 0.0	0.1 0.0	0.1 0.0	0.0 0.0
C48	Peritoneum i retroperitoneum Retroperitoneum & peritoneum	M Ž	30 25	1.1 0.9	0.9 0.7	0.7 0.5	0.2 0.2
C49	Vezivna i meka tkiva, drugi Other connective and soft tissue	M Ž	19 22	0.7 0.8	0.6 0.6	0.4 0.5	0.2 0.2
C50	Dojka Breast	M Ž	26 1120	1.0 40.5	0.8 28.6	0.5 20.0	0.1 12.0

**Tabela 24.1 Broj umrlih i mortalitet od raka na 100.000 stanovnika prema primarnoj lokalizaciji, uzrastu i polu, centralna Srbija, 2007. godina (nastavak)**

Table 24.1 Number of death cancer cases and cancer mortality rates per 100.000 population by primary site, age and sex, Central Serbia, 2007 (continued)

MKB-10 (ICD-10) Šifra (Code)	Primarna lokalizacija Primary site	POL SEX M (Male) Z (Female)	Ukupno	Sirovi mort.	Standardizovani mortalitet (Stand. mortality)		
			(All)	Crude rate	ASR(E)	ASR(W)	TRUNC
			8290	316.2	247.1	168.4	78.8
			6083	219.7	149.2	103.0	53.4
C51	Vulva	Ž	53	1.9	1.2	0.8	0.4
C52	Vagina	Ž	11	0.4	0.2	0.1	0.0
C53	Grič materice Cervix uteri	Ž	384	13.9	10.4	7.4	5.2
C54	Materica, telo Corpus uteri	Ž	133	4.8	3.3	2.3	1.3
C55	Materica, neoznačeni deo Uterus, unspecified part	Ž	85	3.1	2.1	1.4	0.6
C56	Jajnik Ovary	Ž	294	10.6	7.7	5.5	3.2
C57	Ženski gen. org., dr. neoz. lok. Other & unspec. parts of fem. gen. org.	Ž	27	1.0	0.6	0.4	0.1
C58	Placenta Placenta	Ž	0	0.0	0.0	0.0	0.0
C60	Penis Penis	M	13	0.5	0.4	0.3	0.1
C61	Prostata Prostate	M	731	27.9	19.7	11.8	1.7
C62	Testis Testis	M	13	0.5	0.5	0.4	0.2
C63	Muški gen. org., dr. neoz. org. Other & unspec. male genital organs	M	2	0.1	0.1	0.1	0.0
C64	Bubreg Kidney, except renal pelvis	M	133	5.1	4.0	2.8	1.3
C65	Bubrežna karlica Renal pelvis	Ž	92	3.3	2.0	1.3	0.4
C66	Ureter Ureter	M	12	0.5	0.4	0.2	0.1
C67	Mokraćna bešika Bladder	Ž	10	0.4	0.3	0.2	0.1
C68	Ureter Ureter	M	4	0.2	0.1	0.1	0.1
C69	Mokraćna bešika Bladder	Ž	7	0.3	0.1	0.1	0.0
C70	Urinarni organi, dr. neoz. org. Other & unspecified urinary organs	M	344	13.1	9.7	6.1	1.9
C71	Urinarni organi, dr. neoz. org. Other & unspecified urinary organs	Ž	105	3.8	2.2	1.4	0.4
C72	Okno, pripoji oka Eye and adnexa	M	2	0.1	0.1	0.1	0.0
C73	Okno, pripoji oka Eye and adnexa	Ž	1	0.0	0.0	0.0	0.0
C74	Moždance Meninges	M	10	0.4	0.3	0.2	0.1
C75	Moždance Meninges	Ž	13	0.5	0.3	0.2	0.1
C76	Mozak Brain	M	11	0.4	0.3	0.2	0.2
C77	Mozak Brain	Ž	11	0.4	0.3	0.2	0.1
C78	Mozak Brain	M	300	11.4	9.4	6.9	3.8
C79	Mozak Brain	Ž	205	7.4	5.7	4.3	2.5
C80	Centralni ner. sis., dr. delovi Spinal cord, cran. nerv. & oth. parts of CNS	M	11	0.4	0.4	0.4	0.3
C81	Centralni ner. sis., dr. delovi Spinal cord, cran. nerv. & oth. parts of CNS	Ž	8	0.3	0.3	0.3	0.1
C82	čtitasta žlezda Thyroid gland	M	19	0.7	0.6	0.4	0.2
C83	čtitasta žlezda Thyroid gland	Ž	37	1.3	0.9	0.6	0.2
C84	Nadbubrežna žlezda Adrenal gland	M	11	0.4	0.3	0.2	0.1
C85	Nadbubrežna žlezda Adrenal gland	Ž	15	0.5	0.4	0.3	0.2
C86	Endokrine žlezde, druge Oth. endoc. gl. & related structures	M	7	0.3	0.2	0.2	0.1
C87	Endokrine žlezde, druge Oth. endoc. gl. & related structures	Ž	3	0.1	0.1	0.1	0.1
C88	Ostale lokalizacije Other & ill defined sites	M	97	3.7	2.8	1.9	0.6
C89	Ostale lokalizacije Other & ill defined sites	Ž	135	4.9	2.8	1.8	0.5
C90	Sekundarne lok., bez ozn. lok. Unspec. mal. neo. of lymph nod. & without of spec. of site	M	307	11.7	9.2	6.3	3.0
C91	Sekundarne lok., bez ozn. lok. Unspec. mal. neo. of lymph nod. & without of spec. of site	Ž	227	8.2	5.3	3.5	1.6
C92	Hodgkinova bolest Hodgkin's disease	M	33	1.3	1.0	0.8	0.5
C93	Hodgkinova bolest Hodgkin's disease	Ž	18	0.7	0.5	0.4	0.2
C94	Ne-Hodgkinov lim., folikularni Follicular non-Hodgkin's lymphoma	M	14	0.5	0.4	0.3	0.2
C95	Ne-Hodgkinov lim., difuzni Diffuse non-Hodgkin's lymphoma	Ž	9	0.3	0.2	0.1	0.1
C96	Ne-Hodgkinov lim., difuzni Diffuse non-Hodgkin's lymphoma	M	22	0.8	0.7	0.5	0.2
C97	Ne-Hodgkinov lim., difuzni Diffuse non-Hodgkin's lymphoma	Ž	16	0.6	0.4	0.3	0.2
C98	Periferni i kožni lim. T-ćelija Peripheral & cutaneous T-cell lymphomas	M	2	0.1	0.1	0.1	0.1
C99	Periferni i kožni lim. T-ćelija Peripheral & cutaneous T-cell lymphomas	Ž	4	0.1	0.1	0.1	0.0
C100	Ne-Hodgkinovi limfomi, drugi Oth. & unspec. types of non-Hodgkin's lymphoma	M	76	2.9	2.3	1.6	0.8
C101	Ne-Hodgkinovi limfomi, drugi Oth. & unspec. types of non-Hodgkin's lymphoma	Ž	57	2.1	1.4	1.0	0.5
C102	Zloćudne imunoprolifer. bolesti Malignant immunoproliferative diseases	M	4	0.2	0.1	0.1	0.1
C103	Zloćudne imunoprolifer. bolesti Malignant immunoproliferative diseases	Ž	2	0.1	0.0	0.0	0.0
C104	Mult. mijelom i zloć. tum. plaz. ćel. Multiple myeloma and malignant plasma cell neoplasms	M	65	2.5	2.0	1.4	0.7
C105	Mult. mijelom i zloć. tum. plaz. ćel. Multiple myeloma and malignant plasma cell neoplasms	Ž	48	1.7	1.2	0.9	0.5
C106	Limfoidna leukemija Lymphoblastic, lymphoid leukaemia	M	122	4.7	3.7	2.7	0.9
C107	Limfoidna leukemija Lymphoblastic, lymphoid leukaemia	Ž	65	2.3	1.5	1.1	0.4
C108	Mijeloidna leukemija Myeloid leukaemia	M	92	3.5	2.9	2.2	0.9
C109	Mijeloidna leukemija Myeloid leukaemia	Ž	76	2.7	2.0	1.4	0.7
C110	Monocitna leukemija Monocytic leukaemia	M	4	0.2	0.1	0.1	0.1
C111	Monocitna leukemija Monocytic leukaemia	Ž	6	0.2	0.2	0.1	0.1
C112	Leukemije, druge Other leukaemias of specified cells	M	5	0.2	0.2	0.1	0.1
C113	Leukemije, druge Other leukaemias of specified cells	Ž	2	0.1	0.0	0.0	0.0
C114	Leukemije, neoznačene Leukaemia, unspecified cell type	M	24	0.9	0.7	0.4	0.2
C115	Leukemije, neoznačene Leukaemia, unspecified cell type	Ž	17	0.6	0.4	0.2	0.1
C116	Dr. zloć. tum. hematop. sist. Oth. & unspec. mal. neo. of lymph., haematopoietic & related tissu	M	2	0.1	0.1	0.0	0.0
C117	Dr. zloć. tum. hematop. sist. Oth. & unspec. mal. neo. of lymph., haematopoietic & related tissu	Ž	1	0.0	0.0	0.0	0.0
C00-C96 (C44)	Sve lokalizacije, bez kože All sites but skin	M	8230	313.9	245.5	167.4	78.6
C00-C96 (C44)	Sve lokalizacije, bez kože All sites but skin	Ž	6046	218.4	148.5	102.6	53.3