



**INCIDENCIJA I MORTALITET
OD AKUTNOG KORONARNOG SINDROMA U SRBIJI**

**INCIDENCE AND MORTALITY
OF ACUTE CORONARY SYNDROME IN SERBIA**

2015

Registar za akutni koronarni sindrom u Srbiji
Serbian Acute Coronary Syndrome Registry

Izveštaj br. 10
Report N^o. 10

Registar za akutni koronarni sindrom u Srbiji
RAKSS

ISBN 978-86-7358-045-6

Institut za javno zdravlje Srbije „Dr Milan Jovanović Batut”
Institute of Public Health of Serbia ”Dr Milan Jovanović Batut”

INCIDENCIJA I MORTALITET OD AKUTNOG KORONARNOG SINDROMA U SRBIJI

INCIDENCE AND MORTALITY
OF ACUTE CORONARY SYNDROME IN SERBIA

2015

Registar za akutni koronarni sindrom u Srbiji
Serbian Acute Coronary Syndrome Registry

Izveštaj br. 10
Report N^o. 10



Beograd
2016

Izdavač / Published by

Institut za javno zdravlje Srbije „Dr Milan Jovanović Batut”
Institute of Public Health of Serbia “Dr Milan Jovanovic Batut”

Direktor / Director

Doc. dr sc. med. Dragan Ilić / Dragan Ilic, MD, PhD, Associate Professor
--

**Odsek za prevenciju i kontrolu nezaraznih oboljenja
– republički koordinatori registra za akutni koronarni sindrom /**

Department for Prevention and Control of Noncommunicable Diseases

– Principal Coordinators of Serbian Acute Coronary Syndrome Registry

Mr sc. med. Dragan Miljuš – šef / Dragan Miljus, MD, M.Sc. – Head of department

Mr sc. med. Nataša Mickovski Katalina – koordinator Registra za akutni koronarni sindrom u Srbiji /

Natasa Mickovski Katalina, MD, M.Sc. – Coordinator of Serbian Acute Coronary Syndrome Registry

Zorica Božić, viši dijetetski nutricionista / Zorica Bozic, senior dietitian nutritionist

Uređivački odbor / Editorial board

Mr sc. med. Dragan Miljuš / Dragan Miljus, MD, M.Sc

Mr sc. med. Nataša Mickovski Katalina / Natasa Mickovski Katalina, MD, M.Sc.

Zorica Božić, viši dijetetski nutricionista / Zorica Bozic, senior dietitian nutritionist

Dizajn i priprema za štampu / Design and pre-press

Mr sc. med. Dragan Miljuš / Dragan Miljus, MD, M.Sc

Mr sc. med. Nataša Mickovski Katalina / Natasa Mickovski Katalina, MD, M.Sc.

Zorica Božić, viši dijetetski nutricionista / Zorica Bozic, senior dietitian nutritionist

Informatička podrška / IT support

Dipl. matematičar Neda Stojanović / Neda Stojanovic, B. Sc. Mathematics

Lektor / Language editor

Mr Tamara Gruden / Tamara Gruden

Prevodilac / Translator

Vesna Kostić / Vesna Kostic

Korespodencija / Correspondance to

Mr sc. med. Nataša Mickovski Katalina / Natasa Mickovski Katalina, MD, M.Sc.

Institut za javno zdravlje Srbije „Dr Milan Jovanović Batut” / Institute of Public Health of Serbia “Dr
Milan Jovanovic Batut”,

Dr Subotića 5, 11 000 Beograd, Srbija / Dr Subotica 5, 11 000 Belgrade, Serbia

Rencenzenti / Reviewers

Prof. dr Zorana Vasiljević / Prof. Zorana Vasiljevic, MD, PhD

Prof. dr Sandra Špetić Grujičić / Prof. Sandra Sipetic Grujicic, MD, PhD

Koordinatori okružnih Registara za akutni koronarni sindrom / Coordinators of Acute Coronary Syndrome Registries by Administrative Districts in Serbia

Zavod za javno zdravlje Subotica / Institute of Public Health Subotica

Dr Dragica Kovačević Berić, specijalista epidemiologije / Dragica Kovacevic Beric, MD, specialist in epidemiology

Tatjana Bobić, viši sanitarni tehničar / Tatjana Bobic, senior sanitary technician

Jelica Temunović, medicinska sestra / Jelica Temunovic, nurse

Zavod za javno zdravlje Zrenjanin / Institute of Public Health Zrenjanin

Dr Radivoj Filipov, specijalista epidemiologije / Radivoj Filipov, MD, specialist in epidemiology

Dragana Bobić, viši sanitarni tehničar / Dragana Bobic, senior sanitary technician

Zavod za javno zdravlje Kikinda / Institute of Public Health Kikinda

Dr Vesna Blašković, specijalista socijalne medicine / Vesna Blaskovic, MD, specialist in social medicine

Aleksandra Đurđev, medicinska sestra / Aleksandra Djurdjev, nurse

Zavod za javno zdravlje Pančevo / Institute of Public Health Pancevo

Dr Tanja Todorović, specijalista epidemiologije / Tanja Todorovic, MD, specialist in epidemiology

Nenad Sokolović, viši sanitarni tehničar / Nenad Sokolovic, senior sanitary technician

Zavod za javno zdravlje Sombor / Institute of Public Health Sombor

Dr Tanja Medić, specijalista epidemiologije / Tanja Medic, MD, specialist in epidemiology

Zavod za javno zdravlje Novi Sad / Institute of Public Health Novi Sad

Dr Sanja Harhaji, specijalista socijalne medicine / Sanja Harhaji, MD, specialist in social medicine

Radmila Zobenica, medicinska sestra / Radmila Botoski, nurse

Zavod za javno zdravlje Sremska Mitrovica / Institute of Public Health Sremska Mitrovica

Snežana Belušević, medicinska sestra / Snezana Belusevic, nurse

Zavod za javno zdravlje Šabac / Institute of Public Health Sabac

Dr Olivera Stojanović, specijalista socijalne medicine / Olivera Stojanovic, MD, specialist in social medicine

Željka Ninković, viši sanitarni tehničar / Zeljka Ninkovic, senior sanitary technician

Zavod za javno zdravlje Valjevo / Institute of Public Health Valjevo

Sladana Stanković, viši sanitarni tehničar / Sladjana Stankovic, senior sanitary technician

Zavod za javno zdravlje Požarevac / Institute of Public Health Pozarevac

Dr Goran Nikolić, specijalista epidemiologije / Goran Nikolic, MD, specialist in epidemiology

Srđan Klimek, viši sanitarni tehničar / Srdjan Klimek, senior sanitary technician

Institut za javno zdravlje Kragujevac / Institute of Public Health Kragujevac

Prof. dr Vesna Pantović, specijalista epidemiologije / Prof. Vesna Pantovic, MD, PhD, specialist in epidemiology

Ass. dr Gordana Đorđević, specijalista epidemiologije / Ass. Gordana Djordjevic, MD, PhD, specialist in epidemiology

Gordana Gavrilović, sanitarni tehničar / Gordana Gavrilovic, sanitary technician

Zavod za javno zdravlje Čuprija / Institute of Public Health Cuprija

Dr Vesna Stefanović, specijalista epidemiologije / Vesna Stefanovic, MD, specialist in epidemiology

Vladan Tanasković, operater / Vladan Tanaskovic, IT technician

Zavod za javno zdravlje Zaječar / Institute of Public Health Zajecar

Dr Svetlana Živković, specijalista epidemiologije / Svetlana Zivkovic, MD, specialist in epidemiology

Zavod za javno zdravlje Užice / Institute of Public Health Uzice

Dr Aleksandra Andrić, specijalista epidemiologije / Aleksandra Andric, MD, specialist in epidemiology

Marija Dulović, sanitarni tehničar / Marija Dulovic, sanitary technician

Zavod za javno zdravlje Čačak / Institute of Public Health Cacak

Dr Aksentije Tošić, specijalista epidemiologije / Aksentije Tomic, MD, specialist in epidemiology

Duško Đalović, viši sanitarni tehničar / Dusko Djalovic, senior sanitary technician

Zavod za javno zdravlje Kraljevo / Institute of Public Health Kraljevo

Dr Vladan Šaponjić, specijalista epidemiologije / Vladan Saponjic, MD, specialist in epidemiology

Dr Verica Đukić, specijalista epidemiologije / Verica Djukic, MD, specialist in epidemiology

Zlatana Marković, viši sanitarni tehničar / Zlatana Markovic, senior sanitary technician

Zavod za javno zdravlje Kruševac / Institute of Public Health Krusevac

Dr Mirjana Avramović, specijalista epidemiologije / Mirjana Avramovic, MD, specialist in epidemiology

Verica Mijailović, viši sanitarni tehničar / Verica Mijailovic, senior sanitary technician

Insitut za javno zdravlje Niš / Institute of Public Health Nis

Mr sc. med. Nataša Rančić, specijalista epidemiologije / Natasa Rancic, MD, M. Sc, specialist in epidemiology

Bojan Stojadinović, sanitarno-ekološki tehničar / Bojan Stojadinovic, sanitari- environmental technician

Zavod za javno zdravlje Pirot / Institute of Public Health Pirot

Dr Radmila Zec, specijalista epidemiologije / Radmila Zec, MD, specialist in epidemiology

Danijela Kostić, viši sanitarni tehničar / Danijela Kostic, senior sanitary technician

Zavod za javno zdravlje Leskovac / Institute of Public Health Leskovac

Dr Zorana Kulić, specijalista epidemiologije / Gordana Kulic, MD, specialist in epidemiology

Violeta Kostić, viši sanitarni tehničar / Violeta Kostic, nurse

Marija Đorđević, viši sanitarni tehničar / Marija Djordjevic, nurse

Zavod za javno zdravlje Vranje / Institute of Public Health Vranje

Dr Svetlana Stojanović, specijalista socijalne medicine / Svetlana Stojanovic, MD, specialist in social medicine

Petar Veličković, zdravstveni statističar / Petar Velickovic, health statistician

Gradski zavod za javno zdravlje Beograd / Institute of Public Health Belgrade

Mr sc. med. Nevenka Pavlović, specijalista epidemiologije / Nevenka Pavlovic, MD, M. Sc. specialist in epidemiology

Marijana Popović, viši sanitarni tehničar / Marijana Popovic, sanitary technician

ZAHVALNICA

Zahvaljujemo se Asocijaciji koronarnih jedinica udruženja kardiologa Srbije, svim članovima Ekspertskog tima za akutni koronarni sindrom koji su inicirali i organizovali hospitalni registar za AKS i doprineli unapređenju populacionog registra za AKS:

prof. dr Zorani Vasiljević – savetniku Ministarstva zdravlja za AKS, KCS i

posebno aktivnim članovima tima:

prof. dr Gordani Panić – Institut za kardiovaskularne bolesti Sremska Kamenica;

doc. dr Biljani Putniković – KBC Zemun;

prof. dr Mirjani Krotin – KBC Bežanijska kosa;

ass. dr Veri Bakić – KBC Dragiša Mišović;

dr Nebojši Despotoviću i prof. dr Siniši Dimkoviću – KBC Zvezdara;

prof. dr Milanu Pavloviću – Klinika za kardiovaskularne bolesti KC Niš;

prof. dr Branku Gligiću, doc. dr Draganu Dimčiću – VMA;

prim. dr Jelici Milosavljević – ZC Jagodina;

prim. dr Časlavu Stošiću – ZC Vranje;

dr Marku Zrniću – ZC Kikinda;

prim. dr Živkici Branković – ZC Smederevo;

prim. dr Nadi Macuri, dr Branislavu Laziću – Gradski zavod za hitnu medicinsku pomoć;

prim. dr Milošu Rackovu – ZC Zrenjanin;

ass. dr Branislavu Stefanoviću – Institut za kardiovaskularne bolesti KCS;

prof. dr Marini Deljanin-Ilić – Institut za rehabilitaciju reumatskih i srčanih bolesti Niška Banja;

prim. dr Nadeždi Trifunović – ZC Užice;

dr Milanu Nikoliću – ZC Valjevo;

mr dr Anđelki Vukičević – Institut za javno zdravlje Srbije „Dr Milan Jovanović Batut“ i samostalnim stručnim saradnicima:

dr Veri Višekruni, dr Snežani Bogunović, dr Snežani Petrović, Ninoslavu Lešjaninu – Gradski zavod za hitnu medicinsku pomoć;

doc. dr Ljubici Raković-Savčić - VMA.

ACKNOWLEDGMENT

We express our appreciation of the contribution of the Coronary Unit Association of the Serbian Cardiology Association, all members of the Expert Team for Acute Coronary Syndrome who initiated, and set up the ACS Hospital Register and contribution to the promotion of the ACS Population Register:

Prof. Dr Zorana Vasiljević – ACS advisor to the Ministry of Health, CCS and active members of the team:

Prof. Dr Gordana Panić – Sremska Kamenica Institute for Cardiovascular Diseases;

Assoc. Prof. Dr Biljana Putniković – Zemun Medical Center;

Prof. Dr Mirjana Krotin – Bežanijska kosa Medical Center;

Assisst. Prof. Dr Vera Bakić – Dragiša Mišović Medical Center;

Dr Nebojša Despotović and Prof. Dr Siniša Dimković – Zvezdara Medical Center;

Prof. Dr Milan Pavlović – Institute for Cardiovascular Diseases Niš Medical Center;

Prof. Dr Branko Gligić, Assoc. Prof. Dr Dragan Dimčić – Military Medical Academy;

Dr Jelica Milosavljević – Jagodina Health Care Center;

Dr Časlav Stošiću – Vranje Health Care Center;

Dr Marko Zrnić – Kikinda Health Care Center;

Dr Živkica Branković – Smederevo Health Care Center;

Dr Nada Macura, Dr Branislav Laziću – City Center for Emergency Medical Services;

Dr Miloš Rackov – Zrenjanin Health Care Center;

Assisst. Prof. Dr Branislav Stefanović – CCS Institute for Cardiovascular Diseases;

Prof. Dr Marina Deljanin-Ilić – Niška Banja Institute for Rehabilitation of Rheumatic and Cardiac Diseases;

Dr Nadežda Trifunović – Užice Health Care Center;

Dr Milan Nikolić – Valjevo Health Care Center;

Dr Anđelka Vukičević – "Dr Milan Jovanović Batut" Institute of Public Health and associated collaborators:

Dr Vera Višekruna, Dr Snežana Bogunović, Dr Snežana Petrović, Ninoslav Lešjanin – City Center for Emergency Medical Services;

Assoc. Prof. Dr Ljubica Raković-Savčić – Military Medical Academy.

Sadržaj / Table of contents

I Uvod I Introduction

II Metod II Method

III Definicije III Definitions

IV Slike i tabele IV Figures and tables

IVa Stanovništvo Srbije u 2015. godini IVa Population of Serbia, 2015

Tabela 1. Broj stanovnika u okruzima Srbije prema polu, 2015. godina
Table 1. Population of Serbia by age and sex, 2015

Slika 2. Broj stanovnika Srbije prema uzrastu i polu, 2015. godina
Figure 2. Population of Serbia by age and sex, 2015

IVb Kardiovaskularne bolesti kao vodeći uzrok umiranja u Srbiji, 2015. godina IVb Cardiovascular diseases as leading cause of death, Serbia, 2015

Tabela 2. Vodeći uzroci umiranja u Srbiji, 2015. godina
Table 2. The most common causes of death, Serbia, 2015

Slika 3. Struktura umiranja od kardiovaskularnih bolesti (MKB10: I00–99), Srbija, 2015. godina
Figure 3. Deaths from cardiovascular diseases (ICD10: I00–99), Serbia, 2015

Slika 4. Struktura umiranja od ishemijskih bolesti srca (MKB: I20–25), Srbija, 2015. godina
Figure 4. Deaths from ischaemic heart diseases (ICD: I20–25), Serbia, 2015

IVc Broj novoobolelih od infarkta miokarda, nestabilne angine pektoris i akutnog koronarnog sindroma u Srbiji u 2015. godini IVc Number of new cases of myocardial infarction, unstable angina and acute coronary syndrome, Serbia, 2015

Tabela 3. Broj novoobolelih od infarkta miokarda prema regionima, okruzima, uzrastu i polu, Srbija, 2015. godina
Table 3. Number of new cases of myocardial infarction by region, administrative district, age and sex, Serbia, 2015

Tabela 4. Broj novoobolelih od infarkta miokarda prema regionima, okruzima i uzrastu, Srbija, 2015. godina

Table 4. Number of new cases of myocardial infarction by region, administrative district and age, Serbia, 2015

Tabela 5. Broj novoobolelih od nestabilne angine pektoris prema regionima, okruzima, uzrastu i polu, Srbija, 2015. godina

Table 5. Number of new cases of unstable angina angina by region, administrative district, age and sex, Serbia, 2015

Tabela 6. Broj novoobolelih od nestabilne angine pektoris prema regionima, okruzima i uzrastu, Srbija, 2015. godina

Table 6. Number of new cases of unstable angina by region, administrative district and age, Serbia, 2015

Tabela 7. Broj novoobolelih od akutnog koronarnog sindroma prema regionima, okruzima, uzrastu i polu, Srbija, 2015. godina

Table 7. Number of new cases of acute coronary syndrome by region, administrative district, age and sex, Serbia, 2015

Tabela 8. Broj novoobolelih od akutnog koronarnog sindroma prema regionima, okruzima, i uzrastu, Srbija, 2015. godina

Table 8. Number of new cases of acute coronary syndrome by region, administrative district, and age, Serbia, 2015

IVd Stope incidencije od infarkta miokarda, nestabilne angine pektoris i akutnog koronarnog sindroma u Srbiji, 2015. godina

IVd Incidence rates of myocardial infarction, unstable angina and acute coronary syndrome, Serbia, 2015

Tabela 9. Stope incidencije od infarkta miokarda na 100.000 stanovnika prema regionima, okruzima, uzrastu i polu, Srbija, 2015. godina

Table 9. Incidence rates of myocardial infarction per 100.000 population by region, administrative district, age and sex, Serbia, 2015

Tabela 10. Stope incidencije od infarkta miokarda na 100.000 stanovnika prema regionima, okruzima i uzrastu, Srbija, 2015. godina

Table 10. Incidence rates of myocardial infarction per 100.000 population by region/administrative district, and age, Serbia, 2015

Tabela 11. Stope incidencije od nestabilne angine pektoris na 100.000 stanovnika prema regionima, okruzima, prema uzrastu i polu, Srbija 2015. godina

Table 11. Incidence rates of unstable angina per 100.000 population by region, administrative district, age and sex, Serbia, 2015

Tabela 12. Stope incidencije od nestabilne angine pektoris na 100.000 stanovnika prema regionima, okruzima, i prema uzrastu, Srbija 2015. godina

Table 12. Incidence rates of unstable angina per 100.000 population by region, administrative district, and age, Serbia, 2015

Tabela 13. Stope incidencije od akutnog koronarnog sindroma na 100.000 stanovnika prema regionima, okruzima, prema uzrastu i polu, Srbija 2015. godina

Table 13. Incidence rates of acute coronary syndrome per 100.000 population by region, administrative district, age and sex, Serbia, 2015

Tabela 14. Stope incidencije od akutnog koronarnog sindroma na 100.000 stanovnika prema regionima, okruzima, i prema uzrastu, Srbija 2015. godina

Table 14. Incidence rates of acute coronary syndrome per 100.000 population by region, administrative district, and age, Serbia, 2015

IVe Standardizovane stope incidencije od akutnog koronarnog sindroma po okruzima u Srbiji, 2015. godina

IVe Standardized incidence rates of acute coronary syndrome by administrative districts, Serbia, 2015

Slika 5. Standardizovane stope incidencije od akutnog koronarnog sindroma na 100.000 stanovnika po okruzima, Srbija, 2015. godina

Figure 5. Age-standardized incidence rates of acute coronary syndrome per 100.000 population by administrative districts, Serbia, 2015

IVf Broj umrlih od infarkta miokarda, nestabilne angine pektoris i akutnog koronarnog sindroma u Srbiji, 2015. godina

IVf Number of deaths of myocardial infarction, unstable angina and acute coronary syndrome, Serbia, 2015

Tabela 15. Broj umrlih od infarkta miokarda prema regionima, okruzima, uzrastu i polu, Srbija, 2015. godina

Table 15. Number of deaths caused by myocardial infarction, by region, administrative district, age and sex, Serbia, 2015

Tabela 16. Broj umrlih od infarkta miokarda prema regionima, okruzima, i uzrastu, Srbija, 2015. godina

Table 16. Number of deaths caused by myocardial infarction, by region, administrative district, and age, Serbia, 2015

Tabela 17. Broj umrlih od nestabilne angine pektoris prema regionima, okruzima, uzrastu i polu, Srbija, 2015. godina

Table 17. Number of deaths caused by unstable angina, by region, administrative district, age and sex, Serbia, 2015

Tabela 18. Broj umrlih od nestabilne angine pektoris prema regionima, okruzima, i uzrastu, Srbija, 2015. godina

Table 18. Number of deaths caused by unstable angina, by region, administrative district, and age, Serbia, 2015

Tabela 19. Broj umrlih od akutnog koronarnog sindroma prema regionima, okruzima, uzrastu i polu, Srbija, 2015. godina

Table 19. Number of deaths caused by acute coronary syndrome by region, administrative district, age and sex, Serbia, 2015

Tabela 20. Broj umrlih od akutnog koronarnog sindroma prema regionima, okruzima i uzrastu, Srbija, 2015. godina

Table 20. Number of deaths caused by acute coronary syndrome by region, administrative district, and age, Serbia, 2015

IVg Stope mortaliteta od infarkta miokarda, nestabilne angine pektoris i akutnog koronarnog sindroma u Srbiji, 2015. godina

IVg Mortality rates of myocardial infarction, unstable angina and acute coronary syndrome, Serbia, 2015

Tabela 21. Stope mortaliteta od infarkta miokarda na 100.000 stanovnika prema regionima, okruzima, uzrastu i polu, Srbija, 2015. godina

Table 21. Mortality rates of myocardial infarction per 100.000 population by region, administrative district, age and sex, Serbia, 2015

Tabela 22. Stope mortaliteta od infarkta miokarda na 100.000 stanovnika prema regionima, okruzima i uzrastu, Srbija, 2015. godina

Table 22. Mortality rates of myocardial infarction per 100.000 population by region, administrative district and age, Serbia, 2015

Tabela 23. Stope mortaliteta od nestabilne angine na 100.000 stanovnika prema regionima, okruzima, uzrastu i polu, Srbija, 2015. godina

Table 23. Mortality rates of unstable angina per 100.000 population by region, administrative district, age and sex, Serbia, 2015

Tabela 24. Stope mortaliteta od nestabilne angine na 100.000 stanovnika prema regionima, okruzima i uzrastu, Srbija, 2015. godina

Table 24. Mortality rates of unstable angina per 100.000 population by region, administrative district, and age, Serbia, 2015

Tabela 25. Stope mortaliteta od akutnog koronarnog sindroma na 100.000 stanovnika prema regionima, okruzima, prema uzrastu i polu, Srbija, 2015. godina

Table 25. Mortality rates of acute coronary syndrome per 100.000 population by region, administrative district, age and sex, Serbia, 2015

Tabela 26. Stope mortaliteta od akutnog koronarnog sindroma na 100.000 stanovnika prema regionima, okruzima i prema uzrastu, Srbija, 2015. godina

Table 26. Mortality rates of acute coronary syndrome per 100.000 population by region, administrative district and age, Serbia, 2015

IVh Standardizovane stope mortaliteta od akutnog koronarnog sindroma po okruzima u Srbiji, 2015. godina

IVh Standardized mortality rates of acute coronary syndrome by administrative districts, Serbia, 2015

Slika 6. Standardizovane stope mortaliteta od akutnog koronarnog sindroma na 100.000 stanovnika po okruzima, Srbija, 2015. godina

Figure 6. Age-standardized mortality rates of acute coronary syndrome per 100.000 population by administrative districts, Serbia, 2015

V Literatura
V References

VI Lista skraćenica
VI List of abbreviation

I Uvod

I Introduction

I UVOD

Akutni koronarni sindrom (AKS) podrazumeva grupu različitih kliničkih stanja koja nastaju kao posledica akutne ishemije i/ili nekroze miokarda čiji je uzrok najčešće akutna koronarna lezija, nastala rupturom aterosklerotičnog plaka u koronarnoj ateriji sa pratećom trombozom, inflamacijom, vazokonstrikcijom i mikroembolizacijom (1,2).

AKS može da se ispolji kao: nestabilna angina pectoris, akutni infarkt miokarda bez i sa elevacijom ST segmenta ili kao iznenadna srčana smrt (2).

Prema desetoj reviziji Međunarodne klasifikacije bolesti (MKB10) šifra akutnog infarkta miokarda je I21, ponovljenog akutnog infarkta miokarda I22 i nestabilne angine pectoris I20.0 (3).

Kao najteži oblik ishemijske bolesti srca (koronarne bolesti srca), AKS je jedan od najčešćih uzroka urgentnog prijema u bolnicu i iznenadne smrti u razvijenim delovima sveta, a poslednjih nekoliko decenija i u zemljama u razvoju (4,5).

Prema podacima Svetske zdravstvene organizacije (SZO), prosečno godišnje u svetu od akutnog infarkta miokarda oboli 6 miliona ljudi, pri čemu se letalni ishod javi kod više od 25% slučajeva (6).

Dosadašnja istraživanja u svetu (7,8,9) i kod nas (10,11,12,13,) obezbedila su dragocene kliničke, ali ne i epidemološke podatke o učestalosti akutnog koronarnog sindroma u populaciji.

Epidemiološka, populaciona istraživanja akutnog koronarnog sindroma su retka. Jedna od njih je danska kohortna studija sa preko 130.000 osoba uzrasta od 30 do 69 godina kojom je procenjeno da je sirova stopa incidencije od akutnog koronarnog sindroma iznosila 234 na 100.000 (14,15).

U našoj zemlji od 1980. godine zakonski je regulisana obaveza vođenja Registra za koronarnu bolest srca na osnovu Plana statističkih istraživanja od interesa za Republiku (Sl. glasnik SRS br. 32/79).

Međutim, neadekvatan set podataka na obrascu prijave, neprecizno metodološko uputstvo, nedovoljna edukacija kadra za vođenje Registra, kao i nedostatak informatičke podrške imali su za posledicu subregistraciju novootkrivenih slučajeva koronarne bolesti.

Tako je npr. u Srbiji, do kraja 90-ih broj prijavljenih lica sa koronarnim oboljenjem bio višestruko niži od prosečnog broja umrlih i za čak 20 puta manji od očekivanog broja obolelih od ishemijskih bolesti srca.

U cilju unapređenja evidentiranja ovih oboljenja, zakonodavac je u Srbiji pokušao da reguliše ovu oblast kroz više zakonskih i podzakonskih akata:

- Saveznim zakonom o statističkim istraživanjima i Programom statističkih istraživanja u oblasti zdravstva (Sl. list SRJ, br. 46/98);
- Saveznim zakonom o evidencijama u oblasti zdravstva (Sl. list SRJ 12/98);
- Pravilnikom o sredstvima za vođenje evidencija u oblasti zdravstva (Sl. list SRJ 6/2000);

Polazeći od nacionalnih potreba, mogućnosti i iskustva, tokom 2006. godine, zajedno sa Ekspertskim timom za AKS, stručnjaci Instituta Batut inicirali su organizovanje populacionog Registra za AKS (Registar za AKS u Srbiji – RAKSS).

Suštinu reorganizacije populacionog registra predstavljala je decentralizacija i uključivanje novih izvora podataka, pored postojećeg bolničkog registra svih koronarnih jedinica (REAKS-a).

Regionalni instituti i zavodi za javno zdravlje na teritoriji svojih okruga zaduženi su za vođenje regionalnih registara, a celokupnu bazu podataka ažurira i analizira Institut za javno zdravlje Srbije „Dr Milan Jovanović Batut”.

Pored koordinacije, Institut Batut ima važnu ulogu u sprovođenju kontinuirane edukacije zdravstvenih radnika koji rade na registru, analizi i evaluaciji kvaliteta podataka u cilju publikovanja godišnjih izveštaja.

U izveštaju populacionog registra pored apsolutnog broja novoobolelih i umrlih osoba od AKS prema uzrastu i polu, prikazane su i sirove i standardizovane stope incidencije i mortaliteta, kao i karakteristike bolesnika sa AKS lečenih u koronarnim jedinicama Srbije.

I INTRODUCTION

Acute coronary syndrome (ACS) implies a set of different clinical conditions that result from acute myocardial ischemia and/or necrosis caused most commonly by acute coronary lesions induced by a rupture of atherosclerotic plaque in a coronary artery with accompanying thrombosis, inflammation, vasoconstriction and microembolization (1,2).

ACS may manifest itself as unstable angina, acute myocardial infarction with or without ST elevation or sudden cardiac death (2).

Pursuant to 10th Revision of International Classification of Diseases (ICD-10) the codes of acute myocardial infarction, recurrent myocardial infarction and unstable angina are I21, I22 and I20.0, respectively (3).

As the most severe form of ischemic heart disease (coronary heart disease), ACS is one of the most common causes of emergency admissions to hospitals and sudden death in developed parts of the world, and in recent decades even in developing countries, as well (4,5).

According to the data published by the World Health Organization (WHO), 6 million people develop acute myocardial infarction worldwide each year, where the fatal outcome ensues in 25% of these cases (6).

Studies conducted internationally (7,8,9) and in our country (10,11,12,13,) generated precious clinical, but not the epidemiological data on the incidence of acute coronary syndrome in respective populations.

Epidemiological population studies of acute coronary syndrome are rare. Among them, there is a Danish cohort study covering over 130,000 persons aged 30 to 69 years, estimating that the crude incidence rate of acute coronary syndrome was 234 per 100,000 (14,15).

In our country legal obligation to keep the Register of Coronary Heart Disease was introduced in 1980, pursuant to the Statistics Study Plan of Interest for the Republic (Official Gazette SRS vol. 32/79).

However, an inadequate set of data on the registration form, imprecise methodological instructions, undertaining of staff in charge of register keeping, and lack of IT support resulted in subregistration of newly discovered cases of coronary disease.

Thus, in Serbia by the end of the nineties the number of reported cases of coronary disease was several times lower than the average number of died, and as many as 20 times below the expected number of persons with ischemic heart diseases.

In order to improve registration of these diseases, the Serbian legislation tried to cover the area by several laws and by-laws:

- Federal Law on Statistical Studies and Program of Statistical Studies in Health (Official Gazette FRY, vol. 46/98);
- Federal Law on Registers in Health (Official Gazette FRY 12/98);
- Rulebook on Means for Health-related Registers (Official Gazette FRY 6/2000);

In 2006, led by the national needs, resources and experiences, experts from the Batut Institute in cooperation with the ACS Expert Team initiated the establishment of the ACS Population Register in Serbia (RAKSS).

Decentralization and involvement of new sources of data, in addition to the current hospital register of all coronary units was the key aspect of reorganization of the population register (REAKS-a).

In all districts the pertinent regional institutes of public health are in charge of the regional registers, while the comprehensive database is updated and processed by the "Dr Milan Jovanović Batut" Institute of Public Health.

In addition to coordination, the Batut Institute plays an important role in continuous education of health care personnel in charge of the register, analysis and evaluation of the quality of data for publication of annual reports.

In addition to the absolute number of ACS new cases and number of persons died of ACS, by the sex and age, crude and standardized incidence and mortality rates are provided, as well as features of ACS patients treated in coronary units all over Serbia.

II Metod
II Method

II METOD

Populacioni registar za AKS u Srbiji sadrži podatke o: zdravstvenoj ustanovi koja je prijavila akutni koronarni sindrom, socijalno-demografskim karakteristikama obolelih, elektrokardiogramskom zapisu AKS, datumu postavljanja dijagnoze, načinu lečenja, ishodu bolesti i datumu prijave.

U cilju postizanja što boljeg kvaliteta podataka i njihove internacionalne komparabilnosti, za klasifikaciju i šifriranje svakog entiteta i modaliteta obeležja koja se prate registrom, korišćeni su međunarodni dijagnostički kriterijumi, klasifikacije i šifarnici (3,18,19,20).

Kriterijumi za dijagnozu AKS

Dijagnoza akutnog koronarnog sindroma se postavlja prema najnovijim preporukama Evropskog kardiološkog društva (European Society of Cardiology – ESC) (19,20).

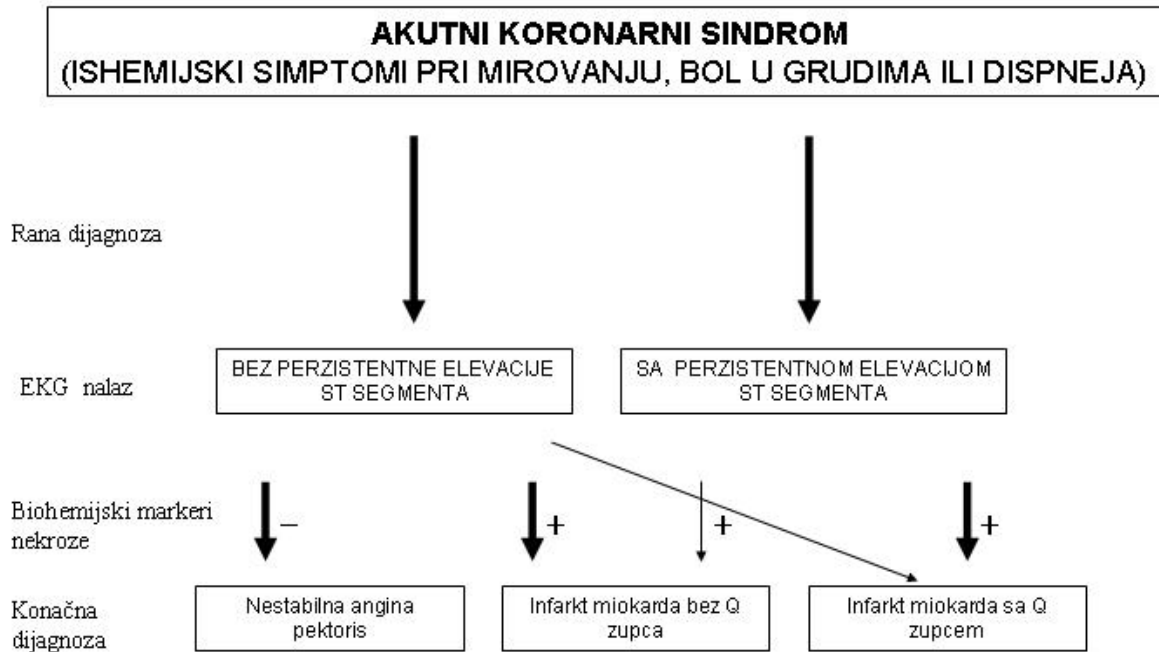
Prevođenje i štampanje preporuka je jedna od aktivnosti Ekspertskog tima, kao i njihova stalna primena od strane lekara putem redovne kontrinuirane medicinske edukacije.

U zavisnosti od elektrokardiogramskih promena u ranoj fazi, izdvajaju se dve kategorije bolesnika:

1. Bolesnici sa ishemijskim bolom ili njegovim ekvivalentima (najčešće dispnejom), kod kojih se elektrokardiogramski registruje perzistentna elevacija ST segmenta ili novonastali blok leve grane. Kod ovih bolesnika se najčešće kasnije razvije akutni infarkt miokarda sa Q zupcem;

2. Bolesnici sa ishemijskim bolom ili njegovim ekvivalentima bez perzistentne elevacije ST segmenta i bez novonastalog bloka leve grane. Kod njih se najčešće registruje trajna ili prolazna depresija ST segmenta, inverzija, aplatiranost ili pseudonormalizacija T talasa, nespecifične promene ST segmenta, a nekada i nema promena na elektrokardiogramu. Najveći deo ovih bolesnika nema biohemijske markere nekroze srčanog mišića i predstavlja grupu bolesnika sa nestabilnom anginom pectoris. Ako su prisutni biohemijski markeri to je grupa bolesnika sa akutnim infarktom miokarda bez elevacije ST segmenta, odnosno to su uglavnom bolesnici koji imaju akutni infarkt miokarda bez Q zupca. Takođe, mali procenat može imati akutni infarkt miokarda sa Q zupcem (slika 1) (2,21).

Slika 1. Klasifikacija akutnog koronarnog sindroma



Izvor: Braunwald E, et al. ACC/AHA;2002.

Izvori podataka o obolelima od AKS

Kao najvažniji izvor podataka o obolevanju od akutnog koronarnog sindroma korišćen je bolnički Nacionalni registra za akutni koronarni sindrom (REAKS). Podaci o osobama sa AKS iz koronarnih jedinica u Srbiji koje se nalaze u sastavu kliničkih i kliničko-bolničkih centara, instituta, zavoda, zdravstvenih centara, opštih i specijalnih bolnica, prikupljani su posebno kreiranim obrascem, tj. prijavom za akutni koronarni sindrom.

Pored ovog registra, kao dodatni izvori informacija koriste se i podaci iz:

- izveštaja o hospitalizaciji i otpusnih lista sa epikrizom,
- prateće dokumentacije zavoda za hitnu medicinsku pomoć i službi za hitnu medicinsku pomoć pri opštim bolnicama i domovima zdravlja,
- potvrda o smrti koje se šifriraju i obrađuju u institutima i zavodima za javno zdravlje gde je ishemijska bolest srca (MKB 10, pojedinačne šifre od I20 do I25), navedena kao osnovni i/ili neposredni uzrok smrti,
- protokola privatnih ordinacija/klinika,

- dokumentacije fonda zdravstvenog osiguranja.

Populacionim Registrom za akutni koronarni sindrom evidentiraju se svi slučajevi akutnog koronarnog sindroma na teritoriji Srbije.

Izvori podataka o umrlima od ishemijske bolesti srca, akutnog infarkta miokarda i akutnog koronarnog sindroma

Podaci o umrlim osobama od ishemijske bolesti srca, akutnog infarkta miokarda i akutnog koronarnog sindroma preuzeti su iz nepublikovanog materijala Republičkog zavoda za statistiku, koji su obrađeni u Odseku za prevenciju i kontrolu nezaraznih bolesti Instituta za javno zdravlje Srbije.

Analiza podataka

U cilju sagledavanja obolevanja i umiranja od akutnog koronarnog sindroma korišćene su proporcije, sirove (CR), uzrasno-specifične i standardizovane stope.

Kao imenilac za izračunavanje stopa incidencije i mortaliteta korišćen je procenjen broj stanovnika Srbije na dan 30. juna 2007. godine.

Brojioce stopa incidencije predstavljaju svi novooboleli slučajevi, a stope mortaliteta umrli od AKS za datu 2007. godinu.

Stope incidencije i mortaliteta računate su za sledeće uzraste: 25–64, 0–64 i 0–75 i više godina.

Standardizovane stope dobijene su metodom direktne standardizacije, gde je kao standardna populacija korišćena populacija Evrope (Age standardized rate – Europe, ASR–E) i sveta (Age standardized rate – World, ASR–W) (22, 23).

Informatičku podršku registru pružila je aplikacija registra za akutni koronarni sindrom koju je razvio Institut za javno zdravlje Srbije.

II METHOD

The Serbian ACS population register contains the data on health institution reporting the acute coronary syndrome, social-demographic features of patients, ACS electrocardiographic recording, date of diagnosis establishment, mode of treatment, disease outcome and reporting date.

In order to improve the quality of data and their international comparability, classification and coding of each entity and feature modality covered by the register, international diagnostic criteria, classifications and codes have been used (3,18,19,20).

ACS Diagnostic Criteria

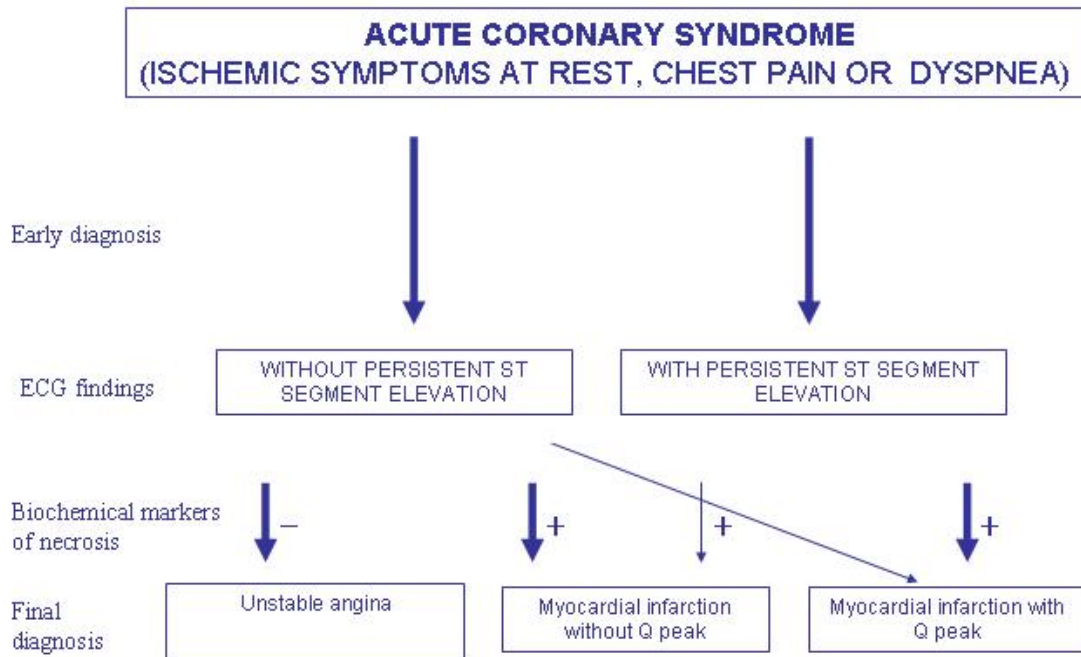
The diagnosis of acute coronary syndrome is established pursuant to the latest recommendations of the European Society of Cardiology (ESC) (19,20).

Translation and publication of the recommendations is one of the expert team activities, together with their continuous implementation by practicing physicians through regular continuous medical training.

Two groups of patients may be differentiated, by the electrocardiographic changes in the early stage:

1. Patients with ischemic pain or its equivalent (usually dyspnea) in whom the electrocardiograph registers persistent elevation of ST segment or new left bundle branch block. Acute myocardial infarction with Q peak usually develops subsequently in these patients;
2. Patients with ischemic pain or its equivalent without persistent elevation of ST segment and without a new left bundle branch block. They usually manifest continuous or transient ST segment depression, inversion, plateau or pseudonormalization of T waves, non-specific changes of ST segment and, sometimes absence of any ECG abnormalities. Most of these patients have no biochemical markers of myocardial necrosis and they belong to the group with unstable angina. If the biochemical markers are present, these are patients with acute myocardial infarction without ST elevation, i.e. patients with acute myocardial infarction without Q peak. Also, a small percentage may have acute myocardial infarction with Q peak (Figure 1) (2,21).

Figure 1. Acute coronary syndrome classification



Source: Braunwald E, et al. ACC/AHA;2002.

Sources of data on ACS patients

The national hospital acute coronary syndrome register (REAKS) was the most important source of data. The data on ACS patients from coronary units in Serbia organized within regional and teaching hospitals, general and specialized hospitals, institutes and health care centers were collected by a specially designed form, i.e. acute coronary syndrome report form.

In addition to the register, the following sources information were also used

- Hospitalization reports and discharge summaries with epicrisis,
- Substantiating documentation of institutes for emergency medical care and emergency services associated with general hospitals and health care centers,
- Death certificates that are coded and processed at the institutes of public health where ischemic heart disease (ICD-10 codes 120-125) was specified as the underlying and/or immediate cause of death
- Protocols of private clinics,

- Documentation of the Health Insurance Fund.

The ACS population register records all cases of acute coronary syndrome on the territory of Serbia.

Sources of information on people died of ischemic heart disease, acute myocardial infarction and acute coronary syndrome

The data on patients who died of ischemic heart disease, acute myocardial infarction and acute coronary syndrome were taken over from unpublished material of the National Statistics Office and processed at the Department of Prevention and Control on Non-communicable Diseases of the Institute of Public Health of Serbia.

Data analysis

In order to highlight the aspects of acute coronary syndrome morbidity and mortality proportions, crude rates, age-specific and standardized rates were used.

The estimated population of Serbia as of 30 June 2007 was used as the denominator for the calculations of incidence and mortality rates.

Newly diagnosed cases and number of persons who died of ACS in 2007 were the nominators for the given year.

The incidence and mortality rates were calculated for the following age groups: 25–64, 0–64, 0–75 and more years.

The standardized rates were obtained by the direct standardization method, where the populations of Europe (Age Standardized Rate – Europe, ASR–E) and World (Age Standardized Rate – World, ASR–W) were used as standard populations (22, 23).

The IT support to the register was provided by the acute coronary system register application developed by the Institute of Public Health of Serbia.

III Definicije
III Definition

III DEFINICIJE

Kardiovaskularne bolesti (KVB) predstavljaju veliku i heterogenu grupu oboljenja, koje prema MKB10 (šifre I00 – I99) obuhvataju sledeće poremećaje zdravlja: akutnu reumatsku groznicu, hronične reumatske bolesti srca, bolesti prouzrokovane povišenim krvnim pritiskom, ishemijsku bolest srca (koronarnu bolest srca), bolesti srca plućnog porekla i bolesti krvnih sudova pluća, bolesti krvnih sudova mozga, bolesti arterija, malih arterija i kapilara, vena, limfnih sudova i limfnih čvorova i druge i neoznačene bolesti srca i krvotoka (3).

Ishemijska bolest srca (MKB10: I20–25) je najčešća bolest iz ove velike grupe, a nastaje kao posledica ateroskleroze u koronarnim arterijama. Zbog aterosklerotičnih promena u koronarnim arterijama dolazi do nedovoljnog snabdevanja srčanog mišića krvlju (ishemije, nekroze). Prema SZO postoje 4 klinička oblika ishemijske bolesti srca: angina pektoris, akutni infarkt miokarda, iznenadna srčana smrt i ishemijska kardiomiopatija (23).

Anginu pektoris (MKB10: I20) karakteriše **reverzibilna ishemija** i ona se prema patofiziološkom mehanizmu, prognozi, težini kliničke slike i terapiji deli na **stabilnu** i **nestabilnu**. **Stabilna angina pektoris** (MKB10: I20.1) je hronična i stabilna forma, dok je **nestabilna angina pektoris** (MKB10: I20.0) akutna i nestabilna forma ishemijske bolesti srca (2).

Akutni infarkt miokarda (MKB10: I21 i I22) karakteriše **ireverzibilna ishemija** koja progredira do nekroze. **Iznenadna (nagla) srčana smrt** nastaje u akutnoj, nestabilnoj fazi bolesti zbog ishemijske praćene teškim poremećajima ritma, ventrikularnom fibrilacijom ili ventrikularnom tahikardijom. **Ishemijska kardiomiopatija** (MKB10: I25.5) je klinička forma ishemijske bolesti srca u kojoj, zbog značajnog gubitka srčanog tkiva i smanjene funkcije srca dominiraju znaci srčane insuficijencije (2).

Nestabilna angina pektoris, infarkt miokarda bez elevacije ST segmenta, infarkt miokarda sa elevacijom ST segmenta i iznenadna (nagla) srčana smrt predstavljaju akutne, nestabilne oblike ishemijske bolesti srca pod zajedničkim nazivom **akutni koronarni sindrom** (2).

Stopa incidencije je broj novoobolelih tokom određenog perioda u definisanoj populaciji.

Potvrđena stopa incidencije za AKS predstavlja ukupan broj nefatalnih i fatalnih novodijagnostikovanih slučajeva AKS u definisanom periodu u odnosu na broj stanovnika sredinom posmatranog perioda.

Uzrasno-specifična stopa incidencije za AKS je broj slučajeva akutnog koronarnog sindroma u definisanoj uzrasnoj grupi (najčešće petogodišnji interval) na 100.000 stanovnika te uzrasne grupe.

Stopa mortaliteta je broj umrlih tokom određenog perioda u definisanoj populaciji.

Stopa mortaliteta za AKS predstavlja broj slučajeva umrlih od akutnog koronarnog sindroma u definisanom periodu u odnosu na broj stanovnika sredinom posmatranog perioda.

Uzrasno-specifična stopa mortaliteta je broj umrlih od akutnog koronarnog sindroma u definisanoj uzrasnoj grupi (najčešće petogodišnji interval) na 100.000 stanovnika te uzrasne grupe.

Standardizovane stope incidencije i mortaliteta su fiktivne vrednosti dobijene metodom direktne standardizacije, gde je kao standardna populacija korišćena populacija Evrope (ASR–E) i populacija sveta (ASR–W).

III DEFINITIONS

Cardiovascular Diseases (CVD) comprise a large and heterogeneous group of diseases including, according to the ICD-10 (codes I00 – I99) the following health disorders: acute rheumatic fever, chronic rheumatic diseases of the heart, hypertension induced diseases, ischemic heart diseases (coronary heart disease), lung-based heart diseases and diseases of the lung vessels, diseases of cerebral blood vessels, arterial diseases, diseases of arterioles and capillaries, veins, lymphatic vessels and lymph nodes, and other unspecified diseases of the heart and circulation (3).

Ischemic heart disease (ICD-10: I20–25) is the most common disease in this group, resulting from atherosclerosis of the coronary arteries. Due to atherosclerotic changes in the coronary arteries, the myocardium suffers from insufficient blood supply (ischemia, necrosis). According to the WHO there are 4 clinical forms of ischemic heart disease: angina, acute myocardial infarction, sudden heart death and ischemic cardiomyopathy (23).

Angina (ICD-10: I20) is characterized by **reversible ischemia**. By the pathophysiological mechanism, prognosis, severity of clinical features and treatment it is classified into **stable** and **unstable**. **Stable angina** (ICD10: I20.1) is the chronic and stable form, while **unstable angina** (ICD-10: I20.0) is the acute and unstable form of ischemic heart disease (2).

Acute myocardial infarction (ICD-10: I21 i I22) is characterized by **irreversible ischemia** progressing to necrosis. **Sudden cardiac death** occurs in acute, unstable phase of the disease due to ischemia accompanied with severe rhythm disorders, ventricular fibrillation or ventricular tachycardia. **Ischemic cardiomyopathy** (ICD-10: I25.5) is a clinical form of ischemic heart disease where signs of cardiac failure predominate due to significant loss of cardiac tissue and impaired cardiac function (2).

Unstable angina, myocardial infarction without ST segment elevation, myocardial infarction with ST segment elevation and sudden cardiac death are acute unstable forms of ischemic heart disease that are jointly termed as **acute coronary syndrome** (2).

Incidence rate is a number of new cases over a specified period time in a specified population.

Confirmed ACS incidence rate is the total number of non-fatal and fatal new ACS cases over a specified period of time against the population in the middle of the specified period.

Age-specific ACS incidence rate is the number of cases of acute coronary syndrome in a defined age group (usually a 5 yr interval) per the population of 100,000 in this age group.

Mortality rate is the number of deceased over a certain period in a specified population.

ACS mortality rate is the number of fatal outcomes of acute coronary syndrome over a certain period in a specified population.

Age-specific mortality rate is the number of fatal outcomes of acute coronary syndrome in a defined age group (usually a 5 yr interval) per the population of 100,000 in this age group.

Standardized incidence and mortality rates are fictitious values obtained by the direct standardization method, where the populations of Europe (ASR–E) and World (ASR–W) were used as the standard populations.

IV Slike i tabele

IV Figures and tables

IVa Stanovništvo Srbije u 2015. godini
IVa Population of Serbia, 2015

Tabela 1. Broj stanovnika u okruzima Srbije prema polu, 2015* godina

Table 3. Population of Serbia by administrative districts, by sex, 2015*

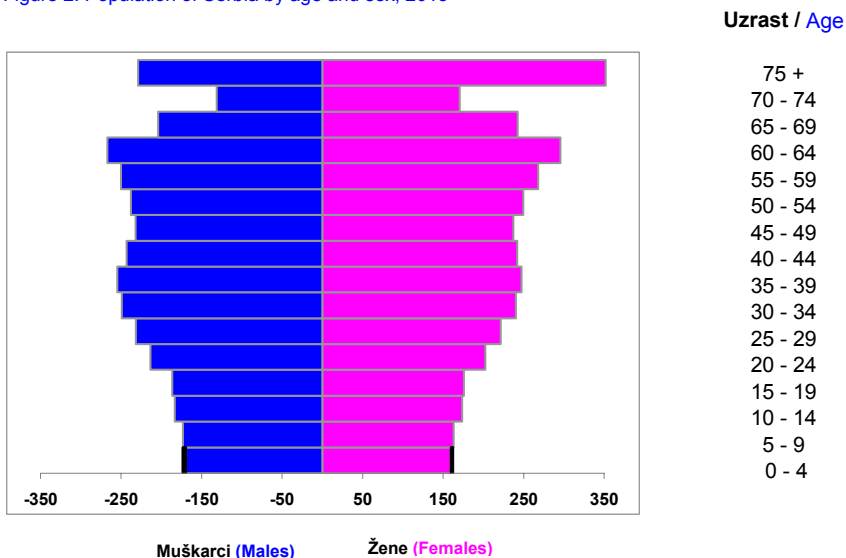
Teritorija	Muškarci	Žene	Ukupno
Region/District	Males	Females	Total
SRBIJA (Serbia)	3455335	3640048	7095383
VOJVODINA (Vojvodina)	921317	970384	1891701
CENTRALNA SRBIJA (Central Serbia)	2534018	2669664	5203682
Severno-bački (North Backa)	88010	94460	182470
Srednje-banatski (Middle Banat)	88515	92257	180772
Severno-banatski (North Banat)	69287	72325	141612
Južno-banatski (South Banat)	140321	145276	285597
Zapadno-bački (West Backa)	87808	91831	179639
Južno-bački (South Backa)	297264	319458	616722
Sremski (Srem)	150112	154777	304889
Grad Beograd (City of Belgrade)	793588	886307	1679895
Mačvanski (Macva)	142771	145263	288034
Kolubarski (Kolubara)	83496	84794	168290
Podunavski (Danube)	95191	97743	192934
Braničevski (Branicevo)	85227	89661	174888
Šumadijski (Sumadija)	141043	146741	287784
Pomoravski (Morava)	100293	106198	206491
Borski (Bor)	57916	60468	118384
Zaječarski (Zajecar)	55353	57778	113131
Zlatiborski (Zlatibor)	136738	139472	276210
Moravički (Moravica)	100995	104636	205631
Raški (Raska)	152372	155036	307408
Rasinski (Rasina)	114504	117831	232335
Nišavski (Nisava)	180742	187346	368088
Toplički (Toplica)	44103	43311	87414
Pirotski (Pirot)	44587	43508	88095
Jablanički (Jablanica)	103587	103913	207500
Pčinjski (Pcinj)	101512	99658	201170

* Procena na dan 30. juna 2015, Republički zavod za statistiku, Beograd, 2016

*Estimate on June 30th, 2015, Republic Statistical Office, Belgrade, 2016

Slika 2. Broj stanovnika Srbije prema uzrastu i polu, 2015.* godina

Figure 2. Population of Serbia by age and sex, 2015*



*Procena na dan 30.06.2015, Republički zavod za statistiku, Beograd, 2016.

* Estimate on June 30th, 2015, Republic Statistical Office, Belgrade, 2016

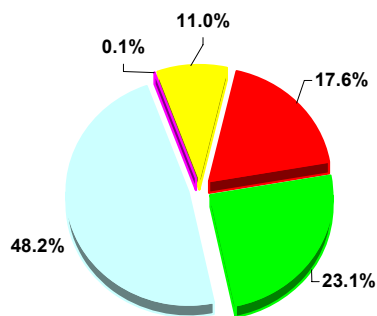
**IVb Kardiovaskularne bolesti kao vodeći uzrok umiranja u Srbiji, 2015.
godina**






IVb Cardiovascular diseases as leading cause of death in Serbia, 2015

Tabela 2. Vodeći uzroci umiranja u 2015. godina
Table 2 The most common causes of death in Serbia, 2015

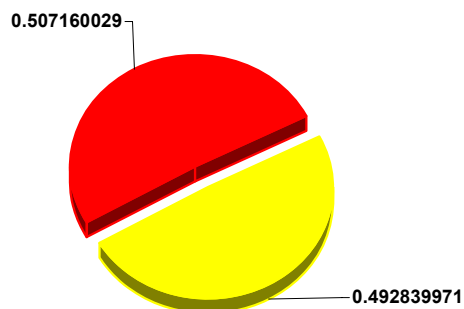
Vodeći uzroci umiranja (MKB10) / The most common causes of death (ICD10)	n	%
Bolesti sistema krvotoka (MKB10: I00-I99) / Cardiovascular diseases (ICD10: I00-I99)	54376	52.4
Zloćudni tumori (MKB10: C00-C97) / Malignant tumors (ICD10: C00-D48)	21375	20.6
Nedefinisani simptomi i znaci (MKB10: R00-R99) / Undefined symptoms and signes (ICD10: R00-R99)	4955	4.8
Bolesti sistema za disanje (MKB10: J00-J99) / Respiratory diseases (ICD10: J00-J99)	2723	2.6
Povrede i trovanja (MKB10: S00-T98) / Injuries and poisoning (ICD10: S00-T98)	3056	2.9
Ostali uzroci umiranja / Other causes of death	17193	16.6
Ukupno / Total	103678	100.0



Slika 3. Struktura umiranja od kardiovaskularnih bolesti (MKB 10: I00-I99), Srbija 2015. godina
Slika 3 Deaths from cardiovascular diseases (ICD 10:I00-I99)



	Reumatska bolest srca (MKB10: I00-I09) / Rheumatic heart disease (ICD10: I00-I09)	0.1%
	Hipertenzivna bolest srca (MKB10: I10-15) / Hyperthensive heart disease (ICD10: I10-15)	11.0%
	Ishemijska bolest srca (MKB10: I20-25) / Ischaemic heart disease (ICD10: I20-25)	17.6%
	Cerebrovaskularna bolest (MKB10: I60-69) / Cerebrovascular disease (ICD10: I60-69)	23.1%
	Ostale bolesti srca i sistema krvotoka / Other cardiovascular diseases	48.2%

Slika 4. Struktura umiranja od ishemijske bolesti srca (MKB 10: I20-I25), Srbija 2015. godina
Slika 4 Deaths from ischaemic hearth diseases (ICD 10:I00-I99)



	Akutni koronarni sindrom (MKB10: I20.0, I21, I22) / Acute coronary syndroma (ICD10: I20.0, I21, I22)	50.7%
	Ostale ishemijske bolesti srca (MKB10: I20.1-20.9, I23, I24, I25) / Other ischaemic heart diseases (ICD10: I20.1-20.9, I23, I24, I25)	49.3%

IVc Broj novoobolelih od infarkta miokarda, nestabilne angine pektoris i akutnog koronarnog sindroma u Srbiji u 2015. godini

IVc Number of new cases of myocardial infarction, unstable angina and acute coronary syndrome in Serbia, 2015

Tabela 3. Broj novoobolelih od infarkta miokarda prema regionima, okruzima, uzrastu i polu, Srbija, 2015. godina

Table 3. Number of new cases by myocardial infarction by region, administrative district, age and sex, Serbia, 2015

Region/ okrug (Region/ District)	Pol (Sex)		Uzrast (Age)									
	M (Male)	Ž (Female)	0-4	5-9	10-14	15-19	20-24	25-29	30-34	35-39	40-44	45-49
	Ž (Female)											
Srbija (Serbia)	M (Male)	0	0	0	0	15	11	42	146	352	611	
	Ž (Female)	0	0	0	2	4	3	9	31	77	159	
Vojvodina (Vojvodina)	M (Male)	0	0	0	0	1	1	14	53	110	159	
	Ž (Female)	0	0	0	0	0	2	1	7	12	58	
Centralna Srbija (Central Serbia)	M (Male)	0	0	0	0	14	10	28	93	242	452	
	Ž (Female)	0	0	0	2	4	1	8	24	65	101	
Severnobački (North Backa)	M (Male)	0	0	0	0	0	1	1	3	10	26	
	Ž (Female)	0	0	0	0	0	0	0	0	0	3	
Srednjebanatski (Middle Banat)	M (Male)	0	0	0	0	1	0	3	8	15	17	
	Ž (Female)	0	0	0	0	0	0	1	0	1	3	
Severnobanatski (North Banat)	M (Male)	0	0	0	0	0	0	3	5	12	15	
	Ž (Female)	0	0	0	0	0	1	0	0	1	8	
Južnobanatski (South Banat)	M (Male)	0	0	0	0	0	0	4	12	32	21	
	Ž (Female)	0	0	0	0	0	0	0	0	1	11	
Zapadnobački (West Backa)	M (Male)	0	0	0	0	0	0	0	3	4	12	
	Ž (Female)	0	0	0	0	0	0	0	2	2	5	
Južnobački (South Backa)	M (Male)	0	0	0	0	0	0	2	10	19	36	
	Ž (Female)	0	0	0	0	0	1	0	4	4	16	
Sremski (Srem)	M (Male)	0	0	0	0	0	0	1	12	18	32	
	Ž (Female)	0	0	0	0	0	0	0	1	3	12	
Grad Beograd (City of Belgrade)	M (Male)	0	0	0	0	7	6	12	34	94	137	
	Ž (Female)	0	0	0	0	1	1	2	9	13	36	
Mačvanski (Macva)	M (Male)	0	0	0	0	1	0	2	4	8	21	
	Ž (Female)	0	0	0	0	0	0	0	2	2	5	
Kolubarski (Kolubara)	M (Male)	0	0	0	0	0	0	1	3	6	12	
	Ž (Female)	0	0	0	0	0	0	0	2	1	2	
Podunavski (Danube)	M (Male)	0	0	0	0	2	0	0	1	5	10	
	Ž (Female)	0	0	0	0	0	0	0	1	1	2	
Braničevski (Branicevo)	M (Male)	0	0	0	0	0	0	0	1	1	10	
	Ž (Female)	0	0	0	0	0	0	0	0	3	1	
Šumadijski (Sumadija)	M (Male)	0	0	0	0	0	0	3	6	16	25	
	Ž (Female)	0	0	0	0	1	0	2	1	5	9	
Pomoravski (Morava)	M (Male)	0	0	0	0	0	0	1	6	5	8	
	Ž (Female)	0	0	0	0	0	0	0	0	1	8	
Borski (Bor)	M (Male)	0	0	0	0	1	0	0	1	1	19	
	Ž (Female)	0	0	0	0	0	0	0	1	4	3	
Zaječarski (Zajecar)	M (Male)	0	0	0	0	0	0	0	0	6	8	
	Ž (Female)	0	0	0	0	0	0	0	2	0	0	
Zlatiborski (Zlatibor)	M (Male)	0	0	0	0	0	0	0	0	7	19	
	Ž (Female)	0	0	0	0	0	0	0	0	2	6	
Moravički (Moravica)	M (Male)	0	0	0	0	1	1	0	2	12	21	
	Ž (Female)	0	0	0	0	1	0	0	2	3	5	
Raški (Raska)	M (Male)	0	0	0	0	0	0	4	10	16	32	
	Ž (Female)	0	0	0	0	0	0	2	1	12	6	
Rasinski (Rasina)	M (Male)	0	0	0	0	1	0	0	3	14	20	
	Ž (Female)	0	0	0	0	0	0	0	0	4	2	
Nišavski (Nisava)	M (Male)	0	0	0	0	0	1	1	11	26	38	
	Ž (Female)	0	0	0	0	0	0	0	2	4	7	
Toplički (Toplica)	M (Male)	0	0	0	0	1	0	1	1	1	4	
	Ž (Female)	0	0	0	0	0	0	1	0	0	1	
Pirotski (Piroć)	M (Male)	0	0	0	0	0	1	1	2	2	15	
	Ž (Female)	0	0	0	0	0	0	0	0	0	0	
Jablanički (Jablanica)	M (Male)	0	0	0	0	0	0	0	3	12	31	
	Ž (Female)	0	0	0	2	1	0	1	0	6	5	
Pčinjski (Pcinj)	M (Male)	0	0	0	0	0	1	2	5	10	22	
	Ž (Female)	0	0	0	0	0	0	0	1	4	3	

Tabela 3. (nastavak)

Table 3. (continued)

Uzrast (Age)						Ukupan broj i učešće (Total number and proportion)							
						25-64		35-64		0-64		0-75+	
50-54	55-59	60-64	65-69	70-74	75+	Broj	%	Broj	%	Broj	%	Broj	%
897	1254	1786	1562	1157	2708	5099	100%	5046	100%	5114	100%	10541	100%
290	470	724	877	846	2802	1763	100%	1751	100%	1769	100%	6294	100%
284	382	519	507	304	620	1522	29.8%	1507	29.9%	1523	29.8%	2954	28.0%
97	131	192	275	236	704	500	28.4%	497	28.4%	500	28.3%	1715	27.2%
613	872	1267	1055	853	2088	3577	70.2%	3539	70.1%	3591	70.2%	7587	72.0%
193	339	532	602	610	2098	1263	71.6%	1254	71.6%	1269	71.7%	4579	72.8%
18	35	47	73	29	56	141	3%	139	3%	141	3%	299	3%
7	11	15	23	15	70	36	2%	36	2%	36	2%	144	2%
35	41	54	60	38	87	173	3%	170	3%	174	3%	359	3%
17	15	27	23	27	79	64	4%	63	4%	64	4%	193	3%
27	35	49	42	27	43	146	3%	143	3%	146	3%	258	2%
7	8	9	20	21	47	34	2%	33	2%	34	2%	122	2%
44	52	75	80	63	113	240	5%	236	5%	240	5%	496	5%
16	29	35	57	41	150	92	5%	92	5%	92	5%	340	5%
17	26	42	44	23	59	104	2%	104	2%	104	2%	230	2%
12	11	18	31	22	60	50	3%	50	3%	50	3%	163	3%
99	127	167	128	79	163	460	9%	458	9%	460	9%	830	8%
25	41	60	78	82	188	151	9%	150	9%	151	9%	499	8%
44	66	85	80	45	99	258	5%	257	5%	258	5%	482	5%
13	16	28	43	28	110	73	4%	73	4%	73	4%	254	4%
189	228	311	252	176	505	1011	20%	993	20%	1018	20%	1951	19%
50	87	132	152	152	563	330	19%	327	19%	331	19%	1198	19%
42	58	74	71	58	156	209	4%	207	4%	210	4%	495	5%
10	19	36	49	39	143	74	4%	74	4%	74	4%	305	5%
27	37	54	34	32	103	140	3%	139	3%	140	3%	309	3%
5	16	16	13	23	103	42	2%	42	2%	42	2%	181	3%
21	35	40	46	37	71	112	2%	112	2%	114	2%	268	3%
9	20	34	21	12	63	67	4%	67	4%	67	4%	163	3%
8	21	28	29	27	45	69	1%	69	1%	69	1%	170	2%
1	3	12	13	22	67	20	1%	20	1%	20	1%	122	2%
48	89	116	95	76	133	303	6%	300	6%	303	6%	607	6%
12	25	43	55	47	140	97	6%	95	5%	98	6%	340	5%
10	14	39	33	23	37	83	2%	82	2%	83	2%	176	2%
6	7	12	15	17	41	34	2%	34	2%	34	2%	107	2%
20	28	44	31	30	61	113	2%	113	2%	114	2%	236	2%
4	8	17	17	24	50	37	2%	37	2%	37	2%	128	2%
9	19	35	34	33	56	77	2%	77	2%	77	2%	200	2%
11	8	9	24	19	74	30	2%	30	2%	30	2%	147	2%
29	46	66	41	50	121	167	3%	167	3%	167	3%	379	4%
8	11	26	21	25	93	53	3%	53	3%	53	3%	192	3%
20	30	52	41	28	71	138	3%	137	3%	139	3%	279	3%
8	18	21	30	26	73	57	3%	57	3%	58	3%	187	3%
40	48	79	74	54	155	229	4%	225	4%	229	4%	512	5%
20	29	33	33	37	116	103	6%	101	6%	103	6%	289	5%
35	54	83	63	36	112	209	4%	209	4%	210	4%	421	4%
14	13	33	31	30	114	66	4%	66	4%	66	4%	241	4%
44	59	95	78	74	230	275	5%	273	5%	275	5%	657	6%
17	25	48	50	64	217	103	6%	103	6%	103	6%	434	7%
7	13	21	27	17	35	48	1%	47	1%	49	1%	128	1%
0	4	7	13	14	39	13	1%	12	1%	13	1%	79	1%
12	19	28	26	27	42	80	2%	78	2%	80	2%	175	2%
2	8	13	6	10	34	23	1%	23	1%	23	1%	73	1%
30	42	57	48	46	78	175	3%	175	3%	175	3%	347	3%
12	25	24	37	32	97	73	4%	72	4%	76	4%	242	4%
22	32	45	32	29	77	139	3%	136	3%	139	3%	277	3%
4	13	16	22	17	71	41	2%	41	2%	41	2%	151	2%

Tabela 4. Broj novoobolelih od infarkta miokarda prema regionima, okruzima i uzrastu, Srbija, 2015. godina

Table 4. Number of new cases by myocardial infarction by region, administrative district and age, Serbia, 2015

Region/ okrug (Region/District)	Uzrast (Age)									
	0-4	5-9	10-14	15-19	20-24	25-29	30-34	35-39	40-44	45-49
Srbija (Serbia)	0	0	0	2	19	14	51	177	429	770
Vojvodina (Vojvodina)	0	0	0	0	1	3	15	60	122	217
Centralna Srbija (Central Serbia)	0	0	0	2	18	11	36	117	307	553
Severnobački (North Backa)	0	0	0	0	0	1	1	3	10	29
Srednjobanatski (Middle Banat)	0	0	0	0	1	0	4	8	16	20
Severnobanatski (North Banat)	0	0	0	0	0	1	3	5	13	23
Južnobanatski (South Banat)	0	0	0	0	0	0	4	12	33	32
Zapadnobački (West Backa)	0	0	0	0	0	0	0	5	6	17
Južnobački (South Backa)	0	0	0	0	0	1	2	14	23	52
Sremski (Srem)	0	0	0	0	0	0	1	13	21	44
Grad Beograd (City of Belgrade)	0	0	0	0	8	7	14	43	107	173
Mačvanski (Macva)	0	0	0	0	1	0	2	6	10	26
Kolubarski (Kolubara)	0	0	0	0	0	0	1	5	7	14
Podunavski (Danube)	0	0	0	0	2	0	0	2	6	12
Braničevski (Branicevo)	0	0	0	0	0	0	0	1	4	11
Šumadijski (Sumadija)	0	0	0	0	1	0	5	7	21	34
Pomoravski (Morava)	0	0	0	0	0	0	1	6	6	16
Borski (Bor)	0	0	0	0	1	0	0	2	5	22
Zaječarski (Zajecar)	0	0	0	0	0	0	0	2	6	8
Zlatiborski (Zlatibor)	0	0	0	0	0	0	0	0	9	25
Moravički (Moravica)	0	0	0	0	2	1	0	4	15	26
Raški (Raska)	0	0	0	0	0	0	6	11	28	38
Rasinski (Rasina)	0	0	0	0	1	0	0	3	18	22
Nišavski (Nisava)	0	0	0	0	0	1	1	13	30	45
Toplički (Toplica)	0	0	0	0	1	0	2	1	1	5
Pirotski (Pilot)	0	0	0	0	0	1	1	2	2	15
Jablanički (Jablanica)	0	0	0	2	1	0	1	3	18	36
Pčinjski (Pcinj)	0	0	0	0	0	1	2	6	14	25

Tabela 4. (nastavak)

Table 4. (continued)

Uzrast (Age)						Ukupan broj i učešće (Total number and proportion)							
						25-64		35-64		0-64		0-75+	
50-54	55-59	60-64	65-69	70-74	75+	Broj	%	Broj	%	Broj	%	Broj	%
1187	1724	2510	2439	2003	5510	6862	100%	6797	100%	6883	100%	16835	100%
381	513	711	782	540	1324	2022	29.5%	2004	29.5%	2023	29.4%	4669	27.7%
806	1211	1799	1657	1463	4186	4840	70.5%	4793	70.5%	4860	70.6%	12166	72.3%
25	46	62	96	44	126	177	3%	175	3%	177	3%	443	3%
52	56	81	83	65	166	237	3%	233	3%	238	3%	552	3%
34	43	58	62	48	90	180	3%	176	3%	180	3%	380	2%
60	81	110	137	104	263	332	5%	328	5%	332	5%	836	5%
29	37	60	75	45	119	154	2%	154	2%	154	2%	393	2%
124	168	227	206	161	351	611	9%	608	9%	611	9%	1329	8%
57	82	113	123	73	209	331	5%	330	5%	331	5%	736	4%
239	315	443	404	328	1068	1341	20%	1320	19%	1349	20%	3149	19%
52	77	110	120	97	299	283	4%	281	4%	284	4%	800	5%
32	53	70	47	55	206	182	3%	181	3%	182	3%	490	3%
30	55	74	67	49	134	179	3%	179	3%	181	3%	431	3%
9	24	40	42	49	112	89	1%	89	1%	89	1%	292	2%
60	114	159	150	123	273	400	6%	395	6%	401	6%	947	6%
16	21	51	48	40	78	117	2%	116	2%	117	2%	283	2%
24	36	61	48	54	111	150	2%	150	2%	151	2%	364	2%
20	27	44	58	52	130	107	2%	107	2%	107	2%	347	2%
37	57	92	62	75	214	220	3%	220	3%	220	3%	571	3%
28	48	73	71	54	144	195	3%	194	3%	197	3%	466	3%
60	77	112	107	91	271	332	5%	326	5%	332	5%	801	5%
49	67	116	94	66	226	275	4%	275	4%	276	4%	662	4%
61	84	143	128	138	447	378	6%	376	6%	378	5%	1091	6%
7	17	28	40	31	74	61	1%	59	1%	62	1%	207	1%
14	27	41	32	37	76	103	2%	101	1%	103	1%	248	1%
42	67	81	85	78	175	248	4%	247	4%	251	4%	589	3%
26	45	61	54	46	148	180	3%	177	3%	180	3%	428	3%

Tabela 5. (nastavak)

Table 5. (continued)

Uzrast (Age)						Ukupan broj i učešće (Total number and proportion)							
						25-64		35-64		0-64		0-75+	
50-54	55-59	60-64	65-69	70-74	75+	Broj	%	Broj	%	Broj	%	Broj	%
249	414	565	606	435	1002	1566	100%	1540	100%	1574	100%	3617	100%
164	286	457	518	487	1353	1068	100%	1055	100%	1072	100%	3430	100%
42	75	87	89	62	86	256	16.3%	249	16.2%	257	16.3%	494	13.7%
15	44	68	52	47	83	157	14.7%	157	14.9%	157	14.6%	339	9.9%
207	339	478	517	373	916	1310	83.7%	1291	83.8%	1317	83.7%	3123	86.3%
149	242	389	466	440	1270	911	85.3%	898	85.1%	915	85.4%	3091	90.1%
10	27	27	24	13	15	82	5%	78	5%	83	5%	135	4%
3	15	17	16	9	25	46	4%	46	4%	46	4%	96	3%
6	9	7	8	4	5	28	2%	28	2%	28	2%	45	1%
0	8	7	1	9	4	17	2%	17	2%	17	2%	31	1%
9	8	13	19	7	30	37	2%	36	2%	37	2%	93	3%
2	5	11	16	5	8	25	2%	25	2%	25	2%	54	2%
1	4	1	5	7	4	12	1%	11	1%	12	1%	28	1%
0	4	3	3	1	4	8	1%	8	1%	8	1%	16	0%
4	7	13	8	11	11	26	2%	26	2%	26	2%	56	2%
6	3	5	2	6	11	16	1%	16	2%	16	1%	35	1%
8	16	23	20	16	18	56	4%	56	4%	56	4%	110	3%
4	4	15	11	14	17	29	3%	29	3%	29	3%	71	2%
4	4	3	5	4	3	15	1%	14	1%	15	1%	27	1%
0	5	10	3	3	14	16	1%	16	2%	16	1%	36	1%
109	161	236	279	207	606	662	42%	652	42%	667	42%	1759	49%
62	117	188	245	251	948	442	41%	433	41%	445	42%	1889	55%
10	18	15	25	12	13	53	3%	52	3%	53	3%	103	3%
3	6	13	10	10	14	27	3%	26	2%	27	3%	61	2%
4	8	3	6	1	8	20	1%	20	1%	20	1%	35	1%
3	1	1	3	1	3	6	1%	6	1%	6	1%	13	0%
3	0	3	0	1	4	7	0%	7	0%	7	0%	12	0%
0	0	0	4	1	4	0	0%	0	0%	0	0%	9	0%
2	1	4	7	1	3	10	1%	10	1%	10	1%	21	1%
0	3	6	2	2	3	9	1%	9	1%	9	1%	16	0%
0	0	0	0	2	1	0	0%	0	0%	0	0%	3	0%
0	0	0	0	1	1	0	0%	0	0%	0	0%	2	0%
7	2	12	6	4	18	33	2%	31	2%	33	2%	61	2%
4	3	4	4	7	21	13	1%	12	1%	13	1%	45	1%
10	18	21	16	13	26	59	4%	59	4%	59	4%	114	3%
15	5	19	12	15	29	51	5%	50	5%	52	5%	108	3%
3	14	20	25	10	30	46	3%	45	3%	47	3%	112	3%
6	7	12	22	14	31	26	2%	26	2%	26	2%	93	3%
4	4	8	1	4	9	18	1%	18	1%	18	1%	32	1%
2	4	3	1	4	11	9	1%	9	1%	9	1%	25	1%
3	4	9	4	3	8	24	2%	23	1%	25	2%	40	1%
4	9	6	8	1	15	25	2%	25	2%	25	2%	49	1%
0	1	0	1	0	1	1	0%	1	0%	1	0%	3	0%
0	0	0	2	1	1	2	0%	2	0%	2	0%	6	0%
5	9	13	11	5	15	32	2%	32	2%	32	2%	63	2%
5	7	10	7	7	15	25	2%	24	2%	25	2%	54	2%
37	76	119	110	93	150	279	18%	276	18%	279	18%	632	17%
39	68	106	133	109	145	231	22%	231	22%	231	22%	618	18%
5	8	3	10	7	5	22	1%	22	1%	22	1%	44	1%
4	3	6	5	5	4	15	1%	15	1%	15	1%	29	1%
0	3	1	3	0	10	5	0%	5	0%	5	0%	18	0%
0	2	6	2	0	10	9	1%	9	1%	9	1%	21	1%
3	2	0	0	4	2	8	1%	8	1%	8	1%	14	0%
1	1	0	1	2	1	2	0%	2	0%	2	0%	6	0%
2	10	11	13	6	7	31	2%	30	2%	31	2%	57	2%
1	6	9	5	9	14	19	2%	19	2%	19	2%	47	1%

Tabela 6. Broj novoobolelih od nestabilne angine pektoris prema regionima, okruzima i uzrastu, Srbija, 2015. godina

Table 6. Number of new cases by unstable angina angina by region, administrative district and age, Serbia, 2015

Region/ okrug (Region/District)	Uzrast (Age)									
	0-4	5-9	10-14	15-19	20-24	25-29	30-34	35-39	40-44	45-49
Srbija (Serbia)	0	0	0	3	9	12	27	62	143	255
Vojvodina (Vojvodina)	0	0	0	0	1	2	5	12	23	40
Centralna Srbija (Central Serbia)	0	0	0	3	8	10	22	50	120	215
Severnobački (North Backa)	0	0	0	0	1	1	3	7	7	11
Srednjobanatski (Middle Banat)	0	0	0	0	0	0	0	1	4	3
Severnobanatski (North Banat)	0	0	0	0	0	0	1	3	3	7
Južnobanatski (South Banat)	0	0	0	0	0	0	1	0	2	4
Zapadnobački (West Backa)	0	0	0	0	0	0	0	0	2	2
Južnobački (South Backa)	0	0	0	0	0	0	0	1	4	10
Sremski (Srem)	0	0	0	0	0	1	0	0	1	3
Grad Beograd (City of Belgrade)	0	0	0	3	5	8	11	32	70	110
Mačvanski (Macva)	0	0	0	0	0	0	2	3	2	8
Kolubarski (Kolubara)	0	0	0	0	0	0	0	1	1	4
Podunavski (Danube)	0	0	0	0	0	0	0	0	0	1
Braničevski (Branicevo)	0	0	0	0	0	0	0	1	0	2
Šumadijski (Sumadija)	0	0	0	0	0	0	0	0	0	0
Pomoravski (Morava)	0	0	0	0	0	0	3	0	3	8
Borski (Bor)	0	0	0	0	1	1	0	5	6	10
Zaječarski (Zajecar)	0	0	0	0	1	1	0	0	1	8
Zlatiborski (Zlatibor)	0	0	0	0	0	0	0	0	1	1
Moravički (Moravica)	0	0	0	0	1	0	1	1	4	8
Raški (Raska)	0	0	0	0	0	0	0	0	1	1
Rasinski (Rasina)	0	0	0	0	0	0	1	0	3	4
Nišavski (Nisava)	0	0	0	0	0	0	3	6	19	37
Toplički (Toplica)	0	0	0	0	0	0	0	0	3	5
Pirotski (Pilot)	0	0	0	0	0	0	0	1	1	0
Jablanički (Jablanica)	0	0	0	0	0	0	0	0	1	2
Pčinjski (Pcinj)	0	0	0	0	0	0	1	0	4	6

Tabela 6. (nastavak)

Table 6. (continued)

Uzrast (Age)						Ukupan broj i učešće (Total number and proportion)							
						25-64		35-64		0-64		0-75+	
50-54	55-59	60-64	65-69	70-74	75+	Broj	%	Broj	%	Broj	%	Broj	%
413	700	1022	1124	922	2355	2634	100%	2595	100%	2646	100%	7047	100%
57	119	155	141	109	169	413	15.7%	406	15.6%	414	15.6%	833	11.8%
356	581	867	983	813	2186	2221	84.3%	2189	84.4%	2232	84.4%	6214	88.2%
13	42	44	40	22	40	128	5%	124	5%	129	5%	231	3%
6	17	14	9	13	9	45	2%	45	2%	45	2%	76	1%
11	13	24	35	12	38	62	2%	61	2%	62	2%	147	2%
1	8	4	8	8	8	20	1%	19	1%	20	1%	44	1%
10	10	18	10	17	22	42	2%	42	2%	42	2%	91	1%
12	20	38	31	30	35	85	3%	85	3%	85	3%	181	3%
4	9	13	8	7	17	31	1%	30	1%	31	1%	63	1%
171	278	424	524	458	1554	1104	42%	1085	42%	1112	42%	3648	52%
13	24	28	35	22	27	80	3%	78	3%	80	3%	164	2%
7	9	4	9	2	11	26	1%	26	1%	26	1%	48	1%
3	0	3	4	2	8	7	0%	7	0%	7	0%	21	0%
2	4	10	9	3	6	19	1%	19	1%	19	1%	37	1%
0	0	0	0	3	2	0	0%	0	0%	0	0%	5	0%
11	5	16	10	11	39	46	2%	43	2%	46	2%	106	2%
25	23	40	28	28	55	110	4%	109	4%	111	4%	222	3%
9	21	32	47	24	61	72	3%	71	3%	73	3%	205	3%
6	8	11	2	8	20	27	1%	27	1%	27	1%	57	1%
7	13	15	12	4	23	49	2%	48	2%	50	2%	89	1%
0	1	0	3	1	2	3	0%	3	0%	3	0%	9	0%
10	16	23	18	12	30	57	2%	56	2%	57	2%	117	2%
76	144	225	243	202	295	510	19%	507	20%	510	19%	1250	18%
9	11	9	15	12	9	37	1%	37	1%	37	1%	73	1%
0	5	7	5	0	20	14	1%	14	1%	14	1%	39	1%
4	3	0	1	6	3	10	0%	10	0%	10	0%	20	0%
3	16	20	18	15	21	50	2%	49	2%	50	2%	104	1%

Tabela 7. Broj novoobolelih od akutnog koronarnog sindroma prema regionima, okruzima, uzrastu i polu, Srbija, 2015. godina

Table 7. Number of new cases by acute coronary syndrome by region, administrative district, age and sex, Serbia, 2015

Region/ okrug (Region/ District)	Pol (Sex)		Uzrast (Age)									
	M (Male)	Z (Female)	0-4	5-9	10-14	15-19	20-24	25-29	30-34	35-39	40-44	45-49
Srbija (Serbia)	M (Male)		0	0	0	2	21	18	61	188	451	782
	Ž (Female)		0	0	0	3	7	8	17	51	121	243
Vojvodina (Vojvodina)	M (Male)		0	0	0	0	2	3	19	61	126	180
	Ž (Female)		0	0	0	0	0	2	1	11	19	77
Centralna Srbija (Central Serbia)	M (Male)		0	0	0	2	19	15	42	127	325	602
	Ž (Female)		0	0	0	3	7	6	16	40	102	166
Severnobački (North Backa)	M (Male)		0	0	0	0	1	2	4	7	15	31
	Ž (Female)		0	0	0	0	0	0	0	3	2	9
Srednjobanatski (Middle Banat)	M (Male)		0	0	0	0	1	0	3	9	19	18
	Ž (Female)		0	0	0	0	0	0	1	0	1	5
Severnobanatski (North Banat)	M (Male)		0	0	0	0	0	0	4	7	14	17
	Ž (Female)		0	0	0	0	0	1	0	1	2	13
Južnobanatski (South Banat)	M (Male)		0	0	0	0	0	0	5	12	34	24
	Ž (Female)		0	0	0	0	0	0	0	0	1	12
Zapadnobački (West Backa)	M (Male)		0	0	0	0	0	0	0	3	4	14
	Ž (Female)		0	0	0	0	0	0	0	2	4	5
Južnobački (South Backa)	M (Male)		0	0	0	0	0	0	2	11	21	42
	Ž (Female)		0	0	0	0	0	1	0	4	6	20
Sremski (Srem)	M (Male)		0	0	0	0	0	1	1	12	19	34
	Ž (Female)		0	0	0	0	0	0	0	1	3	13
Grad Beograd (City of Belgrade)	M (Male)		0	0	0	2	10	10	18	56	143	212
	Ž (Female)		0	0	0	1	3	5	7	19	34	71
Mačvanski (Macva)	M (Male)		0	0	0	0	1	0	3	6	10	26
	Ž (Female)		0	0	0	0	0	0	1	3	2	8
Kolubarski (Kolubara)	M (Male)		0	0	0	0	0	0	1	4	7	15
	Ž (Female)		0	0	0	0	0	0	0	2	1	3
Podunavski (Danube)	M (Male)		0	0	0	0	2	0	0	1	5	11
	Ž (Female)		0	0	0	0	0	0	0	1	1	2
Braničevski (Branicevo)	M (Male)		0	0	0	0	0	0	0	2	1	12
	Ž (Female)		0	0	0	0	0	0	0	0	3	1
Šumadijski (Sumadija)	M (Male)		0	0	0	0	0	0	3	6	16	25
	Ž (Female)		0	0	0	0	1	0	2	1	5	9
Pomoravski (Morava)	M (Male)		0	0	0	0	0	0	3	6	8	15
	Ž (Female)		0	0	0	0	0	0	1	0	1	9
Borski (Bor)	M (Male)		0	0	0	0	1	0	0	4	2	25
	Ž (Female)		0	0	0	0	1	1	0	3	9	7
Zaječarski (Zajecar)	M (Male)		0	0	0	0	1	1	0	0	7	15
	Ž (Female)		0	0	0	0	0	0	0	2	0	1
Zlatiborski (Zlatibor)	M (Male)		0	0	0	0	0	0	0	0	8	20
	Ž (Female)		0	0	0	0	0	0	0	0	2	6
Moravički (Moravica)	M (Male)		0	0	0	0	2	1	1	3	14	25
	Ž (Female)		0	0	0	0	1	0	0	2	5	9
Raški (Raska)	M (Male)		0	0	0	0	0	0	4	10	16	32
	Ž (Female)		0	0	0	0	0	0	2	1	13	7
Rasinski (Rasina)	M (Male)		0	0	0	0	1	0	0	3	16	23
	Ž (Female)		0	0	0	0	0	0	1	0	5	3
Nišavski (Nisava)	M (Male)		0	0	0	0	0	1	4	15	40	64
	Ž (Female)		0	0	0	0	0	0	0	4	9	18
Toplički (Toplica)	M (Male)		0	0	0	0	1	0	1	1	3	8
	Ž (Female)		0	0	0	0	0	0	1	0	1	2
Pirotski (Pirot)	M (Male)		0	0	0	0	0	1	1	2	3	15
	Ž (Female)		0	0	0	0	0	0	0	1	0	0
Jablanički (Jablanica)	M (Male)		0	0	0	0	0	0	0	3	13	33
	Ž (Female)		0	0	0	2	1	0	1	0	6	5
Pčinjski (Pcinj)	M (Male)		0	0	0	0	0	1	3	5	13	26
	Ž (Female)		0	0	0	0	0	0	0	1	5	5

Tabela 7. (nastavak)

Table 7. (continued)

Uzrast (Age)						Ukupan broj i učešće (Total number and proportion)							
						25-64		35-64		0-64		0-75+	
50-54	55-59	60-64	65-69	70-74	75+	Broj	%	Broj	%	Broj	%	Broj	%
1146	1668	2351	2168	1592	3710	6665	100%	6586	100%	6688	100%	14158	100%
454	756	1181	1395	1333	4155	2831	100%	2806	100%	2841	100%	9724	100%
326	457	606	596	366	706	1778	26.7%	1756	26.7%	1780	26.6%	3448	24.4%
112	175	260	327	283	787	657	23.2%	654	23.3%	657	23.1%	2054	21.1%
820	1211	1745	1572	1226	3004	4887	73.3%	4830	73.3%	4908	73.4%	10710	75.6%
342	581	921	1068	1050	3368	2174	76.8%	2152	76.7%	2184	76.9%	7670	78.9%
28	62	74	97	42	71	223	3%	217	3%	224	3%	434	3%
10	26	32	39	24	95	82	3%	82	3%	82	3%	240	2%
41	50	61	68	42	92	201	3%	198	3%	202	3%	404	3%
17	23	34	24	36	83	81	3%	80	3%	81	3%	224	2%
36	43	62	61	34	73	183	3%	179	3%	183	3%	351	2%
9	13	20	36	26	55	59	2%	58	2%	59	2%	176	2%
45	56	76	85	70	117	252	4%	247	4%	252	4%	524	4%
16	33	38	60	42	154	100	4%	100	4%	100	4%	356	4%
21	33	55	52	34	70	130	2%	130	2%	130	2%	286	2%
18	14	23	33	28	71	66	2%	66	2%	66	2%	198	2%
107	143	190	148	95	181	516	8%	514	8%	516	8%	940	7%
29	45	75	89	96	205	180	6%	179	6%	180	6%	570	6%
48	70	88	85	49	102	273	4%	271	4%	273	4%	509	4%
13	21	38	46	31	124	89	3%	89	3%	89	3%	290	3%
298	389	547	531	383	1111	1673	25%	1645	25%	1685	25%	3710	26%
112	204	320	397	403	1511	772	27%	760	27%	776	27%	3087	32%
52	76	89	96	70	169	262	4%	259	4%	263	4%	598	4%
13	25	49	59	49	157	101	4%	100	4%	101	4%	366	4%
31	45	57	40	33	111	160	2%	159	2%	160	2%	344	2%
8	17	17	16	24	106	48	2%	48	2%	48	2%	194	2%
24	35	43	46	38	75	119	2%	119	2%	121	2%	280	2%
9	20	34	25	13	67	67	2%	67	2%	67	2%	172	2%
10	22	32	36	28	48	79	1%	79	1%	79	1%	191	1%
1	6	18	15	24	70	29	1%	29	1%	29	1%	138	1%
48	89	116	95	78	134	303	5%	300	5%	303	5%	610	4%
12	25	43	55	48	141	97	3%	95	3%	98	3%	342	4%
17	16	51	39	27	55	116	2%	113	2%	116	2%	237	2%
10	10	16	19	24	62	47	2%	46	2%	47	2%	152	2%
30	46	65	47	43	87	172	3%	172	3%	173	3%	350	2%
19	13	36	29	39	79	88	3%	87	3%	89	3%	236	2%
12	33	55	59	43	86	123	2%	122	2%	124	2%	312	2%
17	15	21	46	33	105	56	2%	56	2%	56	2%	240	2%
33	50	74	42	54	130	185	3%	185	3%	185	3%	411	3%
10	15	29	22	29	104	62	2%	62	2%	62	2%	217	2%
23	34	61	45	31	79	162	2%	160	2%	164	2%	319	2%
12	27	27	38	27	88	82	3%	82	3%	83	3%	236	2%
40	49	79	75	54	156	230	3%	226	3%	230	3%	515	4%
20	29	33	35	38	117	105	4%	103	4%	105	4%	295	3%
40	63	96	74	41	127	241	4%	241	4%	242	4%	484	3%
19	20	43	38	37	129	91	3%	90	3%	91	3%	295	3%
81	135	214	188	167	380	554	8%	549	8%	554	8%	1289	9%
56	93	154	183	173	362	334	12%	334	12%	334	12%	1052	11%
12	21	24	37	24	40	70	1%	69	1%	71	1%	172	1%
4	7	13	18	19	43	28	1%	27	1%	28	1%	108	1%
12	22	29	29	27	52	85	1%	83	1%	85	1%	193	1%
2	10	19	8	10	44	32	1%	32	1%	32	1%	94	1%
33	44	57	48	50	80	183	3%	183	3%	183	3%	361	3%
13	26	24	38	34	98	75	3%	74	3%	78	3%	248	3%
24	42	56	45	35	84	170	3%	166	3%	170	3%	334	2%
5	19	25	27	26	85	60	2%	60	2%	60	2%	198	2%

Tabela 8. Broj novoobolelih od akutnog koronarnog sindroma prema regionima, okruzima i uzrastu, Srbija, 2015. godina

Table 8. Number of new cases by acute coronary syndrome by region, administrative district and age, Serbia, 2015

Region/ okrug (Region/District)	Uzrast (Age)									
	0-4	5-9	10-14	15-19	20-24	25-29	30-34	35-39	40-44	45-49
Srbija (Serbia)	0	0	0	5	28	26	78	239	572	1025
Vojvodina (Vojvodina)	0	0	0	0	2	5	20	72	145	257
Centralna Srbija (Central Serbia)	0	0	0	5	26	21	58	167	427	768
Severnobački (North Backa)	0	0	0	0	1	2	4	10	17	40
Srednjobanatski (Middle Banat)	0	0	0	0	1	0	4	9	20	23
Severnobanatski (North Banat)	0	0	0	0	0	1	4	8	16	30
Južnobanatski (South Banat)	0	0	0	0	0	0	5	12	35	36
Zapadnobački (West Backa)	0	0	0	0	0	0	0	5	8	19
Južnobački (South Backa)	0	0	0	0	0	1	2	15	27	62
Sremski (Srem)	0	0	0	0	0	1	1	13	22	47
Grad Beograd (City of Belgrade)	0	0	0	3	13	15	25	75	177	283
Mačvanski (Macva)	0	0	0	0	1	0	4	9	12	34
Kolubarski (Kolubara)	0	0	0	0	0	0	1	6	8	18
Podunavski (Danube)	0	0	0	0	2	0	0	2	6	13
Braničevski (Branicevo)	0	0	0	0	0	0	0	2	4	13
Šumadijski (Sumadija)	0	0	0	0	1	0	5	7	21	34
Pomoravski (Morava)	0	0	0	0	0	0	4	6	9	24
Borski (Bor)	0	0	0	0	2	1	0	7	11	32
Zaječarski (Zajecar)	0	0	0	0	1	1	0	2	7	16
Zlatiborski (Zlatibor)	0	0	0	0	0	0	0	0	10	26
Moravički (Moravica)	0	0	0	0	3	1	1	5	19	34
Raški (Raska)	0	0	0	0	0	0	6	11	29	39
Rasinski (Rasina)	0	0	0	0	1	0	1	3	21	26
Nišavski (Nisava)	0	0	0	0	0	1	4	19	49	82
Toplički (Toplica)	0	0	0	0	1	0	2	1	4	10
Pirotski (Pilot)	0	0	0	0	0	1	1	3	3	15
Jablanički (Jablanica)	0	0	0	2	1	0	1	3	19	38
Pčinjski (Pcinj)	0	0	0	0	0	1	3	6	18	31

Tabela 8. (nastavak)

Table 8. (continued)

Uzrast (Age)						Ukupan broj i učešće (Total number and proportion)							
						25-64		35-64		0-64		0-75+	
50-54	55-59	60-64	65-69	70-74	75+	Broj	%	Broj	%	Broj	%	Broj	%
1600	2424	3532	3563	2925	7865	9496	100%	9392	100%	9529	100%	23882	100%
438	632	866	923	649	1493	2435	25.6%	2410	25.7%	2437	25.6%	5502	23.0%
1162	1792	2666	2640	2276	6372	7061	74.4%	6982	74.3%	7092	74.4%	18380	77.0%
38	88	106	136	66	166	305	3%	299	3%	306	3%	674	3%
58	73	95	92	78	175	282	3%	278	3%	283	3%	628	3%
45	56	82	97	60	128	242	3%	237	3%	242	3%	527	2%
61	89	114	145	112	271	352	4%	347	4%	352	4%	880	4%
39	47	78	85	62	141	196	2%	196	2%	196	2%	484	2%
136	188	265	237	191	386	696	7%	693	7%	696	7%	1510	6%
61	91	126	131	80	226	362	4%	360	4%	362	4%	799	3%
410	593	867	928	786	2622	2445	26%	2405	26%	2461	26%	6797	28%
65	101	138	155	119	326	363	4%	359	4%	364	4%	964	4%
39	62	74	56	57	217	208	2%	207	2%	208	2%	538	2%
33	55	77	71	51	142	186	2%	186	2%	188	2%	452	2%
11	28	50	51	52	118	108	1%	108	1%	108	1%	329	1%
60	114	159	150	126	275	400	4%	395	4%	401	4%	952	4%
27	26	67	58	51	117	163	2%	159	2%	163	2%	389	2%
49	59	101	76	82	166	260	3%	259	3%	262	3%	586	2%
29	48	76	105	76	191	179	2%	178	2%	180	2%	552	2%
43	65	103	64	83	234	247	3%	247	3%	247	3%	628	3%
35	61	88	83	58	167	244	3%	242	3%	247	3%	555	2%
60	78	112	110	92	273	335	4%	329	4%	335	4%	810	3%
59	83	139	112	78	256	332	3%	331	4%	333	3%	779	3%
137	228	368	371	340	742	888	9%	883	9%	888	9%	2341	10%
16	28	37	55	43	83	98	1%	96	1%	99	1%	280	1%
14	32	48	37	37	96	117	1%	115	1%	117	1%	287	1%
46	70	81	86	84	178	258	3%	257	3%	261	3%	609	3%
29	61	81	72	61	169	230	2%	226	2%	230	2%	532	2%

IVd Stope incidencije od infarkta miokarda, nestabilne angine pektoris i akutnog koronarnog sindroma u Srbiji, 2015. godina

IVd Incidence rates of myocardial infarction, unstable angina and acute coronary syndrome, Serbia, 2015

Tabela 9. Stope incidencije od infarkta miokarda na 100.000 stanovnika prema regionima, okruzima, uzrastu i polu, Srbija, 2015. godina

Table 9. Incidence rates of myocardial infarction by region, administrative district, age and sex, Serbia, 2015

Region/ okrug (Region/ District)	Pol (Sex)		Uzrast (Age)									
	M (Male)	Z (Female)	0-4	5-9	10-14	15-19	20-24	25-29	30-34	35-39	40-44	45-49
Srbija (Serbia)	M (Male)		0.0	0.0	0.0	0.0	7.0	4.7	16.9	57.4	144.7	263.4
	Ž (Female)		0.0	0.0	0.0	1.1	2.0	1.4	3.7	12.5	31.9	67.1
Vojvodina (Vojvodina)	M (Male)		0.0	0.0	0.0	0.0	1.7	1.6	20.4	75.8	168.4	249.7
	Ž (Female)		0.0	0.0	0.0	0.0	0.0	3.4	1.6	10.7	19.0	90.4
Centralna Srbija (Central Serbia)	M (Male)		0.0	0.0	0.0	0.0	9.0	5.9	15.5	50.4	136.0	268.6
	Ž (Female)		0.0	0.0	0.0	1.6	2.7	0.6	4.5	13.2	36.4	58.4
Severnobački (North Backa)	M (Male)		0.0	0.0	0.0	0.0	0.0	16.5	15.4	43.3	160.5	434.2
	Ž (Female)		0.0	0.0	0.0	0.0	0.0	0.0	0.0	0.0	0.0	48.3
Srednjobanatski (Middle Banat)	M (Male)		0.0	0.0	0.0	0.0	17.5	0.0	49.0	125.4	245.5	267.5
	Ž (Female)		0.0	0.0	0.0	0.0	0.0	0.0	18.5	0.0	17.4	47.9
Severnobanatski (North Banat)	M (Male)		0.0	0.0	0.0	0.0	0.0	0.0	61.8	101.7	247.1	313.4
	Ž (Female)		0.0	0.0	0.0	0.0	0.0	24.7	0.0	0.0	22.1	170.3
Južnobanatski (South Banat)	M (Male)		0.0	0.0	0.0	0.0	0.0	0.0	39.9	115.3	320.7	221.0
	Ž (Female)		0.0	0.0	0.0	0.0	0.0	0.0	0.0	0.0	10.6	117.5
Zapadnobački (West Backa)	M (Male)		0.0	0.0	0.0	0.0	0.0	0.0	0.0	47.9	65.5	192.5
	Ž (Female)		0.0	0.0	0.0	0.0	0.0	0.0	0.0	34.9	34.6	79.1
Južnobački (South Backa)	M (Male)		0.0	0.0	0.0	0.0	0.0	0.0	8.3	41.5	88.1	176.6
	Ž (Female)		0.0	0.0	0.0	0.0	0.0	4.5	0.0	17.1	18.5	76.6
Sremski (Srem)	M (Male)		0.0	0.0	0.0	0.0	0.0	0.0	9.1	109.9	172.4	307.0
	Ž (Female)		0.0	0.0	0.0	0.0	0.0	0.0	0.0	10.0	30.0	115.1
Grad Beograd (City of Belgrade)	M (Male)		0.0	0.0	0.0	0.0	15.1	10.7	18.4	51.9	160.4	262.8
	Ž (Female)		0.0	0.0	0.0	0.0	2.2	1.7	2.9	13.1	21.1	63.8
Mačvanski (Macva)	M (Male)		0.0	0.0	0.0	0.0	11.4	0.0	21.1	40.6	80.9	212.6
	Ž (Female)		0.0	0.0	0.0	0.0	0.0	0.0	0.0	21.4	20.8	50.8
Kolubarski (Kolubara)	M (Male)		0.0	0.0	0.0	0.0	0.0	0.0	18.1	53.9	107.2	212.1
	Ž (Female)		0.0	0.0	0.0	0.0	0.0	0.0	0.0	38.3	18.7	34.9
Podunavski (Danube)	M (Male)		0.0	0.0	0.0	0.0	32.0	0.0	0.0	14.9	74.5	159.2
	Ž (Female)		0.0	0.0	0.0	0.0	0.0	0.0	0.0	16.0	15.8	32.2
Braničevski (Branicevo)	M (Male)		0.0	0.0	0.0	0.0	0.0	0.0	0.0	17.8	16.4	174.9
	Ž (Female)		0.0	0.0	0.0	0.0	0.0	0.0	0.0	0.0	50.7	17.7
Šumadijski (Sumadija)	M (Male)		0.0	0.0	0.0	0.0	0.0	0.0	28.8	57.9	166.1	281.7
	Ž (Female)		0.0	0.0	0.0	0.0	12.3	0.0	20.8	10.3	52.9	97.4
Pomoravski (Morava)	M (Male)		0.0	0.0	0.0	0.0	0.0	0.0	15.6	88.8	74.6	123.8
	Ž (Female)		0.0	0.0	0.0	0.0	0.0	0.0	0.0	0.0	14.6	119.9
Borski (Bor)	M (Male)		0.0	0.0	0.0	0.0	27.6	0.0	0.0	26.3	24.6	495.7
	Ž (Female)		0.0	0.0	0.0	0.0	0.0	0.0	0.0	29.1	101.2	75.9
Zaječarski (Zajecar)	M (Male)		0.0	0.0	0.0	0.0	0.0	0.0	0.0	0.0	159.4	229.6
	Ž (Female)		0.0	0.0	0.0	0.0	0.0	0.0	0.0	62.0	0.0	0.0
Zlatiborski (Zlatibor)	M (Male)		0.0	0.0	0.0	0.0	0.0	0.0	0.0	0.0	76.7	204.0
	Ž (Female)		0.0	0.0	0.0	0.0	0.0	0.0	0.0	0.0	22.4	62.7
Moravički (Moravica)	M (Male)		0.0	0.0	0.0	0.0	16.8	15.7	0.0	28.6	178.1	316.9
	Ž (Female)		0.0	0.0	0.0	0.0	17.6	0.0	0.0	30.3	43.7	73.0
Raški (Raska)	M (Male)		0.0	0.0	0.0	0.0	0.0	0.0	37.5	92.4	154.9	324.5
	Ž (Female)		0.0	0.0	0.0	0.0	0.0	0.0	19.1	9.4	114.4	61.5
Rasinski (Rasina)	M (Male)		0.0	0.0	0.0	0.0	14.9	0.0	0.0	37.9	174.0	265.7
	Ž (Female)		0.0	0.0	0.0	0.0	0.0	0.0	0.0	0.0	51.0	26.7
Nišavski (Nisava)	M (Male)		0.0	0.0	0.0	0.0	0.0	8.4	7.9	83.3	206.4	315.5
	Ž (Female)		0.0	0.0	0.0	0.0	0.0	0.0	0.0	15.6	31.9	57.1
Toplički (Toplica)	M (Male)		0.0	0.0	0.0	0.0	34.6	0.0	38.8	35.9	34.1	129.4
	Ž (Female)		0.0	0.0	0.0	0.0	0.0	0.0	44.8	0.0	0.0	34.5
Pirotski (Piroć)	M (Male)		0.0	0.0	0.0	0.0	0.0	36.0	36.9	72.2	68.4	486.4
	Ž (Female)		0.0	0.0	0.0	0.0	0.0	0.0	0.0	0.0	0.0	0.0
Jablanički (Jablanica)	M (Male)		0.0	0.0	0.0	0.0	0.0	0.0	0.0	43.8	164.5	432.3
	Ž (Female)		0.0	0.0	0.0	35.4	16.1	0.0	16.2	0.0	85.6	71.9
Pčinjski (Pcinj)	M (Male)		0.0	0.0	0.0	0.0	0.0	13.0	27.9	73.6	144.4	304.0
	Ž (Female)		0.0	0.0	0.0	0.0	0.0	0.0	0.0	15.4	58.6	42.4

Tabela 10. Stope incidencije od infarkta miokarda na 100.000 stanovnika prema regionima, okruzima i uzrastu, Srbija, 2015. godina
 Table 10. Incidence rates of myocardial infarction by region, administrative district and age, Serbia, 2015

Region/ okrug (Region/District)	Uzrast (Age)									
	0-4	5-9	10-14	15-19	20-24	25-29	30-34	35-39	40-44	45-49
Srbija (Serbia)	0.0	0.0	0.0	0.6	4.6	3.1	10.4	35.3	88.5	164.2
Vojvodina (Vojvodina)	0.0	0.0	0.0	0.0	0.9	2.4	11.3	44.3	95.0	169.8
Centralna Srbija (Central Serbia)	0.0	0.0	0.0	0.8	5.9	3.3	10.1	31.9	86.1	162.1
Severnobački (North Backa)	0.0	0.0	0.0	0.0	0.0	8.5	7.9	22.4	82.0	237.8
Srednjobanatski (Middle Banat)	0.0	0.0	0.0	0.0	9.1	0.0	34.7	66.0	135.1	158.5
Severnobanatski (North Banat)	0.0	0.0	0.0	0.0	0.0	11.6	33.0	52.9	138.5	242.5
Južnobanatski (South Banat)	0.0	0.0	0.0	0.0	0.0	0.0	20.7	59.9	169.6	169.7
Zapadnobački (West Backa)	0.0	0.0	0.0	0.0	0.0	0.0	0.0	41.7	50.5	135.4
Južnobački (South Backa)	0.0	0.0	0.0	0.0	0.0	2.3	4.1	29.5	53.2	126.0
Sremski (Srem)	0.0	0.0	0.0	0.0	0.0	0.0	4.9	62.3	102.7	211.1
Grad Beograd (City of Belgrade)	0.0	0.0	0.0	0.0	8.7	6.0	10.4	32.1	89.0	159.4
Mačvanski (Macva)	0.0	0.0	0.0	0.0	5.9	0.0	11.1	31.2	51.3	131.8
Kolubarski (Kolubara)	0.0	0.0	0.0	0.0	0.0	0.0	9.7	46.3	63.9	122.9
Podunavski (Danube)	0.0	0.0	0.0	0.0	16.7	0.0	0.0	15.4	46.0	96.1
Braničevski (Branicevo)	0.0	0.0	0.0	0.0	0.0	0.0	0.0	9.0	33.4	96.7
Šumadijski (Sumadija)	0.0	0.0	0.0	0.0	6.0	0.0	25.0	34.8	110.0	187.7
Pomoravski (Morava)	0.0	0.0	0.0	0.0	0.0	0.0	8.1	45.2	44.3	121.8
Borski (Bor)	0.0	0.0	0.0	0.0	14.9	0.0	0.0	27.7	62.3	282.6
Zaječarski (Zajecar)	0.0	0.0	0.0	0.0	0.0	0.0	0.0	29.3	82.8	113.7
Zlatiborski (Zlatibor)	0.0	0.0	0.0	0.0	0.0	0.0	0.0	0.0	49.9	132.4
Moravički (Moravica)	0.0	0.0	0.0	0.0	17.2	8.2	0.0	29.5	110.2	192.9
Raški (Raska)	0.0	0.0	0.0	0.0	0.0	0.0	28.4	51.3	134.5	193.8
Rasinski (Rasina)	0.0	0.0	0.0	0.0	7.7	0.0	0.0	19.4	113.3	146.5
Nišavski (Nisava)	0.0	0.0	0.0	0.0	0.0	4.3	4.0	50.0	119.4	185.1
Toplički (Toplica)	0.0	0.0	0.0	0.0	18.3	0.0	41.6	18.7	17.4	83.5
Pirotski (Piroć)	0.0	0.0	0.0	0.0	0.0	19.5	19.4	37.8	35.2	252.9
Jablanički (Jablanica)	0.0	0.0	0.0	17.1	7.7	0.0	7.9	22.4	125.8	254.9
Pčinjski (Pcinj)	0.0	0.0	0.0	0.0	0.0	6.9	14.6	45.2	101.8	174.6

Tabela 10. (nastavak)

Table 10. (continued)

Uzrast (Age)						Incidencija (Incidence)											
						25-64			35-64			0-64			0-75+		
50-54	55-59	60-64	65-69	70-74	75+	CR	ASR-E	ASR-W	CR	ASR-E	ASR-W	CR	ASR-E	ASR-W	CR	ASR-E	ASR-W
243.5	332.8	446.2	546.3	663.7	949.1	173.0	151.7	136.6	224.8	203.8	195.5	119.4	90.8	66.6	237.3	160.5	110.5
280.1	360.7	488.7	660.1	697.3	932.4	188.8	166.6	149.8	245.8	223.9	214.6	130.2	99.3	72.5	246.8	173.0	119.9
229.4	322.3	431.4	505.1	652.1	954.4	167.2	146.2	131.8	217.0	196.3	188.5	115.4	87.6	64.3	233.8	155.9	107.1
187.4	329.0	445.0	879.3	512.1	920.8	171.1	151.3	137.8	221.4	202.7	196.3	118.6	90.1	66.7	242.8	167.6	117.1
383.5	404.5	556.2	687.3	863.6	1169.8	234.3	201.0	180.6	296.6	266.9	255.4	161.9	120.4	88.2	305.4	207.4	143.3
311.3	381.4	524.1	676.9	704.7	812.8	227.0	196.9	179.4	285.8	259.6	251.1	157.1	117.3	86.8	268.3	185.1	131.4
296.7	367.0	477.3	743.8	871.7	1217.6	206.7	181.2	164.0	265.2	242.6	234.1	142.1	107.9	79.4	292.7	200.7	137.9
212.8	268.1	411.6	596.0	557.1	766.1	153.2	127.3	114.4	196.3	173.0	166.1	107.4	75.8	55.4	218.8	138.7	95.8
298.5	392.5	514.1	574.4	712.2	829.9	173.3	160.8	142.5	233.4	217.3	205.5	118.4	95.7	69.0	215.5	162.8	112.2
249.8	335.3	468.2	632.6	613.3	884.7	190.9	165.4	150.0	247.1	223.9	216.8	132.4	98.5	72.6	241.4	166.8	116.4
220.6	274.0	344.1	387.2	509.4	815.0	138.9	131.8	119.3	184.7	176.2	169.6	97.7	79.2	58.5	187.5	133.8	92.5
241.9	332.6	452.3	676.8	811.9	1332.9	174.1	142.0	126.7	220.5	191.0	181.8	120.4	85.0	61.8	277.7	180.4	120.7
246.5	391.3	502.4	460.8	736.2	1285.7	193.4	156.3	139.2	245.9	210.7	200.2	135.2	93.1	67.4	291.2	174.8	116.9
235.1	372.7	447.5	541.5	608.5	881.7	167.5	136.3	120.0	216.9	185.2	174.2	115.1	82.5	59.5	223.4	148.6	101.4
81.6	204.2	268.0	319.0	531.5	642.3	96.6	77.6	69.6	123.4	105.4	101.0	65.9	46.2	33.7	167.0	95.5	64.4
307.2	498.2	630.7	833.9	1043.0	1151.3	244.8	203.7	182.2	316.2	272.3	259.6	171.2	121.8	88.7	329.1	219.1	151.4
117.5	135.3	290.9	342.5	387.4	374.5	105.5	87.3	80.2	133.9	117.1	114.8	72.5	52.0	38.8	137.1	86.5	61.6
288.7	382.9	591.1	538.3	793.5	1010.7	233.5	186.4	168.3	293.7	253.4	244.3	164.7	112.2	82.7	307.5	185.6	129.2
265.4	317.3	422.0	630.0	720.3	993.0	179.2	140.6	125.3	224.9	191.1	181.9	128.0	83.7	60.6	306.7	161.1	109.6
175.9	262.5	400.4	369.0	602.7	908.9	144.0	114.8	102.8	183.6	156.0	149.2	98.5	68.4	49.7	206.7	130.0	87.6
189.7	295.7	402.5	562.6	612.7	726.5	170.3	141.5	129.0	216.1	190.8	185.1	119.8	85.6	63.9	226.6	146.2	103.1
311.3	385.7	531.9	694.7	838.9	1322.9	203.2	188.8	170.6	266.9	251.5	242.1	127.4	112.5	82.5	260.6	206.0	140.8
319.4	378.3	554.3	584.3	612.6	1015.4	216.2	174.2	155.6	274.0	236.7	225.9	150.6	104.3	76.0	284.9	175.2	120.7
249.3	330.1	489.9	525.1	778.1	1339.4	186.0	164.4	149.1	243.3	222.0	214.6	129.2	97.9	72.2	296.4	185.1	125.2
116.6	283.7	414.1	681.4	673.2	894.6	133.4	107.9	96.5	164.7	139.1	132.0	90.3	65.7	48.3	236.8	141.7	96.7
218.2	399.1	552.6	513.5	767.8	764.1	215.6	174.3	158.4	269.3	229.9	221.1	153.5	103.8	76.6	281.5	166.5	117.3
279.3	466.6	501.7	652.7	800.9	972.5	219.9	191.3	171.9	282.7	258.6	248.0	150.5	115.9	85.5	283.9	192.2	134.6
193.3	343.3	490.0	558.0	626.5	1220.2	165.7	155.9	141.6	220.3	208.1	201.0	104.6	92.9	68.5	212.8	172.6	117.4

Tabela 11. Stope incidencije od nestabilne angine pektoris na 100.000 stanovnika prema regionima, okruzima, uzrastu i polu, Srbija, 2015. godina

Table 11. Incidence rates of unstable angina by region, administrative district, age and sex, Serbia, 2015

Region/ okrug (Region/ District)	Pol		Uzrast									
	M	Z	(Age)									
			0-4	5-9	10-14	15-19	20-24	25-29	30-34	35-39	40-44	45-49
Srbija	(Male)	0.0	0.0	0.0	0.0	1.1	2.8	3.0	7.6	16.5	40.7	73.7
(Serbia)	(Femal	0.0	0.0	0.0	0.6	1.5	2.3	3.3	8.1	18.2	35.4	
Vojvodina	(Male)	0.0	0.0	0.0	0.0	1.7	3.2	7.3	11.4	24.5	33.0	
(Vojvodina)	(Femal	0.0	0.0	0.0	0.0	0.0	0.0	0.0	6.1	11.1	29.6	
Centralna Srbija	(Male)	0.0	0.0	0.0	1.5	3.2	3.0	7.8	18.4	46.6	89.1	
(Central Serbia)	(Femal	0.0	0.0	0.0	0.8	2.0	3.1	4.5	8.8	20.7	37.6	
Severnobački	(Male)	0.0	0.0	0.0	0.0	18.5	16.5	46.1	57.7	80.2	83.5	
(North Backa)	(Femal	0.0	0.0	0.0	0.0	0.0	0.0	0.0	46.3	33.5	96.7	
Srednjobanatski	(Male)	0.0	0.0	0.0	0.0	0.0	0.0	0.0	15.7	65.5	15.7	
(Middle Banat)	(Femal	0.0	0.0	0.0	0.0	0.0	0.0	0.0	0.0	0.0	31.9	
Severnobanatski	(Male)	0.0	0.0	0.0	0.0	0.0	0.0	20.6	40.7	41.2	41.8	
(North Banat)	(Femal	0.0	0.0	0.0	0.0	0.0	0.0	0.0	22.1	22.1	106.5	
Južnobanatski	(Male)	0.0	0.0	0.0	0.0	0.0	0.0	10.0	0.0	20.0	31.6	
(South Banat)	(Femal	0.0	0.0	0.0	0.0	0.0	0.0	0.0	0.0	0.0	10.7	
Zapadnobački	(Male)	0.0	0.0	0.0	0.0	0.0	0.0	0.0	0.0	0.0	32.1	
(West Backa)	(Femal	0.0	0.0	0.0	0.0	0.0	0.0	0.0	0.0	34.6	0.0	
Južnobački	(Male)	0.0	0.0	0.0	0.0	0.0	0.0	0.0	4.2	9.3	29.4	
(South Backa)	(Femal	0.0	0.0	0.0	0.0	0.0	0.0	0.0	0.0	9.2	19.2	
Sremski	(Male)	0.0	0.0	0.0	0.0	0.0	9.8	0.0	0.0	9.6	19.2	
(Srem)	(Femal	0.0	0.0	0.0	0.0	0.0	0.0	0.0	0.0	0.0	9.6	
Grad Beograd	(Male)	0.0	0.0	0.0	5.1	6.5	7.2	9.2	33.6	83.6	143.9	
(City of Belgrade)	(Femal	0.0	0.0	0.0	2.7	4.4	6.7	7.2	14.6	34.1	62.1	
Mačvanski	(Male)	0.0	0.0	0.0	0.0	0.0	0.0	10.6	20.3	20.2	50.6	
(Macva)	(Femal	0.0	0.0	0.0	0.0	0.0	0.0	11.6	10.7	0.0	30.5	
Kolubarski	(Male)	0.0	0.0	0.0	0.0	0.0	0.0	0.0	18.0	17.9	53.0	
(Kolubara)	(Femal	0.0	0.0	0.0	0.0	0.0	0.0	0.0	0.0	0.0	17.4	
Podunavski	(Male)	0.0	0.0	0.0	0.0	0.0	0.0	0.0	0.0	0.0	15.9	
(Danube)	(Femal	0.0	0.0	0.0	0.0	0.0	0.0	0.0	0.0	0.0	0.0	
Braničevski	(Male)	0.0	0.0	0.0	0.0	0.0	0.0	0.0	17.8	0.0	35.0	
(Branicevo)	(Femal	0.0	0.0	0.0	0.0	0.0	0.0	0.0	0.0	0.0	0.0	
Šumadijski	(Male)	0.0	0.0	0.0	0.0	0.0	0.0	0.0	0.0	0.0	0.0	
(Sumadija)	(Femal	0.0	0.0	0.0	0.0	0.0	0.0	0.0	0.0	0.0	0.0	
Pomoravski	(Male)	0.0	0.0	0.0	0.0	0.0	0.0	31.3	0.0	44.8	108.3	
(Morava)	(Femal	0.0	0.0	0.0	0.0	0.0	0.0	16.7	0.0	0.0	15.0	
Borski	(Male)	0.0	0.0	0.0	0.0	0.0	0.0	0.0	78.9	24.6	156.5	
(Bor)	(Femal	0.0	0.0	0.0	0.0	32.1	33.2	0.0	58.3	126.5	101.2	
Zaječarski	(Male)	0.0	0.0	0.0	0.0	32.9	32.9	0.0	0.0	26.6	200.9	
(Zajecar)	(Femal	0.0	0.0	0.0	0.0	0.0	0.0	0.0	0.0	0.0	28.1	
Zlatiborski	(Male)	0.0	0.0	0.0	0.0	0.0	0.0	0.0	0.0	11.0	10.7	
(Zlatibor)	(Femal	0.0	0.0	0.0	0.0	0.0	0.0	0.0	0.0	0.0	0.0	
Moravički	(Male)	0.0	0.0	0.0	0.0	16.8	0.0	15.1	14.3	29.7	60.4	
(Moravica)	(Femal	0.0	0.0	0.0	0.0	0.0	0.0	0.0	0.0	29.1	58.4	
Raški	(Male)	0.0	0.0	0.0	0.0	0.0	0.0	0.0	0.0	0.0	0.0	
(Raska)	(Femal	0.0	0.0	0.0	0.0	0.0	0.0	0.0	0.0	9.5	10.3	
Rasinski	(Male)	0.0	0.0	0.0	0.0	0.0	0.0	0.0	0.0	24.9	39.9	
(Rasina)	(Femal	0.0	0.0	0.0	0.0	0.0	0.0	15.1	0.0	12.7	13.4	
Nišavski	(Male)	0.0	0.0	0.0	0.0	0.0	0.0	23.8	30.3	111.1	215.9	
(Nisava)	(Femal	0.0	0.0	0.0	0.0	0.0	0.0	0.0	15.6	39.9	89.7	
Toplički	(Male)	0.0	0.0	0.0	0.0	0.0	0.0	0.0	0.0	68.2	129.4	
(Toplica)	(Femal	0.0	0.0	0.0	0.0	0.0	0.0	0.0	0.0	35.7	34.5	
Pirotski	(Male)	0.0	0.0	0.0	0.0	0.0	0.0	0.0	0.0	34.2	0.0	
(Piroć)	(Femal	0.0	0.0	0.0	0.0	0.0	0.0	0.0	39.7	0.0	0.0	
Jablanički	(Male)	0.0	0.0	0.0	0.0	0.0	0.0	0.0	0.0	13.7	27.9	
(Jablanica)	(Femal	0.0	0.0	0.0	0.0	0.0	0.0	0.0	0.0	0.0	0.0	
Pčinjski	(Male)	0.0	0.0	0.0	0.0	0.0	0.0	14.0	0.0	43.3	55.3	
(Pcinj)	(Femal	0.0	0.0	0.0	0.0	0.0	0.0	0.0	0.0	14.6	28.3	

Tabela 12. Stope incidencije od nestabilne angine pektoris na 100.000 stanovnika prema regionima, okruzima i uzrastu, Srbija, 2015. godina

Table 12. Incidence rates of unstable angina by region, administrative district and age, Serbia, 2015

Region/ okrug (Region/District)	Uzrast (Age)									
	0-4	5-9	10-14	15-19	20-24	25-29	30-34	35-39	40-44	45-49
Srbija (Serbia)	0.0	0.0	0.0	0.8	2.2	2.6	5.5	12.4	29.5	54.4
Vojvodina (Vojvodina)	0.0	0.0	0.0	0.0	0.9	1.6	3.8	8.9	17.9	31.3
Centralna Srbija (Central Serbia)	0.0	0.0	0.0	1.1	2.6	3.0	6.2	13.6	33.7	63.0
Severnobački (North Backa)	0.0	0.0	0.0	0.0	9.5	8.5	23.8	52.2	57.4	90.2
Srednjobanatski (Middle Banat)	0.0	0.0	0.0	0.0	0.0	0.0	0.0	8.2	33.8	23.8
Severnobanatski (North Banat)	0.0	0.0	0.0	0.0	0.0	0.0	11.0	31.8	32.0	73.8
Južnobanatski (South Banat)	0.0	0.0	0.0	0.0	0.0	0.0	5.2	0.0	10.3	21.2
Zapadnobački (West Backa)	0.0	0.0	0.0	0.0	0.0	0.0	0.0	0.0	16.8	15.9
Južnobački (South Backa)	0.0	0.0	0.0	0.0	0.0	0.0	0.0	2.1	9.3	24.2
Sremski (Srem)	0.0	0.0	0.0	0.0	0.0	5.2	0.0	0.0	4.9	14.4
Grad Beograd (City of Belgrade)	0.0	0.0	0.0	3.9	5.4	6.9	8.2	23.9	58.2	101.4
Mačvanski (Macva)	0.0	0.0	0.0	0.0	0.0	0.0	11.1	15.6	10.3	40.5
Kolubarski (Kolubara)	0.0	0.0	0.0	0.0	0.0	0.0	0.0	9.3	9.1	35.1
Podunavski (Danube)	0.0	0.0	0.0	0.0	0.0	0.0	0.0	0.0	0.0	8.0
Braničevski (Branicevo)	0.0	0.0	0.0	0.0	0.0	0.0	0.0	9.0	0.0	17.6
Šumadijski (Sumadija)	0.0	0.0	0.0	0.0	0.0	0.0	0.0	0.0	0.0	0.0
Pomoravski (Morava)	0.0	0.0	0.0	0.0	0.0	0.0	24.2	0.0	22.1	60.9
Borski (Bor)	0.0	0.0	0.0	0.0	14.9	15.5	0.0	69.1	74.8	128.4
Zaječarski (Zajecar)	0.0	0.0	0.0	0.0	17.5	17.3	0.0	0.0	13.8	113.7
Zlatiborski (Zlatibor)	0.0	0.0	0.0	0.0	0.0	0.0	0.0	0.0	5.5	5.3
Moravički (Moravica)	0.0	0.0	0.0	0.0	8.6	0.0	7.9	7.4	29.4	59.3
Raški (Raska)	0.0	0.0	0.0	0.0	0.0	0.0	0.0	0.0	4.8	5.1
Rasinski (Rasina)	0.0	0.0	0.0	0.0	0.0	0.0	7.2	0.0	18.9	26.6
Nišavski (Nisava)	0.0	0.0	0.0	0.0	0.0	0.0	11.9	23.1	75.6	152.2
Toplički (Toplica)	0.0	0.0	0.0	0.0	0.0	0.0	0.0	0.0	52.3	83.5
Pirotski (Piroć)	0.0	0.0	0.0	0.0	0.0	0.0	0.0	18.9	17.6	0.0
Jablanički (Jablanica)	0.0	0.0	0.0	0.0	0.0	0.0	0.0	0.0	7.0	14.2
Pčinjski (Pcinj)	0.0	0.0	0.0	0.0	0.0	0.0	7.3	0.0	29.1	41.9

Tabela 12. (nastavak)

Table 12. (continued)

Uzrast (Age)						Incidencija (Incidence)											
						25-64			35-64			0-64			0-75+		
50-54	55-59	60-64	65-69	70-74	75+	CR	ASR-E	ASR-W	CR	ASR-E	ASR-W	CR	ASR-E	ASR-W	CR	ASR-E	ASR-W
84.7	135.1	181.7	251.7	305.5	405.6	66.4	57.4	51.6	85.8	76.6	73.2	45.9	34.4	25.2	99.3	66.1	45.2
41.9	83.7	106.5	119.0	140.7	119.0	38.6	33.4	30.1	49.8	44.5	42.5	26.6	20.0	14.6	44.0	31.5	22.4
101.3	154.6	207.9	299.7	362.4	498.4	76.7	66.3	59.5	99.1	88.4	84.5	53.0	39.8	29.2	119.4	78.2	53.3
97.5	300.4	315.8	366.4	256.1	292.3	123.7	107.3	96.9	156.9	140.1	133.9	86.4	64.7	47.7	126.6	91.6	66.3
44.2	122.8	96.1	74.5	172.7	63.4	44.5	37.5	33.2	57.3	51.0	48.1	30.6	22.3	16.0	42.0	30.6	21.9
100.7	115.3	216.9	382.1	176.2	343.2	78.2	66.4	60.5	99.1	88.3	85.7	54.1	39.6	29.3	103.8	69.5	49.1
4.9	36.3	17.4	43.4	67.1	37.0	12.4	11.2	10.2	15.4	14.3	13.8	8.6	6.7	4.9	15.4	11.2	8.0
73.4	72.5	123.5	79.5	210.5	141.6	41.8	33.9	29.9	53.5	46.0	43.5	29.3	20.2	14.5	50.7	33.1	22.9
28.9	46.7	86.1	86.4	132.7	82.8	24.1	21.9	19.8	32.6	29.8	28.7	16.5	13.1	9.6	29.3	22.4	15.8
17.5	36.8	53.9	41.1	58.8	72.0	17.9	14.8	13.5	22.5	19.2	18.3	12.4	8.8	6.5	20.7	14.1	9.9
157.8	241.8	329.4	502.2	711.3	1185.8	114.4	105.5	95.1	151.8	140.7	134.7	80.6	63.6	46.9	217.2	145.4	96.6
60.5	103.7	115.1	197.4	184.1	120.4	49.2	40.8	36.5	61.2	53.5	50.8	33.9	24.3	17.7	56.9	39.9	28.4
53.9	66.5	28.7	88.2	26.8	68.7	27.6	24.4	21.6	35.3	33.2	31.3	19.3	14.5	10.4	28.5	20.0	14.3
23.5	0.0	18.1	32.3	24.8	52.6	6.6	5.9	5.3	8.5	8.0	7.7	4.4	3.5	2.6	10.9	7.3	4.9
18.1	34.0	67.0	68.4	32.5	34.4	20.6	16.1	14.5	26.3	21.9	21.1	14.1	9.6	7.0	21.2	13.6	9.9
0.0	0.0	0.0	0.0	25.4	8.4	0.0	0.0	0.0	0.0	0.0	0.0	0.0	0.0	0.0	1.7	1.1	0.7
80.8	32.2	91.3	71.3	106.5	187.2	41.5	37.1	34.3	49.6	46.1	45.0	28.5	22.1	16.6	51.3	33.2	23.4
300.7	244.6	387.6	314.0	411.5	500.8	171.2	142.0	128.7	213.4	190.2	182.8	121.1	85.7	63.5	187.5	121.2	86.8
119.4	246.8	306.9	510.5	332.5	465.9	120.6	91.8	82.6	149.2	121.6	115.4	87.3	56.0	41.5	181.2	98.9	69.8
28.5	36.8	47.9	11.9	64.3	84.9	17.7	13.9	12.1	22.5	18.9	17.6	12.1	8.3	5.9	20.6	13.2	8.8
47.4	80.1	82.7	95.1	45.4	116.0	42.8	36.9	33.6	53.5	48.7	47.3	30.4	22.6	17.0	43.3	30.0	21.9
0.0	5.0	0.0	19.5	9.2	9.8	1.8	1.9	1.8	2.5	2.5	2.6	1.2	1.1	0.9	2.9	2.4	1.8
65.2	90.3	109.9	111.9	111.4	134.8	44.8	36.2	32.1	55.8	47.9	45.2	31.1	21.5	15.5	50.4	32.4	22.7
310.6	566.0	770.8	996.8	1139.0	883.9	251.0	212.5	188.4	328.1	286.7	271.1	174.3	126.6	91.2	339.6	222.0	155.1
149.9	183.6	133.1	255.5	260.6	108.8	80.9	71.1	62.9	103.3	96.6	91.3	53.9	42.3	30.4	83.5	60.1	43.4
0.0	73.9	94.3	80.2	0.0	201.1	29.3	22.1	19.8	37.3	30.0	28.8	20.9	13.2	9.6	44.3	23.0	15.3
26.6	20.9	0.0	7.7	61.6	16.7	8.9	8.7	7.6	11.4	11.8	11.1	6.0	5.2	3.7	9.6	7.4	5.2
22.3	122.1	160.7	186.0	204.3	173.1	46.0	42.3	38.0	61.0	56.1	53.8	29.1	25.2	18.4	51.7	42.9	30.3

Tabela 13. Stope incidencije od akutnog koronarnog sindroma na 100.000 stanovnika prema regionima, okruzima, uzrastu i polu, Srbija, 2015. godina

Table 13. Incidence rates of acute coronary syndrome by region, administrative district, age and sex, Serbia, 2015

Region/ okrug (Region/ District)	Pol (Sex)		Uzrast (Age)									
	M (Male)	Z (Female)	0-4	5-9	10-14	15-19	20-24	25-29	30-34	35-39	40-44	45-49
Srbija (Serbia)	M (Male)	0.0	0.0	0.0	1.1	9.8	7.8	24.5	73.9	185.4	337.2	
	Ž (Female)	0.0	0.0	0.0	1.7	3.5	3.6	7.1	20.6	50.1	102.5	
Vojvodina (Vojvodina)	M (Male)	0.0	0.0	0.0	0.0	3.5	4.7	27.7	87.3	192.9	282.7	
	Ž (Female)	0.0	0.0	0.0	0.0	0.0	3.4	1.6	16.8	30.1	120.0	
Centralna Srbija (Central Serbia)	M (Male)	0.0	0.0	0.0	1.5	12.2	8.9	23.3	68.8	182.6	357.7	
	Ž (Female)	0.0	0.0	0.0	2.3	4.7	3.7	9.1	22.0	57.1	96.0	
Severnobački (North Backa)	M (Male)	0.0	0.0	0.0	0.0	18.5	33.1	61.5	101.0	240.7	517.7	
	Ž (Female)	0.0	0.0	0.0	0.0	0.0	0.0	0.0	46.3	33.5	145.0	
Srednjobanatski (Middle Banat)	M (Male)	0.0	0.0	0.0	0.0	17.5	0.0	49.0	141.1	311.0	283.3	
	Ž (Female)	0.0	0.0	0.0	0.0	0.0	0.0	18.5	0.0	17.4	79.8	
Severnobanatski (North Banat)	M (Male)	0.0	0.0	0.0	0.0	0.0	0.0	82.4	142.3	288.3	355.2	
	Ž (Female)	0.0	0.0	0.0	0.0	0.0	24.7	0.0	22.1	44.2	276.8	
Južnobanatski (South Banat)	M (Male)	0.0	0.0	0.0	0.0	0.0	0.0	49.8	115.3	340.7	252.6	
	Ž (Female)	0.0	0.0	0.0	0.0	0.0	0.0	0.0	0.0	10.6	128.2	
Zapadnobački (West Backa)	M (Male)	0.0	0.0	0.0	0.0	0.0	0.0	0.0	47.9	65.5	224.5	
	Ž (Female)	0.0	0.0	0.0	0.0	0.0	0.0	0.0	34.9	69.2	79.1	
Južnobački (South Backa)	M (Male)	0.0	0.0	0.0	0.0	0.0	0.0	8.3	45.7	97.3	206.1	
	Ž (Female)	0.0	0.0	0.0	0.0	0.0	4.5	0.0	17.1	27.7	95.8	
Sremski (Srem)	M (Male)	0.0	0.0	0.0	0.0	0.0	9.8	9.1	109.9	181.9	326.2	
	Ž (Female)	0.0	0.0	0.0	0.0	0.0	0.0	0.0	10.0	30.0	124.7	
Grad Beograd (City of Belgrade)	M (Male)	0.0	0.0	0.0	5.1	21.6	17.9	27.6	85.6	244.0	406.7	
	Ž (Female)	0.0	0.0	0.0	2.7	6.5	8.3	10.1	27.7	55.2	125.9	
Mačvanski (Macva)	M (Male)	0.0	0.0	0.0	0.0	11.4	0.0	31.7	60.9	101.2	263.2	
	Ž (Female)	0.0	0.0	0.0	0.0	0.0	0.0	11.6	32.0	20.8	81.2	
Kolubarski (Kolubara)	M (Male)	0.0	0.0	0.0	0.0	0.0	0.0	18.1	71.9	125.1	265.2	
	Ž (Female)	0.0	0.0	0.0	0.0	0.0	0.0	0.0	38.3	18.7	52.3	
Podunavski (Danube)	M (Male)	0.0	0.0	0.0	0.0	32.0	0.0	0.0	14.9	74.5	175.1	
	Ž (Female)	0.0	0.0	0.0	0.0	0.0	0.0	0.0	16.0	15.8	32.2	
Braničevski (Branicevo)	M (Male)	0.0	0.0	0.0	0.0	0.0	0.0	0.0	35.5	16.4	209.9	
	Ž (Female)	0.0	0.0	0.0	0.0	0.0	0.0	0.0	0.0	50.7	17.7	
Šumadijski (Sumadija)	M (Male)	0.0	0.0	0.0	0.0	0.0	0.0	28.8	57.9	166.1	281.7	
	Ž (Female)	0.0	0.0	0.0	0.0	12.3	0.0	20.8	10.3	52.9	97.4	
Pomoravski (Morava)	M (Male)	0.0	0.0	0.0	0.0	0.0	0.0	46.9	88.8	119.4	232.1	
	Ž (Female)	0.0	0.0	0.0	0.0	0.0	0.0	16.7	0.0	14.6	134.9	
Borski (Bor)	M (Male)	0.0	0.0	0.0	0.0	27.6	0.0	0.0	105.3	49.2	652.2	
	Ž (Female)	0.0	0.0	0.0	0.0	32.1	33.2	0.0	87.4	227.6	177.1	
Zaječarski (Zajecar)	M (Male)	0.0	0.0	0.0	0.0	32.9	32.9	0.0	0.0	185.9	430.4	
	Ž (Female)	0.0	0.0	0.0	0.0	0.0	0.0	0.0	62.0	0.0	28.1	
Zlatiborski (Zlatibor)	M (Male)	0.0	0.0	0.0	0.0	0.0	0.0	0.0	0.0	87.7	214.7	
	Ž (Female)	0.0	0.0	0.0	0.0	0.0	0.0	0.0	0.0	22.4	62.7	
Moravički (Moravica)	M (Male)	0.0	0.0	0.0	0.0	33.6	15.7	15.1	42.9	207.8	377.3	
	Ž (Female)	0.0	0.0	0.0	0.0	17.6	0.0	0.0	30.3	72.8	131.3	
Raški (Raska)	M (Male)	0.0	0.0	0.0	0.0	0.0	0.0	37.5	92.4	154.9	324.5	
	Ž (Female)	0.0	0.0	0.0	0.0	0.0	0.0	19.1	9.4	124.0	71.8	
Rasinski (Rasina)	M (Male)	0.0	0.0	0.0	0.0	14.9	0.0	0.0	37.9	198.9	305.6	
	Ž (Female)	0.0	0.0	0.0	0.0	0.0	0.0	15.1	0.0	63.7	40.1	
Nišavski (Nisava)	M (Male)	0.0	0.0	0.0	0.0	0.0	8.4	31.8	113.6	317.6	531.4	
	Ž (Female)	0.0	0.0	0.0	0.0	0.0	0.0	0.0	31.2	71.9	146.8	
Toplički (Toplica)	M (Male)	0.0	0.0	0.0	0.0	34.6	0.0	38.8	35.9	102.3	258.8	
	Ž (Female)	0.0	0.0	0.0	0.0	0.0	0.0	44.8	0.0	35.7	69.0	
Pirotski (Piroć)	M (Male)	0.0	0.0	0.0	0.0	0.0	36.0	36.9	72.2	102.6	486.4	
	Ž (Female)	0.0	0.0	0.0	0.0	0.0	0.0	0.0	39.7	0.0	0.0	
Jablanički (Jablanica)	M (Male)	0.0	0.0	0.0	0.0	0.0	0.0	0.0	43.8	178.3	460.2	
	Ž (Female)	0.0	0.0	0.0	35.4	16.1	0.0	16.2	0.0	85.6	71.9	
Pčinjski (Pcinj)	M (Male)	0.0	0.0	0.0	0.0	0.0	13.0	41.9	73.6	187.7	359.3	
	Ž (Female)	0.0	0.0	0.0	0.0	0.0	0.0	0.0	15.4	73.2	70.6	

Tabela 14. Stope incidencije od akutnog koronarnog sindroma na 100.000 stanovnika prema regionima, okruzima, uzrastu i polu, Srbija, 2015. godina
 Table 14. Incidence rates of acute coronary syndrome by region, administrative district, age and sex, Serbia, 2015

Region/ okrug (Region/District)	Uzrast (Age)									
	0-4	5-9	10-14	15-19	20-24	25-29	30-34	35-39	40-44	45-49
Srbija (Serbia)	0.0	0.0	0.0	1.4	6.7	5.7	15.9	47.6	117.9	218.5
Vojvodina (Vojvodina)	0.0	0.0	0.0	0.0	1.8	4.1	15.1	53.2	112.9	201.1
Centralna Srbija (Central Serbia)	0.0	0.0	0.0	1.9	8.6	6.4	16.3	45.6	119.8	225.1
Severnobački (North Backa)	0.0	0.0	0.0	0.0	9.5	17.0	31.7	74.6	139.4	328.1
Srednjobanatski (Middle Banat)	0.0	0.0	0.0	0.0	9.1	0.0	34.7	74.2	168.9	182.3
Severnobanatski (North Banat)	0.0	0.0	0.0	0.0	0.0	11.6	44.0	84.7	170.5	316.4
Južnobanatski (South Banat)	0.0	0.0	0.0	0.0	0.0	0.0	25.8	59.9	179.9	190.9
Zapadnobački (West Backa)	0.0	0.0	0.0	0.0	0.0	0.0	0.0	41.7	67.3	151.4
Južnobački (South Backa)	0.0	0.0	0.0	0.0	0.0	2.3	4.1	31.6	62.5	150.3
Sremski (Srem)	0.0	0.0	0.0	0.0	0.0	5.2	4.9	62.3	107.6	225.5
Grad Beograd (City of Belgrade)	0.0	0.0	0.0	3.9	14.1	12.9	18.6	56.0	147.2	260.8
Mačvanski (Macva)	0.0	0.0	0.0	0.0	5.9	0.0	22.1	46.8	61.5	172.3
Kolubarski (Kolubara)	0.0	0.0	0.0	0.0	0.0	0.0	9.7	55.6	73.0	158.0
Podunavski (Danube)	0.0	0.0	0.0	0.0	16.7	0.0	0.0	15.4	46.0	104.1
Branicevski (Branicevo)	0.0	0.0	0.0	0.0	0.0	0.0	0.0	18.1	33.4	114.3
Šumadijski (Sumadija)	0.0	0.0	0.0	0.0	6.0	0.0	25.0	34.8	110.0	187.7
Pomoravski (Morava)	0.0	0.0	0.0	0.0	0.0	0.0	32.3	45.2	66.4	182.7
Borski (Bor)	0.0	0.0	0.0	0.0	29.7	15.5	0.0	96.8	137.2	411.0
Zaječarski (Zajecar)	0.0	0.0	0.0	0.0	17.5	17.3	0.0	29.3	96.6	227.3
Zlatiborski (Zlatibor)	0.0	0.0	0.0	0.0	0.0	0.0	0.0	0.0	55.4	137.7
Moravički (Moravica)	0.0	0.0	0.0	0.0	25.8	8.2	7.9	36.8	139.6	252.2
Raški (Raska)	0.0	0.0	0.0	0.0	0.0	0.0	28.4	51.3	139.3	198.9
Rasinski (Rasina)	0.0	0.0	0.0	0.0	7.7	0.0	7.2	19.4	132.2	173.2
Nišavski (Nisava)	0.0	0.0	0.0	0.0	0.0	4.3	15.9	73.0	195.1	337.3
Toplički (Toplica)	0.0	0.0	0.0	0.0	18.3	0.0	41.6	18.7	69.7	167.0
Pirotski (Pilot)	0.0	0.0	0.0	0.0	0.0	19.5	19.4	56.7	52.8	252.9
Jablanički (Jablanica)	0.0	0.0	0.0	17.1	7.7	0.0	7.9	22.4	132.8	269.1
Pčinjski (Pcinj)	0.0	0.0	0.0	0.0	0.0	6.9	21.9	45.2	130.9	216.6

Tabela 14. (nastavak)

Table 14. (continued)

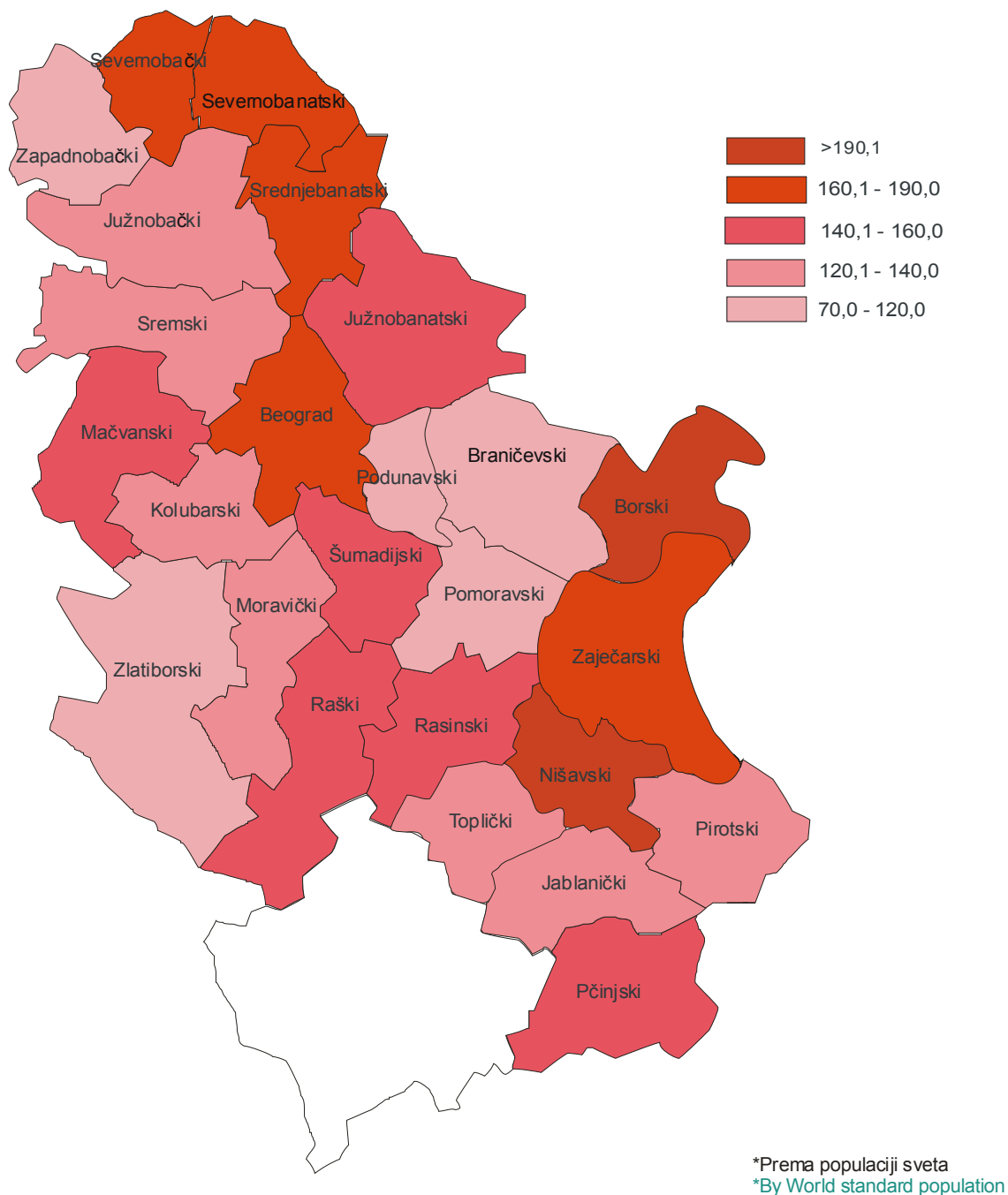
Uzrast (Age)						Incidenција (Incidence)											
						25-64			35-64			0-64			0-75+		
50-54	55-59	60-64	65-69	70-74	75+	CR	ASR-E	ASR-W	CR	ASR-E	ASR-W	CR	ASR-E	ASR-W	CR	ASR-E	ASR-W
328.2	467.9	627.9	798.0	969.2	1354.7	239.4	209.2	188.2	310.6	280.4	268.7	165.2	125.2	91.8	336.6	226.6	155.8
322.0	444.4	595.3	779.2	838.0	1051.4	227.3	200.0	179.9	295.6	268.4	257.1	156.8	119.2	87.2	290.8	204.5	142.2
330.7	476.9	639.3	804.8	1014.5	1452.9	243.9	212.5	191.3	316.2	284.8	272.9	168.3	127.4	93.5	353.2	234.1	160.4
284.9	629.4	760.8	1245.6	768.2	1213.1	294.9	258.7	234.7	378.2	342.8	330.2	205.0	154.8	114.4	369.4	259.2	183.4
427.7	527.3	652.3	761.8	1036.3	1233.2	278.8	238.5	213.7	353.9	317.9	303.5	192.5	142.7	104.2	347.4	237.9	165.2
412.1	496.8	740.9	1059.0	880.9	1156.0	305.2	263.4	239.9	384.9	348.0	336.8	211.2	156.8	116.1	372.1	254.6	180.5
301.6	403.3	494.7	787.2	938.7	1254.7	219.1	192.4	174.2	280.5	256.9	247.9	150.7	114.6	84.3	308.1	211.8	145.9
286.2	340.6	535.0	675.5	767.6	907.7	194.9	161.2	144.3	249.8	219.1	209.5	136.6	96.0	69.8	269.4	171.8	118.7
327.4	439.2	600.2	660.8	844.9	912.7	197.4	182.7	162.3	266.0	247.1	234.2	134.9	108.8	78.5	244.8	185.1	128.0
267.3	372.1	522.0	673.8	672.2	956.7	208.7	180.2	163.5	269.5	243.1	235.0	144.8	107.3	79.1	262.1	180.9	126.3
378.4	515.8	673.5	889.5	1220.8	2000.8	253.3	237.3	214.4	336.4	316.9	304.3	178.3	142.8	105.3	404.6	279.3	189.1
302.4	436.2	567.4	874.2	996.1	1453.3	223.4	182.8	163.2	281.8	244.5	232.6	154.3	109.4	79.5	334.7	220.3	149.1
300.4	457.8	531.1	549.1	763.0	1354.4	221.0	180.7	160.8	281.3	243.9	231.5	154.5	107.6	77.8	319.7	194.8	131.2
258.6	372.7	465.6	573.8	633.3	934.3	174.1	142.1	125.3	225.4	193.2	181.9	119.5	86.0	62.1	234.3	155.8	106.3
99.8	238.3	335.0	387.4	564.1	676.7	117.2	93.6	84.1	149.8	127.3	122.1	80.0	55.8	40.7	188.1	109.1	74.3
307.2	498.2	630.7	833.9	1068.4	1159.7	244.8	203.7	182.2	316.2	272.3	259.6	171.2	121.8	88.7	330.8	220.2	152.0
198.2	167.6	382.2	413.8	494.0	561.7	147.0	124.4	114.4	183.5	163.2	159.9	101.0	74.1	55.4	188.4	119.7	85.0
589.4	627.5	978.7	852.3	1205.0	1511.6	404.7	328.4	297.0	507.1	443.6	427.2	285.8	197.9	146.3	495.0	306.9	215.9
384.9	564.2	728.9	1140.6	1052.8	1458.9	299.8	232.4	207.9	374.1	312.7	297.3	215.3	139.8	102.1	487.9	260.0	179.4
204.4	299.4	448.3	380.9	667.0	993.8	161.6	128.7	114.9	206.2	174.9	166.8	110.6	76.6	55.6	227.4	143.2	96.4
237.2	375.8	485.2	657.6	658.0	842.6	213.0	178.4	162.6	269.5	239.5	232.3	150.3	108.3	80.9	269.9	176.1	125.0
311.3	390.7	531.9	714.2	848.1	1332.6	205.0	190.7	172.3	269.3	254.1	244.6	128.5	113.6	83.4	263.5	208.4	142.6
384.6	468.6	664.2	696.2	724.0	1150.1	261.1	210.3	187.7	329.9	284.6	271.0	181.8	125.9	91.5	335.3	207.6	143.4
559.8	896.1	1260.7	1521.9	1917.1	2223.4	437.0	377.0	337.5	571.4	508.7	485.8	303.5	224.5	163.3	636.0	407.1	280.4
266.4	467.3	547.3	937.0	933.8	1003.4	214.3	178.9	159.4	267.9	235.7	223.3	144.2	108.0	78.7	320.3	201.7	140.0
218.2	473.0	646.9	593.7	767.8	965.2	244.9	196.4	178.2	306.7	259.9	249.9	174.4	117.0	86.2	325.8	189.5	132.7
305.9	487.5	501.7	660.4	862.5	989.2	228.8	200.0	179.5	294.1	270.4	259.1	156.5	121.1	89.2	293.5	199.6	139.8
215.6	465.4	650.7	744.0	830.8	1393.4	211.7	198.2	179.7	281.3	264.2	254.8	133.7	118.0	86.9	264.5	215.5	147.6

IVe Standardizovane stope incidencije od infarkta miokarda, nestabilne angine pektoris i akutnog koronarnog sindroma po okruzima u Srbiji, 2015. godina

IVe Standardized incidence rates of myocardial infarction, unstable angina and acute coronary syndrome by administrative districts, Serbia, 2015

Slika 5. Standardizovane stope incidencije* od akutnog koronarnog sindroma na 100.000 stanovnika po okruzima, Srbija, 2015. godina

Figure 5. Age-standardized incidence rates* of acute coronary syndroma per 100.000 population by administrative districts, Serbia, 2015



IVf Broj umrlih od infarkta miokarda, nestabilne angine pektoris i akutnog koronarnog sindroma u Srbiji, 2015. godina

IVf Number of deaths of myocardial infarction, unstable angina and acute coronary syndrome in Serbia, 2015

Tabela 15. (nastavak)

Table 15. (continued)

Uzrast (Age)						Ukupan broj i učešće (Total number and proportion)							
						25-64		35-64		0-64		0-75+	
50-54	55-59	60-64	65-69	70-74	75+	Broj	%	Broj	%	Broj	%	Broj	%
170	243	449	415	377	998	1043	100%	1035	100%	1047	100%	2837	100%
34	75	158	191	235	1177	314	100%	310	100%	314	100%	1917	100%
65	72	116	132	97	209	291	27.9%	289	27.9%	291	27.8%	729	25.7%
14	16	44	49	63	261	84	26.8%	82	26.5%	84	26.8%	457	23.8%
105	171	333	283	280	789	752	72.1%	746	72.1%	756	72.2%	2108	74.3%
20	59	114	142	172	916	230	73.2%	228	73.5%	230	73.2%	1460	76.2%
10	4	10	10	10	18	31	3%	29	3%	31	3%	69	2%
1	1	5	5	6	20	7	2%	7	2%	7	2%	38	2%
9	8	10	13	11	24	31	3%	31	3%	31	3%	79	3%
2	0	5	4	10	21	7	2%	7	2%	7	2%	42	2%
9	8	13	18	11	13	37	4%	37	4%	37	4%	79	3%
2	1	1	3	8	22	7	2%	7	2%	7	2%	40	2%
8	7	13	18	14	24	33	3%	33	3%	33	3%	89	3%
1	2	9	8	8	45	14	4%	14	5%	14	4%	75	4%
2	6	9	14	7	32	20	2%	20	2%	20	2%	73	3%
1	1	0	6	6	29	2	1%	2	1%	2	1%	43	2%
21	23	35	39	29	65	83	8%	83	8%	83	8%	216	8%
5	9	14	15	16	82	31	10%	29	9%	31	10%	144	8%
6	16	26	20	15	33	56	5%	56	5%	56	5%	124	4%
2	2	10	8	9	42	16	5%	16	5%	16	5%	75	4%
28	33	88	63	65	232	188	18%	186	18%	188	18%	548	19%
6	15	27	44	40	294	60	19%	60	19%	60	19%	438	23%
10	14	26	20	20	43	60	6%	60	6%	60	6%	143	5%
1	3	8	5	13	37	12	4%	12	4%	12	4%	67	3%
4	9	10	7	10	40	29	3%	29	3%	29	3%	86	3%
1	1	6	4	11	50	8	3%	8	3%	8	3%	73	4%
7	8	11	13	9	17	29	3%	29	3%	29	3%	68	2%
1	4	5	2	6	22	10	3%	10	3%	10	3%	40	2%
1	7	14	14	14	19	24	2%	24	2%	24	2%	71	3%
0	1	6	3	10	39	8	3%	8	3%	8	3%	60	3%
4	9	14	14	12	26	32	3%	32	3%	32	3%	84	3%
0	4	5	4	3	44	10	3%	10	3%	10	3%	61	3%
0	4	10	9	0	10	17	2%	17	2%	17	2%	36	1%
0	2	2	2	4	14	7	2%	7	2%	7	2%	27	1%
2	9	11	14	5	31	25	2%	25	2%	26	2%	76	3%
2	1	2	4	6	25	7	2%	7	2%	7	2%	42	2%
3	7	10	5	13	17	26	2%	26	3%	26	2%	61	2%
1	1	1	6	4	20	5	2%	5	2%	5	2%	35	2%
5	12	28	16	27	63	52	5%	52	5%	52	5%	158	6%
0	2	18	9	14	69	24	8%	24	8%	24	8%	116	6%
2	2	4	4	6	9	10	1%	9	1%	11	1%	30	1%
0	3	1	3	6	11	5	2%	4	1%	5	2%	25	1%
11	17	29	28	22	99	73	7%	71	7%	73	7%	222	8%
4	8	5	15	13	83	21	7%	20	6%	21	7%	132	7%
6	6	18	10	5	19	34	3%	34	3%	35	3%	69	2%
1	4	3	5	5	35	8	3%	8	3%	8	3%	53	3%
5	7	19	19	25	66	41	4%	41	4%	41	4%	151	5%
1	3	8	7	15	64	16	5%	16	5%	16	5%	102	5%
3	6	6	9	5	13	18	2%	18	2%	19	2%	46	2%
0	1	2	5	4	10	3	1%	3	1%	3	1%	22	1%
4	5	8	9	11	9	19	2%	19	2%	19	2%	48	2%
0	1	5	3	2	8	7	2%	7	2%	7	2%	20	1%
7	5	12	17	20	44	32	3%	32	3%	32	3%	113	4%
0	2	6	12	12	61	9	3%	9	3%	9	3%	94	5%
3	11	15	12	11	32	43	4%	42	4%	43	4%	98	3%
2	3	4	9	4	30	10	3%	10	3%	10	3%	53	3%

Tabela 16. Broj umrlih od infarkta miokarda prema regionima, okruzima i uzrastu, Srbija, 2015. godina

Table 16. Number of death caused by myocardial infarction by region, administrative district and age, Serbia, 2015

Region/ okrug (Region/District)	Uzrast (Age)									
	0-4	5-9	10-14	15-19	20-24	25-29	30-34	35-39	40-44	45-49
Srbija (Serbia)	0	0	0	0	4	6	6	27	57	132
Vojvodina (Vojvodina)	0	0	0	0	0	2	2	11	11	22
Centralna Srbija (Central Serbia)	0	0	0	0	4	4	4	16	46	110
Severnobački (North Backa)	0	0	0	0	0	1	1	0	2	3
Srednjobanatski (Middle Banat)	0	0	0	0	0	0	0	2	0	2
Severnobanatski (North Banat)	0	0	0	0	0	0	0	2	3	5
Južnobanatski (South Banat)	0	0	0	0	0	0	0	2	1	4
Zapadnobački (West Backa)	0	0	0	0	0	0	0	1	0	2
Južnobački (South Backa)	0	0	0	0	0	1	1	2	2	1
Sremski (Srem)	0	0	0	0	0	0	0	2	3	5
Grad Beograd (City of Belgrade)	0	0	0	0	0	2	0	6	16	27
Mačvanski (Macva)	0	0	0	0	0	0	0	1	3	6
Kolubarski (Kolubara)	0	0	0	0	0	0	0	0	1	5
Podunavski (Danube)	0	0	0	0	0	0	0	0	1	2
Braničevski (Branicevo)	0	0	0	0	0	0	0	0	1	2
Šumadijski (Sumadija)	0	0	0	0	0	0	0	0	2	4
Pomoravski (Morava)	0	0	0	0	0	0	0	1	0	5
Borski (Bor)	0	0	0	0	1	0	0	1	1	3
Zaječarski (Zajecar)	0	0	0	0	0	0	0	1	3	4
Zlatiborski (Zlatibor)	0	0	0	0	0	0	0	0	1	10
Moravički (Moravica)	0	0	0	0	1	2	0	0	1	0
Raški (Raska)	0	0	0	0	0	0	3	1	4	12
Rasinski (Rasina)	0	0	0	0	1	0	0	0	1	3
Nišavski (Nisava)	0	0	0	0	0	0	0	3	1	10
Toplički (Toplica)	0	0	0	0	1	0	0	1	1	1
Pirotski (Pilot)	0	0	0	0	0	0	0	0	0	3
Jablanički (Jablanica)	0	0	0	0	0	0	0	0	4	5
Pčinjski (Pcinj)	0	0	0	0	0	0	1	1	5	8

Tabela 16. (nastavak)

Table 16. (continued)

Uzrast (Age)						Ukupan broj i učešće (Total number and proportion)							
						25-64		35-64		0-64		0-75+	
50-54	55-59	60-64	65-69	70-74	75+	Broj	%	Broj	%	Broj	%	Broj	%
204	318	607	606	612	2175	1357	100%	1345	100%	1361	100%	4754	100%
79	88	160	181	160	470	375	27.6%	371	27.6%	375	27.6%	1186	24.9%
125	230	447	425	452	1705	982	72.4%	974	72.4%	986	72.4%	3568	75.1%
11	5	15	15	16	38	38	3%	36	3%	38	3%	107	2%
11	8	15	17	21	45	38	3%	38	3%	38	3%	121	3%
11	9	14	21	19	35	44	3%	44	3%	44	3%	119	3%
9	9	22	26	22	69	47	3%	47	3%	47	3%	164	3%
3	7	9	20	13	61	22	2%	22	2%	22	2%	116	2%
26	32	49	54	45	147	114	8%	112	8%	114	8%	360	8%
8	18	36	28	24	75	72	5%	72	5%	72	5%	199	4%
34	48	115	107	105	526	248	18%	246	18%	248	18%	986	21%
11	17	34	25	33	80	72	5%	72	5%	72	5%	210	4%
5	10	16	11	21	90	37	3%	37	3%	37	3%	159	3%
8	12	16	15	15	39	39	3%	39	3%	39	3%	108	2%
1	8	20	17	24	58	32	2%	32	2%	32	2%	131	3%
4	13	19	18	15	70	42	3%	42	3%	42	3%	145	3%
0	6	12	11	4	24	24	2%	24	2%	24	2%	63	1%
4	10	13	18	11	56	32	2%	32	2%	33	2%	118	2%
4	8	11	11	17	37	31	2%	31	2%	31	2%	96	2%
5	14	46	25	41	132	76	6%	76	6%	76	6%	274	6%
2	5	5	7	12	20	15	1%	13	1%	16	1%	55	1%
15	25	34	43	35	182	94	7%	91	7%	94	7%	354	7%
7	10	21	15	10	54	42	3%	42	3%	43	3%	122	3%
6	10	27	26	40	130	57	4%	57	4%	57	4%	253	5%
3	7	8	14	9	23	21	2%	21	2%	22	2%	68	1%
4	6	13	12	13	17	26	2%	26	2%	26	2%	68	1%
7	7	18	29	32	105	41	3%	41	3%	41	3%	207	4%
5	14	19	21	15	62	53	4%	52	4%	53	4%	151	3%

Tabela 17. (nastavak)

Table 17. (continued)

Uzrast (Age)						Ukupan broj i učešće (Total number and proportion)							
						25-64		35-64		0-64		0-75+	
50-54	55-59	60-64	65-69	70-74	75+	Broj	%	Broj	%	Broj	%	Broj	%
2	3	4	3	6	34	10	100%	10	100%	10	100%	53	100%
0	0	2	2	4	37	2	100%	2	100%	2	100%	45	100%
2	2	0	0	1	4	4	40.0%	4	40.0%	4	40.0%	9	17.0%
0	0	0	0	1	10	0	0.0%	0	0.0%	0	0.0%	11	24.4%
0	1	4	3	5	30	6	60.0%	6	60.0%	6	60.0%	44	83.0%
0	0	2	2	3	27	2	100.0%	2	100.0%	2	100.0%	34	75.6%
1	0	0	0	0	1	1	10%	1	10%	1	10%	2	4%
0	0	0	0	0	0	0	0%	0	0%	0	0%	0	0%
0	0	0	0	0	0	0	0%	0	0%	0	0%	0	0%
0	0	0	0	0	0	0	0%	0	0%	0	0%	0	0%
0	1	0	0	0	0	1	10%	1	10%	1	10%	1	2%
0	0	0	0	0	1	0	0%	0	0%	0	0%	1	2%
0	1	0	0	0	1	1	10%	1	10%	1	10%	2	4%
0	0	0	0	0	2	0	0%	0	0%	0	0%	2	4%
0	0	0	0	0	2	0	0%	0	0%	0	0%	2	4%
0	0	0	0	0	1	0	0%	0	0%	0	0%	1	2%
0	0	0	0	1	0	0	0%	0	0%	0	0%	1	2%
0	0	0	0	0	3	0	0%	0	0%	0	0%	3	7%
1	0	0	0	0	0	1	10%	1	10%	1	10%	1	2%
0	0	0	0	1	3	0	0%	0	0%	0	0%	4	9%
0	0	0	1	2	9	0	0%	0	0%	0	0%	12	23%
0	0	0	0	1	12	0	0%	0	0%	0	0%	13	29%
0	0	0	0	1	1	0	0%	0	0%	0	0%	2	4%
0	0	0	0	0	7	0	0%	0	0%	0	0%	7	16%
0	0	0	0	0	0	0	0%	0	0%	0	0%	0	0%
0	0	0	0	0	0	0	0%	0	0%	0	0%	0	0%
0	0	0	0	0	3	0	0%	0	0%	0	0%	3	6%
0	0	0	0	0	1	0	0%	0	0%	0	0%	1	2%
0	1	0	0	0	2	1	10%	1	10%	1	10%	3	6%
0	0	0	0	0	1	0	0%	0	0%	0	0%	1	2%
0	0	0	0	0	0	0	0%	0	0%	0	0%	0	0%
0	0	0	0	0	0	0	0%	0	0%	0	0%	0	0%
0	0	1	1	0	1	2	20%	2	20%	2	20%	4	8%
0	0	0	0	0	1	0	0%	0	0%	0	0%	1	2%
0	0	2	0	1	8	2	20%	2	20%	2	20%	11	21%
0	0	0	1	2	3	0	0%	0	0%	0	0%	6	13%
0	0	0	0	0	1	0	0%	0	0%	0	0%	1	2%
0	0	0	1	0	0	0	0%	0	0%	0	0%	1	2%
0	0	0	0	0	0	0	0%	0	0%	0	0%	0	0%
0	0	0	0	0	0	0	0%	0	0%	0	0%	0	0%
0	0	0	0	0	1	0	0%	0	0%	0	0%	1	2%
0	0	0	0	0	0	0	0%	0	0%	0	0%	0	0%
0	0	0	0	0	0	0	0%	0	0%	0	0%	0	0%
0	0	0	0	0	0	0	0%	0	0%	0	0%	0	0%
0	0	0	0	0	0	0	0%	0	0%	0	0%	0	0%
0	0	2	0	0	0	2	100%	2	100%	2	100%	2	4%
0	0	0	0	0	3	0	0%	0	0%	0	0%	3	6%
0	0	0	0	0	1	0	0%	0	0%	0	0%	1	2%
0	0	1	0	0	0	1	10%	1	10%	1	10%	1	2%
0	0	0	0	0	0	0	0%	0	0%	0	0%	0	0%
0	0	0	1	0	1	0	0%	0	0%	0	0%	2	4%
0	0	0	0	0	0	0	0%	0	0%	0	0%	0	0%
0	0	0	0	0	1	0	0%	0	0%	0	0%	1	2%
0	0	0	0	0	0	0	0%	0	0%	0	0%	0	0%
0	0	0	0	0	0	0	0%	0	0%	0	0%	0	0%
0	0	0	0	0	0	0	0%	0	0%	0	0%	0	0%
0	0	0	0	0	0	0	0%	0	0%	0	0%	0	0%
0	0	0	0	0	0	0	0%	0	0%	0	0%	0	0%

Tabela 18. (nastavak)

Table 18. (continued)

Uzrast (Age)						Ukupan broj i učešće (Total number and proportion)							
						25-64		35-64		0-64		0-75+	
50-54	55-59	60-64	65-69	70-74	75+	Broj	%	Broj	%	Broj	%	Broj	%
2	3	6	5	10	71	12	100%	12	100%	12	100%	98	100%
2	2	0	0	2	14	4	33.3%	4	33.3%	4	33.3%	20	20.4%
0	1	6	5	8	57	8	66.7%	8	66.7%	8	66.7%	78	79.6%
1	0	0	0	0	1	1	8%	1	8%	1	8%	2	2%
0	0	0	0	0	0	0	0%	0	0%	0	0%	0	0%
0	1	0	0	0	1	1	8%	1	8%	1	8%	2	2%
0	1	0	0	0	3	1	8%	1	8%	1	8%	4	4%
0	0	0	0	0	3	0	0%	0	0%	0	0%	3	3%
0	0	0	0	1	3	0	0%	0	0%	0	0%	4	4%
1	0	0	0	1	3	1	8%	1	8%	1	8%	5	5%
0	0	0	1	3	21	0	0%	0	0%	0	0%	25	26%
0	0	0	0	1	8	0	0%	0	0%	0	0%	9	9%
0	0	0	0	0	0	0	0%	0	0%	0	0%	0	0%
0	0	0	0	0	4	0	0%	0	0%	0	0%	4	4%
0	1	0	0	0	3	1	8%	1	8%	1	8%	4	4%
0	0	0	0	0	0	0	0%	0	0%	0	0%	0	0%
0	0	1	1	0	2	2	17%	2	17%	2	17%	5	5%
0	0	2	1	3	11	2	17%	2	17%	2	17%	17	17%
0	0	0	1	0	1	0	0%	0	0%	0	0%	2	2%
0	0	0	0	1	0	0	0%	0	0%	0	0%	1	1%
0	0	0	0	0	1	0	0%	0	0%	0	0%	1	1%
0	0	0	0	0	0	0	0%	0	0%	0	0%	0	0%
0	0	2	0	0	0	2	17%	2	17%	2	17%	2	2%
0	0	0	0	0	4	0	0%	0	0%	0	0%	4	4%
0	0	1	0	0	0	1	8%	1	8%	1	8%	1	1%
0	0	0	1	0	1	0	0%	0	0%	0	0%	2	2%
0	0	0	0	0	1	0	0%	0	0%	0	0%	1	1%
0	0	0	0	0	0	0	0%	0	0%	0	0%	0	0%

Tabela 19. (nastavak)

Table 19. (continued)

Uzrast (Age)						Ukupan broj i učešće (Total number and proportion)							
						25-64		35-64		0-64		0-75+	
50-54	55-59	60-64	65-69	70-74	75+	Broj	%	Broj	%	Broj	%	Broj	%
172	246	453	418	383	1032	1053	100%	1045	100%	1057	100%	2890	100%
34	75	160	193	239	1214	316	100%	312	100%	316	100%	1962	100%
67	74	116	132	98	213	295	28.0%	293	28.0%	295	27.9%	738	25.5%
14	16	44	49	64	271	84	26.6%	82	26.3%	84	26.6%	468	23.9%
105	172	337	286	285	819	758	72.0%	752	72.0%	762	72.1%	2152	74.5%
20	59	116	144	175	943	232	73.4%	230	73.7%	232	73.4%	1494	76.1%
11	4	10	10	10	19	32	3%	30	3%	32	3%	71	2%
1	1	5	5	6	20	7	2%	7	2%	7	2%	38	2%
9	8	10	13	11	24	31	3%	31	3%	31	3%	79	3%
2	0	5	4	10	21	7	2%	7	2%	7	2%	42	2%
9	9	13	18	11	13	38	4%	38	4%	38	4%	80	3%
2	1	1	3	8	23	7	2%	7	2%	7	2%	41	2%
8	8	13	18	14	25	34	3%	34	3%	34	3%	91	3%
1	2	9	8	8	47	14	4%	14	4%	14	4%	77	4%
2	6	9	14	7	34	20	2%	20	2%	20	2%	75	3%
1	1	0	6	6	30	2	1%	2	1%	2	1%	44	2%
21	23	35	39	30	65	83	8%	83	8%	83	8%	217	8%
5	9	14	15	16	85	31	10%	29	9%	31	10%	147	7%
7	16	26	20	15	33	57	5%	57	5%	57	5%	125	4%
2	2	10	8	10	45	16	5%	16	5%	16	5%	79	4%
28	33	88	64	67	241	188	18%	186	18%	188	18%	560	19%
6	15	27	44	41	306	60	19%	60	19%	60	19%	451	23%
10	14	26	20	21	44	60	6%	60	6%	60	6%	145	5%
1	3	8	5	13	44	12	4%	12	4%	12	4%	74	4%
4	9	10	7	10	40	29	3%	29	3%	29	3%	86	3%
1	1	6	4	11	50	8	3%	8	3%	8	3%	73	4%
7	8	11	13	9	20	29	3%	29	3%	29	3%	71	2%
1	4	5	2	6	23	10	3%	10	3%	10	3%	41	2%
1	8	14	14	14	21	25	2%	25	2%	25	2%	74	3%
0	1	6	3	10	40	8	3%	8	3%	8	3%	61	3%
4	9	14	14	12	26	32	3%	32	3%	32	3%	84	3%
0	4	5	4	3	44	10	3%	10	3%	10	3%	61	3%
0	4	11	10	0	11	19	2%	19	2%	19	2%	40	1%
0	2	2	2	4	15	7	2%	7	2%	7	2%	28	1%
2	9	13	14	6	39	27	3%	27	3%	28	3%	87	3%
2	1	2	5	8	28	7	2%	7	2%	7	2%	48	2%
3	7	10	5	13	18	26	2%	26	2%	26	2%	62	2%
1	1	1	7	4	20	5	2%	5	2%	5	2%	36	2%
5	12	28	16	28	63	52	5%	52	5%	52	5%	159	6%
0	2	18	9	14	69	24	8%	24	8%	24	8%	116	6%
2	2	4	4	6	9	10	1%	9	1%	11	1%	30	1%
0	3	1	3	6	12	5	2%	4	1%	5	2%	26	1%
11	17	29	28	22	99	73	7%	71	7%	73	7%	222	8%
4	8	5	15	13	83	21	7%	20	6%	21	7%	132	7%
6	6	18	10	5	19	34	3%	34	3%	35	3%	69	2%
1	4	5	5	5	35	10	3%	10	3%	10	3%	55	3%
5	7	19	19	25	69	41	4%	41	4%	41	4%	154	5%
1	3	8	7	15	65	16	5%	16	5%	16	5%	103	5%
3	6	7	9	5	13	19	2%	19	2%	20	2%	47	2%
0	1	2	5	4	10	3	1%	3	1%	3	1%	22	1%
4	5	8	10	11	10	19	2%	19	2%	19	2%	50	2%
0	1	5	3	2	8	7	2%	7	2%	7	2%	20	1%
7	5	12	17	20	45	32	3%	32	3%	32	3%	114	4%
0	2	6	12	12	61	9	3%	9	3%	9	3%	94	5%
3	11	15	12	11	32	43	4%	42	4%	43	4%	98	3%
2	3	4	9	4	30	10	3%	10	3%	10	3%	53	3%

Tabela 20. Broj umrlih od akutnog koronarnog sindroma prema regionima, okruzima i uzrastu, Srbija, 2015. godina

Table 20. Number of death caused by acute coronary syndrome by region, administrative district and age, Serbia, 2015

Region/ okrug (Region/District)	Uzrast (Age)									
	0-4	5-9	10-14	15-19	20-24	25-29	30-34	35-39	40-44	45-49
Srbija (Serbia)	0	0	0	0	4	6	6	27	57	133
Vojvodina	0	0	0	0	0	2	2	11	11	22
Centralna Srbija (Central Serbia)	0	0	0	0	4	4	4	16	46	111
Severnobački (North Backa)	0	0	0	0	0	1	1	0	2	3
Srednjobanatski (Middle Banat)	0	0	0	0	0	0	0	2	0	2
Severnobanatski (North Banat)	0	0	0	0	0	0	0	2	3	5
Južnobanatski (South Banat)	0	0	0	0	0	0	0	2	1	4
Zapadnobački (West Backa)	0	0	0	0	0	0	0	1	0	2
Južnobački (South Backa)	0	0	0	0	0	1	1	2	2	1
Sremski (Srem)	0	0	0	0	0	0	0	2	3	5
Grad Beograd (City of Belgrade)	0	0	0	0	0	2	0	6	16	27
Mačvanski (Macva)	0	0	0	0	0	0	0	1	3	6
Kolubarski (Kolubara)	0	0	0	0	0	0	0	0	1	5
Podunavski (Danube)	0	0	0	0	0	0	0	0	1	2
Braničevski (Branicevo)	0	0	0	0	0	0	0	0	1	2
Šumadijski (Sumadija)	0	0	0	0	0	0	0	0	2	4
Pomoravski (Morava)	0	0	0	0	0	0	0	1	0	6
Borski (Bor)	0	0	0	0	1	0	0	1	1	3
Zaječarski (Zajecar)	0	0	0	0	0	0	0	1	3	4
Zlatiborski (Zlatibor)	0	0	0	0	0	0	0	0	1	10
Moravički (Moravica)	0	0	0	0	1	2	0	0	1	0
Raški (Raska)	0	0	0	0	0	0	3	1	4	12
Rasinski (Rasina)	0	0	0	0	1	0	0	0	1	3
Nišavski (Nisava)	0	0	0	0	0	0	0	3	1	10
Toplički (Toplica)	0	0	0	0	1	0	0	1	1	1
Pirotski (Pilot)	0	0	0	0	0	0	0	0	0	3
Jablanički (Jablanica)	0	0	0	0	0	0	0	0	4	5
Pčinjski (Pcinj)	0	0	0	0	0	0	1	1	5	8

Tabela 20. (nastavak)

Table 20. (continued)

Uzrast (Age)						Ukupan broj i učešće (Total number and proportion)							
						25-64		35-64		0-64		0-75+	
50-54	55-59	60-64	65-69	70-74	75+	Broj	%	Broj	%	Broj	%	Broj	%
206	321	613	611	622	2246	1369	100%	1357	100%	1373	100%	4852	100%
81	90	160	181	162	484	379	27.7%	375	27.6%	379	27.6%	1206	24.9%
125	231	453	430	460	1762	990	72.3%	982	72.4%	994	72.4%	3646	75.1%
12	5	15	15	16	39	39	3%	37	3%	39	3%	109	2%
11	8	15	17	21	45	38	3%	38	3%	38	3%	121	2%
11	10	14	21	19	36	45	3%	45	3%	45	3%	121	2%
9	10	22	26	22	72	48	4%	48	4%	48	3%	168	3%
3	7	9	20	13	64	22	2%	22	2%	22	2%	119	2%
26	32	49	54	46	150	114	8%	112	8%	114	8%	364	8%
9	18	36	28	25	78	73	5%	73	5%	73	5%	204	4%
34	48	115	108	108	547	248	18%	246	18%	248	18%	1011	21%
11	17	34	25	34	88	72	5%	72	5%	72	5%	219	5%
5	10	16	11	21	90	37	3%	37	3%	37	3%	159	3%
8	12	16	15	15	43	39	3%	39	3%	39	3%	112	2%
1	9	20	17	24	61	33	2%	33	2%	33	2%	135	3%
4	13	19	18	15	70	42	3%	42	3%	42	3%	145	3%
0	6	13	12	4	26	26	2%	26	2%	26	2%	68	1%
4	10	15	19	14	67	34	2%	34	3%	35	3%	135	3%
4	8	11	12	17	38	31	2%	31	2%	31	2%	98	2%
5	14	46	25	42	132	76	6%	76	6%	76	6%	275	6%
2	5	5	7	12	21	15	1%	13	1%	16	1%	56	1%
15	25	34	43	35	182	94	7%	91	7%	94	7%	354	7%
7	10	23	15	10	54	44	3%	44	3%	45	3%	124	3%
6	10	27	26	40	134	57	4%	57	4%	57	4%	257	5%
3	7	9	14	9	23	22	2%	22	2%	23	2%	69	1%
4	6	13	13	13	18	26	2%	26	2%	26	2%	70	1%
7	7	18	29	32	106	41	3%	41	3%	41	3%	208	4%
5	14	19	21	15	62	53	4%	52	4%	53	4%	151	3%

IVg Stope mortaliteta od infarkta miokarda, nestabilne angine pektoris i akutnog koronarnog sindroma u Srbiji, 2015. godina

IVg Mortality rates of myocardial infarction, unstable angina and acute coronary syndrome, Serbia, 2015

Tabela 21. (nastavak)

Table 21. (continued)

Uzrast (Age)							Mortalitet (Mortality)											
							25-64			35-64			0-64			0-75+		
50-54	55-59	60-64	65-69	70-74	75+	CR	ASR-E	ASR-W	CR	ASR-E	ASR-W	CR	ASR-E	ASR-W	CR	ASR-E	ASR-W	
71.5	97.2	168.3	203.3	287.4	436.3	53.1	46.4	41.8	69.7	62.4	59.9	36.2	27.8	20.4	82.1	58.9	39.5	
13.6	28.0	53.4	78.8	137.7	334.5	15.7	12.6	11.4	20.1	16.8	16.2	10.9	7.5	5.5	52.7	27.3	16.9	
97.4	104.4	168.2	247.3	300.1	403.2	54.3	48.2	42.8	71.6	65.0	61.5	37.1	28.7	20.7	79.1	60.6	40.8	
20.2	21.8	57.5	75.3	139.6	289.5	15.7	12.6	11.5	19.9	16.6	15.9	10.9	7.5	5.6	47.1	25.5	16.0	
61.4	94.5	168.3	187.7	283.3	446.0	52.6	45.6	41.3	69.0	61.4	59.2	35.9	27.4	20.2	83.2	58.2	39.0	
11.1	30.3	52.0	80.1	137.1	350.1	15.7	12.6	11.4	20.2	16.9	16.3	10.9	7.5	5.5	54.7	28.0	17.3	
154.0	59.8	152.0	204.0	284.6	381.9	60.2	56.5	51.9	74.5	71.1	68.1	41.4	33.7	25.1	78.4	61.9	42.8	
14.6	13.7	68.0	83.1	118.2	222.9	13.5	9.9	8.9	17.4	13.4	12.9	9.4	5.9	4.3	40.2	21.0	13.3	
133.4	119.0	143.7	242.7	363.5	477.6	60.4	52.9	46.6	78.9	72.0	67.6	41.3	31.5	22.5	89.3	67.8	45.1	
29.4	0.0	65.7	59.5	222.2	229.1	14.1	10.1	9.1	17.8	13.7	13.2	9.7	6.0	4.4	45.5	23.6	14.9	
166.1	144.2	246.4	429.6	392.2	332.7	92.0	80.6	72.5	120.1	109.5	105.2	63.4	48.0	35.1	114.0	85.0	60.0	
36.3	17.5	17.3	60.4	199.7	307.0	17.9	16.9	15.7	22.7	23.0	22.9	12.5	10.1	7.6	55.3	29.7	19.0	
79.7	64.2	116.7	214.0	275.2	298.3	40.7	35.4	31.6	53.3	48.2	45.9	27.8	21.1	15.3	63.4	47.5	32.1	
9.8	17.9	75.6	79.9	116.9	332.0	17.6	13.3	12.2	22.7	18.0	17.8	12.2	7.9	5.9	51.6	27.0	16.9	
29.5	88.4	128.1	243.6	207.4	575.9	39.2	32.3	28.9	51.0	44.0	42.0	27.3	19.3	14.0	83.1	56.1	36.0	
14.6	14.3	0.0	87.8	127.6	290.7	4.0	3.5	2.9	5.1	4.8	4.2	2.8	2.1	1.4	46.8	20.8	12.3	
104.7	113.8	172.0	245.7	308.1	413.1	48.2	45.3	39.4	65.5	61.5	57.2	32.4	27.0	19.1	72.7	59.6	39.5	
23.3	39.8	58.8	75.0	121.3	308.8	17.2	14.9	13.3	21.7	18.7	17.4	11.9	8.9	6.4	45.1	26.9	16.8	
53.6	132.2	223.5	224.5	294.2	372.7	63.7	53.2	47.7	83.9	72.3	69.3	44.0	31.7	23.1	82.6	60.9	41.6	
17.2	16.2	80.0	75.9	132.3	284.4	18.7	14.3	13.1	23.9	19.4	19.1	13.0	8.5	6.4	48.5	26.0	16.5	
55.3	62.7	152.9	140.3	238.6	454.2	41.0	38.0	34.8	55.2	51.1	49.6	28.0	22.7	16.8	69.1	51.1	33.7	
10.4	24.1	37.9	74.0	107.7	367.7	11.8	10.4	9.4	15.9	14.1	13.6	8.5	6.2	4.5	49.4	26.4	16.0	
94.1	123.2	217.9	237.6	367.8	481.1	73.1	60.3	54.3	94.4	82.0	78.8	50.0	35.9	26.3	100.2	71.7	48.5	
9.2	25.4	64.6	53.7	199.7	274.2	14.9	10.2	9.0	18.8	13.8	13.1	10.3	6.1	4.4	46.1	24.5	15.1	
61.3	134.6	144.8	143.9	295.9	601.6	60.5	51.0	45.8	78.5	69.3	66.5	42.3	30.4	22.2	103.0	65.7	42.9	
15.5	14.6	85.4	75.0	268.8	533.4	17.3	11.8	10.6	21.8	16.0	15.4	12.1	7.0	5.1	86.1	38.6	23.1	
112.4	111.7	137.4	223.2	259.1	290.0	53.7	46.6	40.9	70.6	63.4	59.3	36.2	27.8	19.8	71.4	53.0	36.1	
15.3	52.7	58.6	30.5	131.0	235.7	18.9	13.5	11.6	24.1	18.4	16.8	12.9	8.0	5.6	40.9	21.7	13.5	
18.2	120.5	194.4	234.0	351.3	282.6	51.8	39.0	34.7	66.8	53.0	50.3	35.0	23.2	16.8	83.3	51.9	35.3	
0.0	16.8	77.7	41.8	191.1	364.0	17.5	11.5	10.7	22.1	15.6	15.5	12.0	6.8	5.2	66.9	28.0	17.1	
42.3	82.0	114.7	166.3	228.1	267.8	39.4	33.0	29.6	52.0	44.9	42.9	27.2	19.7	14.3	59.6	41.7	28.2	
0.0	33.6	38.4	41.8	45.9	314.2	12.2	8.8	7.8	15.8	12.0	11.3	8.6	5.3	3.8	41.6	20.3	12.0	
0.0	52.8	117.9	137.8	0.0	122.8	30.8	23.1	21.3	39.8	31.4	30.9	21.0	13.8	10.3	35.9	22.7	16.2	
0.0	25.2	22.1	26.7	69.5	110.3	12.6	10.9	10.2	15.9	14.8	14.8	8.7	6.5	4.9	25.4	13.3	9.0	
49.6	193.7	225.4	336.5	171.7	717.1	77.5	59.9	53.0	99.0	81.4	76.9	55.9	37.8	28.0	131.2	81.0	53.9	
46.7	21.0	36.8	84.1	154.1	375.4	21.9	19.2	17.6	27.1	26.1	25.5	15.5	11.4	8.5	69.5	33.2	21.0	
79.5	168.2	206.3	115.4	405.5	328.1	86.3	70.8	64.1	110.0	96.2	93.1	61.0	42.2	31.0	110.2	67.4	47.0	
26.6	23.0	17.9	123.2	99.7	252.8	16.9	15.2	14.1	20.9	20.7	20.5	12.2	9.1	6.8	60.6	26.1	17.1	

Tabela 21. Stope mortaliteta od infarkta miokarda na 100.000 stanovnika
prema regionima, okruzima, uzrastu i polu, Srbija, 2015. godina
Table 21. Mortality rates of myocardial infarction
by region, administrative district, age and sex, Serbia, 2015

Region/ (Region/ Z	Pol (Sex) M (Male) (Female)	Uzrast (Age)									
		0-4	5-9	10-14	15-19	20-24	25-29	30-34	35-39	40-44	45-49
Srbija (Serbia)	M (Male) (Female)	0.0 0.0	0.0 0.0	0.0 0.0	0.0 0.0	1.9 0.0	1.7 0.9	1.6 0.8	8.3 2.4	19.3 4.1	45.3 11.4
Vojvodina (Vojvodina)	M (Male) (Female)	0.0 0.0	0.0 0.0	0.0 0.0	0.0 0.0	0.0 0.0	1.6 1.7	1.5 1.6	14.3 1.5	12.3 4.8	28.3 6.2
Centralna (Central)	M (Male) (Female)	0.0 0.0	0.0 0.0	0.0 0.0	0.0 0.0	2.6 0.0	1.8 0.6	1.7 0.6	6.0 2.7	21.9 3.9	51.7 13.3
Severnob (North)	M (Male) (Female)	0.0 0.0	0.0 0.0	0.0 0.0	0.0 0.0	0.0 0.0	16.5 0.0	15.4 0.0	0.0 0.0	32.1 0.0	50.1 0.0
Srednjeba (Middle)	M (Male) (Female)	0.0 0.0	0.0 0.0	0.0 0.0	0.0 0.0	0.0 0.0	0.0 0.0	0.0 0.0	31.4 0.0	0.0 0.0	31.5 0.0
Severnob (North Bar)	M (Male) (Female)	0.0 0.0	0.0 0.0	0.0 0.0	0.0 0.0	0.0 0.0	0.0 0.0	0.0 0.0	40.7 0.0	41.2 22.1	62.7 42.6
Južnoban (South Bar)	M (Male) (Female)	0.0 0.0	0.0 0.0	0.0 0.0	0.0 0.0	0.0 0.0	0.0 0.0	0.0 0.0	19.2 0.0	10.0 0.0	21.1 21.4
Zapadnob (West Bac)	M (Male) (Female)	0.0 0.0	0.0 0.0	0.0 0.0	0.0 0.0	0.0 0.0	0.0 0.0	0.0 0.0	16.0 0.0	0.0 0.0	32.1 0.0
Južnobač (South Ba)	M (Male) (Female)	0.0 0.0	0.0 0.0	0.0 0.0	0.0 0.0	0.0 0.0	0.0 4.5	0.0 4.1	8.3 0.0	4.6 4.6	4.9 0.0
Sremski (Srem)	M (Male) (Female)	0.0 0.0	0.0 0.0	0.0 0.0	0.0 0.0	0.0 0.0	0.0 0.0	0.0 0.0	9.2 10.0	19.2 10.0	48.0 0.0
Grad (City of)	M (Male) (Female)	0.0 0.0	0.0 0.0	0.0 0.0	0.0 0.0	0.0 0.0	3.6 0.0	0.0 0.0	6.1 2.9	25.6 1.6	34.5 16.0
Mačvans (Macva)	M (Male) (Female)	0.0 0.0	0.0 0.0	0.0 0.0	0.0 0.0	0.0 0.0	0.0 0.0	0.0 0.0	10.2 0.0	30.3 0.0	60.7 0.0
Kolubars (Kolubara)	M (Male) (Female)	0.0 0.0	0.0 0.0	0.0 0.0	0.0 0.0	0.0 0.0	0.0 0.0	0.0 0.0	0.0 0.0	17.9 0.0	88.4 0.0
Podunav (Danube)	M (Male) (Female)	0.0 0.0	0.0 0.0	0.0 0.0	0.0 0.0	0.0 0.0	0.0 0.0	0.0 0.0	0.0 0.0	14.9 0.0	31.8 0.0
Braničev (Branicev)	M (Male) (Female)	0.0 0.0	0.0 0.0	0.0 0.0	0.0 0.0	0.0 0.0	0.0 0.0	0.0 0.0	0.0 0.0	0.0 16.9	35.0 0.0
Šumadijs (Sumadija)	M (Male) (Female)	0.0 0.0	0.0 0.0	0.0 0.0	0.0 0.0	0.0 0.0	0.0 0.0	0.0 0.0	0.0 0.0	10.4 10.6	45.1 0.0
Pomorav (Morava)	M (Male) (Female)	0.0 0.0	0.0 0.0	0.0 0.0	0.0 0.0	0.0 0.0	0.0 0.0	0.0 0.0	14.8 0.0	0.0 0.0	30.9 45.0
Borski (Bor)	M (Male) (Female)	0.0 0.0	0.0 0.0	0.0 0.0	0.0 0.0	27.6 0.0	0.0 0.0	0.0 0.0	0.0 29.1	24.6 0.0	52.2 25.3
Zaječarsk (Zajecar)	M (Male) (Female)	0.0 0.0	0.0 0.0	0.0 0.0	0.0 0.0	0.0 0.0	0.0 0.0	0.0 0.0	27.8 0.0	79.7 0.0	57.4 56.3
Zlatibors (Zlatibor)	M (Male) (Female)	0.0 0.0	0.0 0.0	0.0 0.0	0.0 0.0	0.0 0.0	0.0 0.0	0.0 0.0	0.0 0.0	11.0 0.0	64.4 41.8
Moravički (Moravica)	M (Male) (Female)	0.0 0.0	0.0 0.0	0.0 0.0	0.0 0.0	16.8 0.0	15.7 17.4	0.0 0.0	0.0 0.0	14.8 0.0	0.0 0.0
Raški (Raska)	M (Male) (Female)	0.0 0.0	0.0 0.0	0.0 0.0	0.0 0.0	0.0 0.0	0.0 0.0	18.8 9.6	9.2 0.0	19.4 19.1	111.6 10.3
Rasinski (Rasina)	M (Male) (Female)	0.0 0.0	0.0 0.0	0.0 0.0	0.0 0.0	14.9 0.0	0.0 0.0	0.0 0.0	0.0 0.0	12.4 0.0	39.9 0.0
Nišavski (Nisava)	M (Male) (Female)	0.0 0.0	0.0 0.0	0.0 0.0	0.0 0.0	0.0 0.0	0.0 0.0	0.0 0.0	7.6 15.6	7.9 0.0	66.4 16.3
Toplički (Toplica)	M (Male) (Female)	0.0 0.0	0.0 0.0	0.0 0.0	0.0 0.0	34.6 0.0	0.0 0.0	0.0 0.0	35.9 0.0	34.1 0.0	32.4 0.0
Pirotski (Pilot)	M (Male) (Female)	0.0 0.0	0.0 0.0	0.0 0.0	0.0 0.0	0.0 0.0	0.0 0.0	0.0 0.0	0.0 0.0	0.0 0.0	64.9 35.1
Jablaničk (Jablanica)	M (Male) (Female)	0.0 0.0	0.0 0.0	0.0 0.0	0.0 0.0	0.0 0.0	0.0 0.0	0.0 0.0	0.0 0.0	41.1 14.3	69.7 0.0
Pčinjski (Pcinj)	M (Male) (Female)	0.0 0.0	0.0 0.0	0.0 0.0	0.0 0.0	0.0 0.0	0.0 0.0	14.0 0.0	14.7 0.0	57.7 14.6	110.5 0.0

Tabela 25. Stope mortaliteta od akutnog koronarnog sindroma na 100.000 stanovnika prema regionima, okruzima, uzrastu i polu, Srbija, 2015. godina
 Table 25. Mortality rates of acute coronary syndrome by region, administrative district, age and sex, Serbia, 2015

Region/ okrug (Region/ District)	Pol (Sex)		Uzrast (Age)									
	M (Male)	Z (Female)	0-4	5-9	10-14	15-19	20-24	25-29	30-34	35-39	40-44	45-49
Srbija (Serbia)	M (Male)	0.0	0.0	0.0	0.0	0.0	1.9	1.7	1.6	8.3	19.3	45.7
	Ž (Female)	0.0	0.0	0.0	0.0	0.0	0.0	0.9	0.8	2.4	4.1	11.4
Vojvodina (Vojvodina)	M (Male)	0.0	0.0	0.0	0.0	0.0	0.0	1.6	1.5	14.3	12.3	28.3
	Ž (Female)	0.0	0.0	0.0	0.0	0.0	0.0	1.7	1.6	1.5	4.8	6.2
Centralna Srbija (Central Serbia)	M (Male)	0.0	0.0	0.0	0.0	2.6	1.8	1.7	6.0	21.9	52.3	
	Ž (Female)	0.0	0.0	0.0	0.0	0.0	0.6	0.6	2.7	3.9	13.3	
Severnobački (North Backa)	M (Male)	0.0	0.0	0.0	0.0	0.0	16.5	15.4	0.0	32.1	50.1	
	Ž (Female)	0.0	0.0	0.0	0.0	0.0	0.0	0.0	0.0	0.0	0.0	
Srednjobanatski (Middle Banat)	M (Male)	0.0	0.0	0.0	0.0	0.0	0.0	0.0	31.4	0.0	31.5	
	Ž (Female)	0.0	0.0	0.0	0.0	0.0	0.0	0.0	0.0	0.0	0.0	
Severnobanatski (North Banat)	M (Male)	0.0	0.0	0.0	0.0	0.0	0.0	0.0	40.7	41.2	62.7	
	Ž (Female)	0.0	0.0	0.0	0.0	0.0	0.0	0.0	0.0	22.1	42.6	
Južnobanatski (South Banat)	M (Male)	0.0	0.0	0.0	0.0	0.0	0.0	0.0	19.2	10.0	21.1	
	Ž (Female)	0.0	0.0	0.0	0.0	0.0	0.0	0.0	0.0	0.0	21.4	
Zapadnobački (West Backa)	M (Male)	0.0	0.0	0.0	0.0	0.0	0.0	0.0	16.0	0.0	32.1	
	Ž (Female)	0.0	0.0	0.0	0.0	0.0	0.0	0.0	0.0	0.0	0.0	
Južnobački (South Backa)	M (Male)	0.0	0.0	0.0	0.0	0.0	0.0	0.0	8.3	4.6	4.9	
	Ž (Female)	0.0	0.0	0.0	0.0	0.0	4.5	4.1	0.0	4.6	0.0	
Sremski (Srem)	M (Male)	0.0	0.0	0.0	0.0	0.0	0.0	0.0	9.2	19.2	48.0	
	Ž (Female)	0.0	0.0	0.0	0.0	0.0	0.0	0.0	10.0	10.0	0.0	
Grad Beograd (City of Belgrade)	M (Male)	0.0	0.0	0.0	0.0	0.0	3.6	0.0	6.1	25.6	34.5	
	Ž (Female)	0.0	0.0	0.0	0.0	0.0	0.0	0.0	2.9	1.6	16.0	
Mačvanski (Macva)	M (Male)	0.0	0.0	0.0	0.0	0.0	0.0	0.0	10.2	30.3	60.7	
	Ž (Female)	0.0	0.0	0.0	0.0	0.0	0.0	0.0	0.0	0.0	0.0	
Kolubarski (Kolubara)	M (Male)	0.0	0.0	0.0	0.0	0.0	0.0	0.0	0.0	17.9	88.4	
	Ž (Female)	0.0	0.0	0.0	0.0	0.0	0.0	0.0	0.0	0.0	0.0	
Podunavski (Danube)	M (Male)	0.0	0.0	0.0	0.0	0.0	0.0	0.0	0.0	14.9	31.8	
	Ž (Female)	0.0	0.0	0.0	0.0	0.0	0.0	0.0	0.0	0.0	0.0	
Braničevski (Branicevo)	M (Male)	0.0	0.0	0.0	0.0	0.0	0.0	0.0	0.0	0.0	35.0	
	Ž (Female)	0.0	0.0	0.0	0.0	0.0	0.0	0.0	0.0	16.9	0.0	
Šumadijski (Sumadija)	M (Male)	0.0	0.0	0.0	0.0	0.0	0.0	0.0	0.0	10.4	45.1	
	Ž (Female)	0.0	0.0	0.0	0.0	0.0	0.0	0.0	0.0	10.6	0.0	
Pomoravski (Morava)	M (Male)	0.0	0.0	0.0	0.0	0.0	0.0	0.0	14.8	0.0	46.4	
	Ž (Female)	0.0	0.0	0.0	0.0	0.0	0.0	0.0	0.0	0.0	45.0	
Borski (Bor)	M (Male)	0.0	0.0	0.0	0.0	27.6	0.0	0.0	0.0	24.6	52.2	
	Ž (Female)	0.0	0.0	0.0	0.0	0.0	0.0	0.0	29.1	0.0	25.3	
Zaječarski (Zajecar)	M (Male)	0.0	0.0	0.0	0.0	0.0	0.0	0.0	27.8	79.7	57.4	
	Ž (Female)	0.0	0.0	0.0	0.0	0.0	0.0	0.0	0.0	0.0	56.3	
Zlatiborski (Zlatibor)	M (Male)	0.0	0.0	0.0	0.0	0.0	0.0	0.0	0.0	11.0	64.4	
	Ž (Female)	0.0	0.0	0.0	0.0	0.0	0.0	0.0	0.0	0.0	41.8	
Moravički (Moravica)	M (Male)	0.0	0.0	0.0	0.0	16.8	15.7	0.0	0.0	14.8	0.0	
	Ž (Female)	0.0	0.0	0.0	0.0	0.0	17.4	0.0	0.0	0.0	0.0	
Raški (Raska)	M (Male)	0.0	0.0	0.0	0.0	0.0	0.0	18.8	9.2	19.4	111.6	
	Ž (Female)	0.0	0.0	0.0	0.0	0.0	0.0	9.6	0.0	19.1	10.3	
Rasinski (Rasina)	M (Male)	0.0	0.0	0.0	0.0	14.9	0.0	0.0	0.0	12.4	39.9	
	Ž (Female)	0.0	0.0	0.0	0.0	0.0	0.0	0.0	0.0	0.0	0.0	
Nišavski (Nisava)	M (Male)	0.0	0.0	0.0	0.0	0.0	0.0	0.0	7.6	7.9	66.4	
	Ž (Female)	0.0	0.0	0.0	0.0	0.0	0.0	0.0	15.6	0.0	16.3	
Toplički (Toplica)	M (Male)	0.0	0.0	0.0	0.0	34.6	0.0	0.0	35.9	34.1	32.4	
	Ž (Female)	0.0	0.0	0.0	0.0	0.0	0.0	0.0	0.0	0.0	0.0	
Pirotski (Piroć)	M (Male)	0.0	0.0	0.0	0.0	0.0	0.0	0.0	0.0	0.0	64.9	
	Ž (Female)	0.0	0.0	0.0	0.0	0.0	0.0	0.0	0.0	0.0	35.1	
Jablanički (Jablanica)	M (Male)	0.0	0.0	0.0	0.0	0.0	0.0	0.0	0.0	41.1	69.7	
	Ž (Female)	0.0	0.0	0.0	0.0	0.0	0.0	0.0	0.0	14.3	0.0	
Pčinjski (Pcinj)	M (Male)	0.0	0.0	0.0	0.0	0.0	0.0	14.0	14.7	57.7	110.5	
	Ž (Female)	0.0	0.0	0.0	0.0	0.0	0.0	0.0	0.0	14.6	0.0	

Tabela 26. Stope mortaliteta od akutnog koronarnog sindroma na 100.000 stanovnika prema regionima, okruzima i uzrastu, Srbija, 2015. godina
 Table 26. Mortality rates of acute coronary syndrome by region, administrative district and age, Serbia, 2015

Region/ okrug (Region/District)	Uzrast (Age)									
	0-4	5-9	10-14	15-19	20-24	25-29	30-34	35-39	40-44	45-49
Srbija (Serbia)	0.0	0.0	0.0	0.0	1.0	1.3	1.2	5.4	11.8	28.4
Vojvodina (Vojvodina)	0.0	0.0	0.0	0.0	0.0	1.6	1.5	8.1	8.6	17.2
Centralna Srbija (Central Serbia)	0.0	0.0	0.0	0.0	1.3	1.2	1.1	4.4	12.9	32.5
Severnobački (North Backa)	0.0	0.0	0.0	0.0	0.0	8.5	7.9	0.0	16.4	24.6
Srednjobanatski (Middle Banat)	0.0	0.0	0.0	0.0	0.0	0.0	0.0	16.5	0.0	15.9
Severnobanatski (North Banat)	0.0	0.0	0.0	0.0	0.0	0.0	0.0	21.2	32.0	52.7
Južnobanatski (South Banat)	0.0	0.0	0.0	0.0	0.0	0.0	0.0	10.0	5.1	21.2
Zapadnobački (West Backa)	0.0	0.0	0.0	0.0	0.0	0.0	0.0	8.3	0.0	15.9
Južnobački (South Backa)	0.0	0.0	0.0	0.0	0.0	2.3	2.1	4.2	4.6	2.4
Sremski (Srem)	0.0	0.0	0.0	0.0	0.0	0.0	0.0	9.6	14.7	24.0
Grad Beograd (City of Belgrade)	0.0	0.0	0.0	0.0	0.0	1.7	0.0	4.5	13.3	24.9
Mačvanski (Macva)	0.0	0.0	0.0	0.0	0.0	0.0	0.0	5.2	15.4	30.4
Kolubarski (Kolubara)	0.0	0.0	0.0	0.0	0.0	0.0	0.0	0.0	9.1	43.9
Podunavski (Danube)	0.0	0.0	0.0	0.0	0.0	0.0	0.0	0.0	7.7	16.0
Branicevski (Branicevo)	0.0	0.0	0.0	0.0	0.0	0.0	0.0	0.0	8.3	17.6
Šumadijski (Sumadija)	0.0	0.0	0.0	0.0	0.0	0.0	0.0	0.0	10.5	22.1
Pomoravski (Morava)	0.0	0.0	0.0	0.0	0.0	0.0	0.0	7.5	0.0	45.7
Borski (Bor)	0.0	0.0	0.0	0.0	14.9	0.0	0.0	13.8	12.5	38.5
Zaječarski (Zajecar)	0.0	0.0	0.0	0.0	0.0	0.0	0.0	14.7	41.4	56.8
Zlatiborski (Zlatibor)	0.0	0.0	0.0	0.0	0.0	0.0	0.0	0.0	5.5	53.0
Moravički (Moravica)	0.0	0.0	0.0	0.0	8.6	16.5	0.0	0.0	7.3	0.0
Raški (Raska)	0.0	0.0	0.0	0.0	0.0	0.0	14.2	4.7	19.2	61.2
Rasinski (Rasina)	0.0	0.0	0.0	0.0	7.7	0.0	0.0	0.0	6.3	20.0
Nišavski (Nisava)	0.0	0.0	0.0	0.0	0.0	0.0	0.0	11.5	4.0	41.1
Toplički (Toplica)	0.0	0.0	0.0	0.0	18.3	0.0	0.0	18.7	17.4	16.7
Pirotski (Piroć)	0.0	0.0	0.0	0.0	0.0	0.0	0.0	0.0	0.0	50.6
Jablanički (Jablanica)	0.0	0.0	0.0	0.0	0.0	0.0	0.0	0.0	28.0	35.4
Pčinjski (Pcinj)	0.0	0.0	0.0	0.0	0.0	0.0	7.3	7.5	36.4	55.9

Tabela 26. (nastavak)

Table 26. (continued)

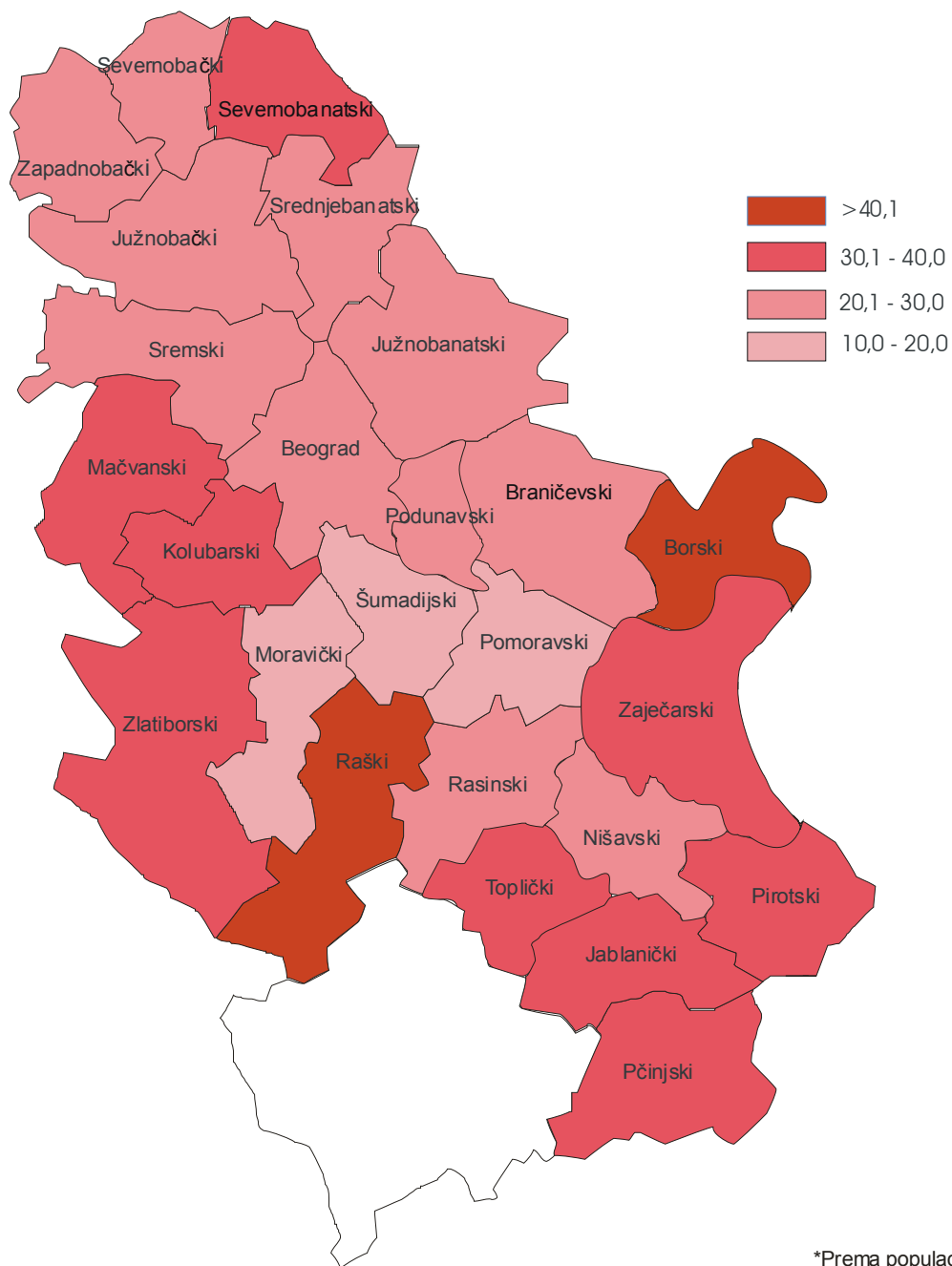
Uzrast (Age)						Mortalitet (Mortality)											
50-54	55-59	60-64	65-69	70-74	75+	CR	25-64		CR	35-64		CR	0-64		0-75+		
							ASR-E	ASR-W		ASR-E	ASR-W		ASR-E	ASR-W	CR	ASR-E	ASR-W
42.3	62.0	109.0	136.8	206.1	386.9	34.5	29.2	26.4	44.9	39.3	37.7	23.8	17.5	12.8	68.4	42.7	27.9
59.5	63.3	110.0	152.8	209.2	340.9	35.4	30.3	27.0	46.0	40.6	38.5	24.4	18.0	13.1	63.8	42.1	27.7
35.6	61.5	108.6	131.1	205.0	401.8	34.2	28.8	26.1	44.5	38.7	37.3	23.6	17.2	12.7	70.1	42.8	27.9
90.0	35.8	107.7	137.4	186.2	285.0	37.7	33.7	30.8	46.8	42.8	41.0	26.1	20.1	14.9	59.7	40.3	27.4
81.1	57.8	103.0	140.8	279.0	317.1	37.6	31.2	27.6	48.4	42.5	40.1	25.9	18.6	13.4	66.9	43.2	28.6
100.7	88.7	126.5	229.3	279.0	325.1	56.8	49.3	44.4	73.1	66.9	64.5	39.3	29.3	21.5	85.4	56.7	39.0
44.5	45.3	95.5	141.2	184.4	333.3	29.9	24.8	22.3	38.8	33.7	32.4	20.5	14.8	10.8	58.8	37.7	24.6
22.0	50.7	61.7	158.9	161.0	412.0	21.9	17.7	15.7	28.0	24.0	22.8	15.3	10.5	7.6	66.2	37.0	23.3
62.6	74.8	111.0	150.6	203.5	354.7	32.3	29.3	25.6	43.0	39.0	36.2	22.1	17.4	12.4	59.0	41.8	27.2
39.4	73.6	149.2	144.0	210.0	330.2	42.1	34.0	30.6	54.7	46.2	44.4	29.2	20.2	14.8	66.9	43.3	28.9
31.4	41.7	89.3	103.5	167.7	417.4	25.7	23.2	21.1	34.4	31.2	30.2	18.0	13.8	10.2	60.2	38.1	24.3
51.2	73.4	139.8	141.0	284.6	392.3	44.3	35.0	31.4	56.5	47.6	45.6	30.5	20.8	15.2	76.0	48.4	31.9
38.5	73.8	114.8	107.9	281.1	561.7	39.3	31.3	28.1	50.3	42.5	40.8	27.5	18.6	13.6	94.5	51.8	32.7
62.7	81.3	96.8	121.2	186.3	282.9	36.5	29.7	26.0	47.3	40.4	37.7	24.8	17.7	12.6	58.1	37.5	24.7
9.1	76.6	134.0	129.1	260.3	349.8	35.8	25.9	23.2	45.8	35.2	33.7	24.4	15.4	11.2	77.2	40.7	26.5
20.5	56.8	75.4	100.1	127.2	295.2	25.7	20.5	18.4	33.6	27.9	26.7	17.9	12.2	8.9	50.4	30.5	19.7
0.0	38.7	74.2	85.6	38.7	124.8	23.5	18.4	17.1	30.0	25.0	24.9	16.1	11.0	8.3	32.9	19.3	13.5
48.1	106.4	145.3	213.1	205.7	610.1	52.9	40.7	36.4	66.6	55.3	52.8	38.2	25.4	18.9	114.0	61.7	40.3
53.1	94.0	105.5	130.3	235.5	290.3	51.9	42.5	38.7	65.2	57.8	56.2	37.1	25.3	18.7	86.6	46.4	31.8
23.8	64.5	200.2	148.8	337.5	560.6	49.7	37.1	34.0	63.4	50.4	49.3	34.0	22.1	16.4	99.6	58.1	37.7
13.6	30.8	27.6	55.5	136.1	106.0	13.1	11.0	10.6	14.5	12.0	11.1	9.7	7.2	5.9	27.2	17.0	12.0
77.8	125.2	161.5	279.2	322.6	888.4	57.5	52.8	47.4	74.5	69.2	66.0	36.1	31.4	22.9	115.2	84.4	53.9
45.6	56.5	109.9	93.2	92.8	242.6	34.6	26.3	23.4	43.8	35.7	33.9	24.6	16.2	12.0	53.4	30.7	20.6
24.5	39.3	92.5	106.7	225.5	401.5	28.0	23.9	22.0	36.9	32.5	31.9	19.5	14.2	10.6	69.8	39.8	25.6
50.0	116.8	133.1	238.5	195.4	278.0	48.1	39.4	34.8	61.4	53.5	50.5	33.5	24.9	18.4	78.9	48.7	33.8
62.4	88.7	175.2	208.6	269.8	181.0	54.4	41.5	37.1	69.3	56.4	53.9	38.7	24.7	18.0	79.5	45.7	32.0
46.5	48.7	111.5	222.7	328.6	589.1	36.4	30.6	27.9	46.9	41.5	40.4	24.6	18.2	13.5	100.2	58.5	37.6
37.2	106.8	152.6	217.0	204.3	511.2	48.8	45.5	41.5	64.7	60.6	58.8	30.8	27.1	20.1	75.1	59.4	39.5

IVh Standardizovane stope mortaliteta od infarkta miokarda, nestabilne angine pektoris i akutnog koronarnog sindroma po okruzima u Srbiji, 2015. godina

IVh Standardized mortality rates of myocardial infarction, unstable angina and acute coronary syndrome by administrative districts, Serbia, 2015

Slika 6. Standardizovane stope mortaliteta* od akutnog koronarnog sindroma na 100.000 stanovnika po okruzima, Srbija 2015. godina

Figure 6. Age-standardized mortality rates* of acute coronary syndrome per 100.000 population by administrative districts, Serbia, 2015



*Prema populaciji sveta
*By World standard population

V Literatura

V References

1. Grech ED, Ramsdale DR. Acute coronary syndrome: unstable angina and non-ST segment elevation myocardial infarction. *B M J* 2003;326:259-1261.
2. Vasiljević Z. Akutni koronarni sindrom: patofiziološki mehanizam, klasifikacija i klinički oblici: *Acta Clinica* 2006;6(1):29-36.
3. Savezni zavod za zaštitu zdravlja. Međunarodna klasifikacija bolesti, X revizija. Beograd: Savremena administracija, 1996.
4. Bertrand ME, Simoons ML, Fox KAA, Wallentin LC, Hamm ChW, Mc Fadden E, De Feyter PJ. Management of acute coronary syndromes in patients presenting without persistent ST'segment elenation. *Eur Heart J* 2002;23: 1809-1840.
5. Hadsai D, Behar S, Wallentin L, Danchin N, Gritt AK, Boersma E, Fioretti PM, Simoons ML, Battler A. A prospective survey of the characteristics, treatment and outcomes of patients with acute coronary syndromes in Europe and the Mediterranean basin. The Euro Heart Survey of acute coronary syndromes (Euro Heart Survey ACS). *Eur Heart J* 2002;23:1190-1201.
6. WHO. World Health Report 2004: Changing history, Geneva : WHO; 2004.
7. Fagle K, Goodman S, Avezum A, Budaj S, Sullinvan C, Lopez-Sandon J, for the GRACE Investigators. Practice variation and missed opportunities for reperfusion in ST segment-elevation myocardial infarction: findings from the GRACE. *Lancet* 2002;359:373-377.
8. Characteristics, treatment and outcome of patients with ACS in Europe and Mediterranean basin in 2004. Euro Heart Survey ASC II. *Eur Heart J* 2006;27(19):2285-93.
9. Fox KAA, Anderson FA, Dabbous OH, et al. Intervention in acute coronary syndromes: do patients undergo intervention on the basis of their risk characteristics? The Global Registry og Acute Coronary Events (GRACE). *Heart* 2007;93:177-182.
10. Vasiljević Z, Matić D, Mickovski-Katalina N, i sar. Prvi epidemiološki podaci o akutnom koronarnom sindromu u Srbiji. *Acta Clinica* 2006;6(1):13-16.
11. Vasiljević Z, Mickovski-Katalina N, Panić G, i sar. Klinička obeležja, lečenje i smrtnost bolesnika sa akutnim koronarnim sindromom u Srbiji od 2002. do 2005. godine: analiza podataka Nacionalnog registra za akutni koronarni sindrom. *Srp Arh Celok Lek* 2007;135(11-12):645-658.
12. Mickovski-Katalina N. Socijalno-demografske, bihevioralne i kliničke karakteristike bolesnika sa akutnim infarktom miokarda kao činioci načina njihovog zbrinjavanja (Magistraska teza). Beograd: Medicinski fakultet univerziteta u Beogradu, 2005.

13. Matic D. Analiza bolesnika sa akutnim koronarnim sindromima na teritoriji Srbije u jednogodišnjem periodu (Magistarska teza). Beograd: Medicinski fakultet univerziteta u Beogradu, 2015.
14. Nielsen KM, Foldspang A, Larsen M, Gerdes LU, Rasmussen S, Faergeman O. Estimating the incidence of the acute coronary syndrome: data from Danish cohort of 138 290 persons. *Eur J Cardiovasc Prev Rehabil* 2007;14 (5):608-614.
15. Nielsen KM. Acute coronary syndrome: incidence and prognosis. *Dan Med Bull* 2006;1:53-95.
16. Vasiljevic Z, Matic D, Mickovski-Katalina N, et al. Characteristics and hospital outcomes of patients with heart failure complicating acute coronary syndromes. *Eur Heart J Suppl* 2007;6(1):106.
17. Vasiljević Z, Stojanović B, Kocev N, i sar. Analiza bolničke smrtnosti od akutnog infarkta miokarda sa elevacijom ST segmenta u koronarnim jedinicama Beograda. *Srp Arh Celok Lek* 2015;136(2):84-96.
18. Savezni zavod za zdravstvenu zaštitu. Međunarodna klasifikacija bolesti, povreda i uzroka smrti, IX revizija. Niš: Institut za dokumentaciju zaštite na radu, 1978.
19. Van de Werf F, Ardissino D, Betriu A, Cokkinos DV, Falk E, Fox KAA, Julian D, Lengyel M, Josef Neumann F, Ruzylo W, Thygesen C, Underwood SR, Vahanian A, Verheugt FWA, Wijns W. The Task Force on the Management of Acute Myocardial Infarction of the European Society of Cardiology. Management of acute myocardial infarction in patients presenting with ST-segment elevation Van de Werf F, Ardissino D, Betriu A, Cokkinos DV, Falk E, Fox KAA, Julian D, Lengyel M, Josef Neumann F, Ruzylo W, Thygesen C, Underwood SR, Vahanian A, Verheugt FWA, Wijns W. The Task Force on the Management of Acute Myocardial Infarction of the European Society of Cardiology. Management of acute myocardial infarction in patients presenting with ST-segment elevation. *Eur Heart J* 2003;24:28–66.
20. Bassand JP, Hamm CW, Ardissino D, et.al. The Task Force for the Diagnosis and Treatment of Non-ST-Segment Elevation Acute Coronary Syndromes of the European Society of Cardiology. Guidelines for the diagnosis and treatment of non-ST-segment elevation acute coronary syndromes. *Eur Heart J* 2007;28:1598-1660.
21. Braunwald E, et al. ACC/AHA Guideline Update for the Management of Patients With Unstable Angina and Non–ST–Segment Elevation Myocardial Infarction. A Report of the American College of Cardiology/American Heart Association Task Force on Practice Guidelines (Committee on the Management of Patients With Unstable Angina).

ACC/AHA; 2002.

22. Ahmad O, Boschi-Pinto C, Lopez A, Murray C, et al. Age Standardization of Rates: A New WHO Standard. Geneva: World Health Organization, 2000.
23. John M. Last, Zoran Radovanović. Epidemiološki rečnik, četvrto izdanje na engleskom jeziku, Medicinski fakultet, beograd, 2001.
24. ACC/AHA 2002 Guidelines for Management of Stable Angina Pectoris. Am Coll Cardiol 2003;41:159-168.

VI Lista skraćenica
VI List of abbreviation

SZO - Svetska zdravstvena organizacija (WHO – World Health Organization)

AKS – Akutni koronarni sindrom (ACS – Acute coronary syndrome)

PKI –Perkutana koronarna intervencija (PCI - Percutaneous coronary intervention)

CVI – Cerebrovaskularni insult (CVI – Cerebrovascular insult)

PVB – Periferna vaskularna bolest (PVD - Peripheral vascular disease)

KABG – Koronarno arterijski bajpas grafting (CABG - Coronary artery bypass grafting)

HOBP – Hronična opstruktivna pluća (COPD – Chronic obstructive pulmonary disease)

HBB – Hronična bolest bubrega (CKD – Chronic kidney disease)

STAIM – Akutni infarkt miokarda sa ST elevacijom (STAIM - ST elevation acute myocardial infarction)

NSTAIM – Akutni infarkt miokarda bez ST elevacije (NSTEMI – Non ST elevation acute myocardial infarction)

NAP – Nestabilna angina pektoris (UAP – Unstable angina pectoris)

KPR – Kardiopulmonalna reanimacija (CPR – Cardiopulmonary reanimation)

ASK – Acetil salicilna kiselina (ASA – Acetylsalicylic acid)

NM – Niskomolekularni (LMW – Low molecular weight)

Ca – Kalcijum (Ca – Calcium)

Min – Minimum (Min – Minimum)

Max – Maksimum (Max – Maximum)

μ - Aritmetička sredina (μ - Mean)

CIP – Katalogizacija u publikaciji
Narodna biblioteka Srbije, Beograd

314:616-1 (497.11)"2006"(083.41)
314 .14:616-1(497.11)"2006"(083.41)

INCIDENCIJA i mortalitet od akutnog koronarnog sindroma u Srbiji 2011. /
[Uređivački odbor Dragan Miljuš ... [et al.]; prevodilac Vesna Kostić]
= Incidence and Mortality of Acute Coronary Syndrome in Serbia 2011.
/ editorial board Dragan Miljus... [et al.] ; translator Vesna Kostic] .-Beograd : Institut
za javno zdravlje Srbije " Dr Milan Jovanović Batut " = Institute of
Public Health of Serbia "Dr Milan Jovanovic Batut", 2012 (Zemun: ALTA NOVA).
-73 str.: tabele; 29cm. – (Registar za akutni koronarni sindrom u Srbiji,
Izveštaj br.6 = Serbian Acute Coronary Syndrome Registry;report No. 6)

Delimično uporedo srp. Tekst i eng. Prevod.- Tiraž 500. Bibliografija: str. 71-73

ISBN 978- 86 -7358 -045-6

1. Yp stv. Nasl.
 - a) Srce – Bolesti – Srbija – 2011 – statistika b) Srce – Bolesti – Mortalitet – Srbija – 2011 – Statistika
- COBISS. SR – ID 150722060

