



**INCIDENCIJA I MORTALITET
OD AKUTNOG KORONARNOG SINDROMA U SRBIJI**

**INCIDENCE AND MORTALITY
OF ACUTE CORONARY SYNDROME IN SERBIA**

2013

Registar za akutni koronarni sindrom u Srbiji
Serbian Acute Coronary Syndrome Registry

Izveštaj br. 8
Report N^o. 8

Registar za akutni koronarni sindrom u Srbiji
RAKSS

ISBN 978-86-7358-045-6



**INCIDENCIJA I MORTALITET
OD AKUTNOG KORONARNOG SINDROMA U SRBIJI**

**INCIDENCE AND MORTALITY
OF ACUTE CORONARY SYNDROME IN SERBIA**

2013

Registar za akutni koronarni sindrom u Srbiji
Serbian Acute Coronary Syndrome Registry

Izveštaj br. 3
Report N°. 3



Beograd
2014

Izdavač / Published by
Institut za javno zdravlje Srbije „Dr Milan Jovanović Batut”
Institute of Public Health of Serbia “Dr Milan Jovanovic Batut”

Direktor / Director
Prim. dr sc. med. Dragan Ilić / Dragan Ilic, MD, PhD

Odsek za prevenciju i kontrolu nezaraznih oboljenja
– republički koordinatori registra za akutni koronarni sindrom /
Department for Prevention and Control of Noncommunicable Diseases
– Principal Coordinators of Serbian Acute Coronary Syndrome Registry
Mr sc. med. Dragan Miljuš – šef / Dragan Miljus, MD, M.Sc. – Head of department
Mr sc. med. Nataša Mickovski Katalina – koordinator Registra za akutni koronarni sindrom u Srbiji /
Nataša Mickovski Katalina, MD, M.Sc. – Coordinator of Serbian Acute Coronary Syndrome Registry
Zorica Božić, viši dijetetski nutricionista / Zorica Bozic, senior dietitian nutritionist

Uređivački odbor / Editorial board
Mr sc. med. Dragan Miljuš / Dragan Miljus, MD, M.Sc
Mr sc. med. Nataša Mickovski Katalina / Nataša Mickovski Katalina, MD, M.Sc.
Sanja Savković, inženjer statistike / Sanja Savkovic, statistics engineer
Zorica Božić, viši dijetetski nutricionista / Zorica Bozic, senior dietitian nutritionist

Dizajn i priprema za štampu / Design and pre-press
Mr sc. med. Dragan Miljuš / Dragan Miljus, MD, M.Sc
Mr sc. med. Nataša Mickovski Katalina / Nataša Mickovski Katalina, MD, M.Sc.
Zorica Božić, viši dijetetski nutricionista / Zorica Bozic, senior dietitian nutritionist

Informatička podrška / IT support
Dipl. matematičar Neda Stojanović / Neda Stojanovic, B. Sc. Mathematics

Lektor / Language editor
Mr Tamara Gruden / Tamara Gruden

Prevodilac / Translator
Vesna Kostić / Vesna Kostic

Korespondencija / Correspondance to
Mr sc. med. Nataša Mickovski Katalina / Nataša Mickovski Katalina, MD, M.Sc.
Institut za javno zdravlje Srbije „Dr Milan Jovanović Batut” / Institute of Public Health of Serbia “Dr
Milan Jovanovic Batut”,
Dr Subotića 5, 11 000 Beograd, Srbija / Dr Subotica 5, 11 000 Belgrade, Serbia

Rencenzenti / Reviewers
Prof. dr Zorana Vasiljević / Prof. Zorana Vasiljevic, MD, PhD
Prof. dr Sandra Šipetić Grujičić / Prof. Sandra Sipetic Grujicic, MD, PhD

Koordinatori okružnih Registara za akutni koronarni sindrom / Coordinators of Acute Coronary Syndrome Registries by Administrative Districts in Serbia

Zavod za javno zdravlje Subotica / Institute of Public Health Subotica
Dr Dragica Kovačević Berić, specijalista epidemiologije / Dragica Kovacevic Beric, MD, specialist in epidemiology
Tatjana Bobić, viši sanitarni tehničar / Tatjana Bobic, senior sanitary technician
Jelica Temunović, medicinska sestra / Jelica Temunovic, nurse

Zavod za javno zdravlje Zrenjanin / Institute of Public Health Zrenjanin
Dr Radivoj Filipov, specijalista epidemiologije / Radivoj Filipov, MD, specialist in epidemiology

Zavod za javno zdravlje Kikinda / Institute of Public Health Kikinda

Dr Vesna Blašković, specijalista socijalne medicine / Vesna Blaskovic, MD, specialist in social medicine

Aleksandra Đurđev, medicinska sestra / Aleksandra Djurdjev, nurse

Zavod za javno zdravlje Pančevo / Institute of Public Health Pancevo

Dr Tanja Todorović, specijalista epidemiologije / Tanja Todorovic, MD, specialist in epidemiology

Nenad Sokolović, viši sanitarni tehničar / Nenad Sokolovic, senior sanitary technician

Zavod za javno zdravlje Sombor / Institute of Public Health Sombor

Dr Jadranka Bosnić, specijalista socijalne medicine / Jadranka Bosnic, MD, specialist in social medicine

Davorka Bosnić, operater / Davorka Bosnic, IT technician

Zavod za javno zdravlje Novi Sad / Institute of Public Health Novi Sad

Mr sc. med. Miodrag Arsić, specijalista socijalne medicine / Miodrag Arsic, MD, M.Sc. specialist in social medicine

Radmila Botoški, medicinska sestra / Radmila Botoski, nurse

Zavod za javno zdravlje Sremska Mitrovica / Institute of Public Health Sremska Mitrovica

Snežana Belušević, medicinska sestra / Snezana Belusevic, nurse

Zavod za javno zdravlje Šabac / Institute of Public Health Sabac

Dr Olivera Stojanović, specijalista socijalne medicine / Olivera Stojanovic, MD, specialist in social medicine

Željka Ninković, viši sanitarni tehničar / Zeljka Ninkovic, senior sanitary technician

Zavod za javno zdravlje Valjevo / Institute of Public Health Valjevo

Sladana Stanković, viši sanitarni tehničar / Sladjana Stankovic, senior sanitary technician

Zavod za javno zdravlje Požarevac / Institute of Public Health Pozarevac

Dr Goran Nikolić, specijalista epidemiologije / Goran Nikolic, MD, specialist in epidemiology

Srđan Klimek, viši sanitarni tehničar / Srdjan Klimek, senior sanitary technician

Institut za javno zdravlje Kragujevac / Institute of Public Health Kragujevac

Prof. dr Vesna Pantelić, specijalista epidemiologije / Prof. Vesna Pantelic, MD, PhD, specialist in epidemiology

Ass. dr Gordana Đorđević, specijalista epidemiologije / Ass. Gordana Djordjevic, MD, PhD, specialist in epidemiology

Gordana Gavrilović, sanitarni tehničar / Gordana Gavrilovic, sanitary technician

Zavod za javno zdravlje Čuprija / Institute of Public Health Cuprija

Dr Vesna Stefanović, specijalista epidemiologije / Vesna Stefanovic, MD, specialist in epidemiology

Vladan Tanasković, operater / Vladan Tanaskovic, IT technician

Zavod za javno zdravlje Zaječar / Institute of Public Health Zajecar

Dr Svetlana Živković, specijalista epidemiologije / Svetlana Zivkovic, MD, specialist in epidemiology

Zavod za javno zdravlje Užice / Institute of Public Health Uzice

Dr Aleksandra Andrić, specijalista epidemiologije / Aleksandra Andric, MD, specialist in epidemiology

Marija Dulović, sanitarni tehničar / Marija Dulovic, sanitary technician

Zavod za javno zdravlje Čačak / Institute of Public Health Cacak

Dr Aksentije Tošić, specijalista epidemiologije / Aksentije Totic, MD, specialist in epidemiology

Duško Đalović, viši sanitarni tehničar / Dusko Djalovic, senior sanitary technician

Zavod za javno zdravlje Kraljevo / Institute of Public Health Kraljevo

Dr Vladan Šaponjić, specijalista epidemiologije / Vladan Saponjic, MD, specialist in epidemiology

Dr Verica Đukić, specijalista epidemiologije / Verica Djukic, MD, specialist in epidemiology

Zlatana Marković, viši sanitarni tehničar / Zlatana Markovic, senior sanitary technician

Zavod za javno zdravlje Kruševac / Institute of Public Health Krusevac

Dr Mirjana Avramović, specijalista epidemiologije / Mirjana Avramovic, MD, specialist in epidemiology

Verica Mijailović, viši sanitarni tehničar / Verica Mijailovic, senior sanitary technician

Insitut za javno zdravlje Niš / Institute of Public Health Nis

Mr sc. med. Nataša Rančić, specijalista epidemiologije / Natasa Rancic, MD, M. Sc, specialist in epidemiology

Bojan Stojadinović, sanitarno-ekološki tehničar / Bojan Stojadinovic, sanitari- environmental technician

Zavod za javno zdravlje Pirot / Institute of Public Health Pirot

Dr Radmila Zec, specijalista epidemiologije / Radmila Zec, MD, specialist in epidemiology

Sonja Petrov, viši sanitarni tehničar / Sonja Petrov, senior sanitary technician

Zavod za javno zdravlje Leskovac / Institute of Public Health Leskovac

Dr Zorana Kulić, specijalista epidemiologije / Gordana Kulic, MD, specialist in epidemiology

Violeta Kostić, viši sanitarni tehničar / Violeta Kostic, nurse

Marija Đorđević, viši sanitarni tehničar / Marija Djordjevic, nurse

Zavod za javno zdravlje Vranje / Institute of Public Health Vranje

Dr Svetlana Stojanović, specijalista socijalne medicine / Svetlana Stojanovic, MD, specialist in social medicine

Petar Veličković, zdravstveni statističar / Petar Velickovic, health statistician

Gradski zavod za javno zdravlje Beograd / Institute of Public Health Belgrade

Mr sc. med. Nevenka Pavlović, specijalista epidemiologije / Nevenka Pavlovic, MD, M. Sc. specialist in epidemiology

Marijana Popović, viši sanitarni tehničar / Marijana Popovic, sanitary technician

ZAHVALNICA

Zahvaljujemo se Asocijaciji koronarnih jedinica udruženja kardiologa Srbije, svim članovima Ekspertskog tima za akutni koronarni sindrom koji su inicirali i organizovali hospitalni registar za AKS i doprineli unapređenju populacionog registra za AKS:

prof. dr Zorani Vasiljević – savetniku Ministarstva zdravlja za AKS, KCS i posebno aktivnim članovima tima:

prof. dr Gordani Panić – Institut za kardiovaskularne bolesti Sremska Kamenica;

doc. dr Biljani Putniković – KBC Zemun;

prof. dr Mirjani Krotin – KBC Bežanijska kosa;

ass. dr Veri Bakić – KBC Dragiša Mišović;

dr Nebojši Despotoviću i prof. dr Siniši Dimkoviću – KBC Zvezdara;

prof. dr Milanu Pavloviću – Klinika za kardiovaskularne bolesti KC Niš;

prof. dr Branku Gligiću, doc. dr Draganu Dimčiću – VMA;

prim. dr Jelici Milosavljević – ZC Jagodina;

prim. dr Časlavu Stošiću – ZC Vranje;

dr Marku Zrniću – ZC Kikinda;

prim. dr Živkici Branković – ZC Smederevo;

prim. dr Nadi Macuri, dr Branislavu Laziću – Gradski zavod za hitnu medicinsku pomoć;

prim. dr Milošu Rackovu – ZC Zrenjanin;

ass. dr Branislavu Stefanoviću – Institut za kardiovaskularne bolesti KCS;

prof. dr Marini Deljanin-Ilić – Institut za rehabilitaciju reumatskih i srčanih bolesti Niška Banja;

prim. dr Nadeždi Trifunović – ZC Užice;

dr Milanu Nikoliću – ZC Valjevo;

mr dr Anđelki Vukičević – Institut za javno zdravlje Srbije „Dr Milan Jovanović Batut“ i samostalnim stručnim saradnicima:

dr Veri Višekruni, dr Snežani Bogunović, dr Snežani Petrović, Ninoslavu Lešjaninu – Gradski zavod za hitnu medicinsku pomoć;

doc. dr Ljubici Raković-Savčić - VMA.

ACKNOWLEDGMENT

We express our appreciation of the contribution of the Coronary Unit Association of the Serbian Cardiology Association, all members of the Expert Team for Acute Coronary Syndrome who initiated, and set up the ACS Hospital Register and contribution to the promotion of the ACS Population Register:

Prof. Dr Zorana Vasiljević – ACS advisor to the Ministry of Health, CCS and active members of the team:

Prof. Dr Gordana Panić – Sremska Kamenica Institute for Cardiovascular Diseases;
Assoc. Prof. Dr Biljana Putniković – Zemun Medical Center;

Prof. Dr Mirjana Krotin – Bežanijska kosa Medical Center;

Assisst. Prof. Dr Vera Bakić – Dragiša Mišović Medical Center;

Dr Nebojša Despotović and Prof. Dr Siniša Dimković – Zvezdara Medical Center;

Prof. Dr Milan Pavlović – Institute for Cardiovascular Diseases Niš Medical Center;

Prof. Dr Branko Gligić, Assoc. Prof. Dr Dragan Dimčić – Military Medical Academy;

Dr Jelica Milosavljević – Jagodina Health Care Center;

Dr Časlav Stošiću – Vranje Health Care Center;

Dr Marko Zrnić – Kikinda Health Care Center;

Dr Živkica Branković – Smederevo Health Care Center;

Dr Nada Macura, Dr Branislav Laziću – City Center for Emergency Medical Services;

Dr Miloš Rackov – Zrenjanin Health Care Center;

Assisst. Prof. Dr Branislav Stefanović – CCS Institute for Cardiovascular Diseases;

Prof. Dr Marina Deljanin-Ilić – Niška Banja Institute for Rehabilitation of Rheumatic and Cardiac Diseases;

Dr Nadežda Trifunović – Užice Health Care Center;

Dr Milan Nikolić – Valjevo Health Care Center;

Dr Anđelka Vukičević – "Dr Milan Jovanović Batut" Institute of Public Health and associated collaborators:

Dr Vera Višekruna, Dr Snežana Bogunović, Dr Snežana Petrović, Ninoslav Lešjanin – City Center for Emergency Medical Services;

Assoc. Prof. Dr Ljubica Raković-Savčić – Military Medical Academy.

Sadržaj / Table of contents

I Uvod

I Introduction

II Metod

II Method

III Definicije

III Definitions

IV Slike i tabele

IV Figures and tables

IVa Stanovništvo Srbije u 2013. godini

IVa Population of Serbia, 2013

Tabela 1. Broj stanovnika u okruzima Srbije prema polu, 2013. godina

Table 1. Population of Serbia by age and sex, 2013

Slika 2. Broj stanovnika Srbije prema uzrastu i polu, 2013. godina

Figure 2. Population of Serbia by age and sex, 2013

IVb Kardiovaskularne bolesti kao vodeći uzrok umiranja u Srbiji, 2013. godina

IVb Cardiovascular diseases as leading cause of death, Serbia, 2013

Tabela 2. Vodeći uzroci umiranja u Srbiji, 2013. godina

Table 2. The most common causes of death, Serbia, 2013

Slika 3. Struktura umiranja od kardiovaskularnih bolesti (MKB10: I00–99), Srbija, 2013. godina

Figure 3. Deaths from cardiovascular diseases (ICD10: I00–99), Serbia, 2013

Slika 4. Struktura umiranja od ishemijskih bolesti srca (MKB: I20–25), Srbija, 2013. godina

Figure 4. Deaths from ischaemic heart diseases (ICD: I20–25), Serbia, 2013

IVc Broj novoobolelih od infarkta miokarda, nestabilne angine pektoris i akutnog koronarnog sindroma u Srbiji u 2013. godini

IVc Number of new cases of myocardial infarction, unstable angina and acute coronary syndrome, Serbia, 2013

Tabela 3. Broj novoobolelih od infarkta miokarda prema regionima, okruzima, uzrastu i polu, Srbija, 2013. godina

Table 3. Number of new cases of myocardial infarction by region, administrative district, age and sex, Serbia, 2013

Tabela 4. Broj novoobolelih od infarkta miokarda prema regionima, okruzima i uzrastu, Srbija, 2013. godina

Table 4. Number of new cases of myocardial infarction by region, administrative district and age, Serbia, 2013

Tabela 5. Broj novoobolelih od nestabilne angine pektoris prema regionima, okruzima, uzrastu i polu, Srbija, 2013. godina

Table 5. Number of new cases of unstable angina angina by region, administrative district, age and sex, Serbia, 2013

Tabela 6. Broj novoobolelih od nestabilne angine pektoris prema regionima, okruzima i uzrastu, Srbija, 2013. godina

Table 6. Number of new cases of unstable angina by region, administrative district and age, Serbia, 2013

Tabela 7. Broj novoobolelih od akutnog koronarnog sindroma prema regionima, okruzima, uzrastu i polu, Srbija, 2013. godina

Table 7. Number of new cases of acute coronary syndrome by region, administrative district, age and sex, Serbia, 2013

Tabela 8. Broj novoobolelih od akutnog koronarnog sindroma prema regionima, okruzima, i uzrastu, Srbija, 2013. godina

Table 8. Number of new cases of acute coronary syndrome by region, administrative district, and age, Serbia, 2013

IVd Stope incidencije od infarkta miokarda, nestabilne angine pektoris i akutnog koronarnog sindroma u Srbiji, 2013. godina

IVd Incidence rates of myocardial infarction, unstable angina and acute coronary syndrome, Serbia, 2013

Tabela 9. Stope incidencije od infarkta miokarda na 100.000 stanovnika prema regionima, okruzima, uzrastu i polu, Srbija, 2013. godina

Table 9. Incidence rates of myocardial infarction per 100.000 population by region, administrative district, age and sex, Serbia, 2013

Tabela 10. Stope incidencije od infarkta miokarda na 100.000 stanovnika prema regionima, okruzima i uzrastu, Srbija, 2013. godina

Table 10. Incidence rates of myocardial infarction per 100.000 population by region/administrative district, and age, Serbia, 2013

Tabela 11. Stope incidencije od nestabilne angine pektoris na 100.000 stanovnika prema regionima, okruzima, prema uzrastu i polu, Srbija 2013. godina

Table 11. Incidence rates of unstable angina per 100.000 population by region, administrative district, age and sex, Serbia, 2013

Tabela 12. Stope incidencije od nestabilne angine pektoris na 100.000 stanovnika prema regionima, okruzima, i prema uzrastu, Srbija 2013. godina

Table 12. Incidence rates of unstable angina per 100.000 population by region, administrative district, and age, Serbia, 2013

Tabela 13. Stope incidencije od akutnog koronarnog sindroma na 100.000 stanovnika prema regionima, okruzima, prema uzrastu i polu, Srbija 2013. godina

Table 13. Incidence rates of acute coronary syndrome per 100.000 population by region, administrative district, age and sex, Serbia, 2013

Tabela 14. Stope incidencije od akutnog koronarnog sindroma na 100.000 stanovnika prema regionima, okruzima, i prema uzrastu, Srbija 2013. godina

Table 14. Incidence rates of acute coronary syndrome per 100.000 population by region, administrative district, and age, Serbia, 2013

IVe Standardizovane stope incidencije od akutnog koronarnog sindroma po okruzima u Srbiji, 2013. godina

IVe Standardized incidence rates of acute coronary syndrome by administrative districts, Serbia, 2013

Slika 5. Standardizovane stope incidencije od akutnog koronarnog sindroma na 100.000 stanovnika po okruzima, Srbija, 2013. godina

Figure 5. Age-standardized incidence rates of acute coronary syndrome per 100.000 population by administrative districts, Serbia, 2013

IVf Broj umrlih od infarkta miokarda, nestabilne angine pektoris i akutnog koronarnog sindroma u Srbiji, 2013. godina

IVf Number of deaths of myocardial infarction, unstable angina and acute coronary syndrome, Serbia, 2013

Tabela 15. Broj umrlih od infarkta miokarda prema regionima, okruzima, uzrastu i polu, Srbija, 2013. godina

Table 15. Number of deaths caused by myocardial infarction, by region, administrative district, age and sex, Serbia, 2013

Tabela 16. Broj umrlih od infarkta miokarda prema regionima, okruzima, i uzrastu, Srbija, 2013. godina

Table 16. Number of deaths caused by myocardial infarction, by region, administrative district, and age, Serbia, 2013

Tabela 17. Broj umrlih od nestabilne angine pektoris prema regionima, okruzima, uzrastu i polu, Srbija, 2013. godina

Table 17. Number of deaths caused by unstable angina, by region, administrative district, age and sex, Serbia, 2013

Tabela 18. Broj umrlih od nestabilne angine pektoris prema regionima, okruzima, i uzrastu, Srbija, 2013. godina

Table 18. Number of deaths caused by unstable angina, by region, administrative district, and age, Serbia, 2013

Tabela 19. Broj umrlih od akutnog koronarnog sindroma prema regionima, okruzima, uzrastu i polu, Srbija, 2013. godina

Table 19. Number of deaths caused by acute coronary syndrome by region, administrative district, age and sex, Serbia, 2013

Tabela 20. Broj umrlih od akutnog koronarnog sindroma prema regionima, okruzima i uzrastu, Srbija, 2013. godina

Table 20. Number of deaths caused by acute coronary syndrome by region, administrative district, and age, Serbia, 2013

IVg Stope mortaliteta od infarkta miokarda, nestabilne angine pektoris i akutnog koronarnog sindroma u Srbiji, 2013. godina

IVg Mortality rates of myocardial infarction, unstable angina and acute coronary syndrome, Serbia, 2013

Tabela 21. Stope mortaliteta od infarkta miokarda na 100.000 stanovnika prema regionima, okruzima, uzrastu i polu, Srbija, 2013. godina

Table 21. Mortality rates of myocardial infarction per 100.000 population by region, administrative district, age and sex, Serbia, 2013

Tabela 22. Stope mortaliteta od infarkta miokarda na 100.000 stanovnika prema regionima, okruzima i uzrastu, Srbija, 2013. godina

Table 22. Mortality rates of myocardial infarction per 100.000 population by region, administrative district and age, Serbia, 2013

Tabela 23. Stope mortaliteta od nestabilne angine na 100.000 stanovnika prema regionima, okruzima, uzrastu i polu, Srbija, 2013. godina

Table 23. Mortality rates of unstable angina per 100.000 population by region, administrative district, age and sex, Serbia, 2013

Tabela 24. Stope mortaliteta od nestabilne angine na 100.000 stanovnika prema regionima, okruzima i uzrastu, Srbija, 2013. godina

Table 24. Mortality rates of unstable angina per 100.000 population by region, administrative district, and age, Serbia, 2013

Tabela 25. Stope mortaliteta od akutnog koronarnog sindroma na 100.000 stanovnika prema regionima, okruzima, prema uzrastu i polu, Srbija, 2013. godina

Table 25. Mortality rates of acute coronary syndrome per 100.000 population by region, administrative district, age and sex, Serbia, 2013

Tabela 26. Stope mortaliteta od akutnog koronarnog sindroma na 100.000 stanovnika prema regionima, okruzima i prema uzrastu, Srbija, 2013. godina

Table 26. Mortality rates of acute coronary syndrome per 100.000 population by region, administrative district and age, Serbia, 2013

IVh Standardizovane stope mortaliteta od akutnog koronarnog sindroma po okruzima u Srbiji, 2013. godina

IVh Standardized mortality rates of acute coronary syndrome by administrative districts, Serbia, 2013

Slika 6. Standardizovane stope mortaliteta od akutnog koronarnog sindroma na 100.000 stanovnika po okruzima, Srbija, 2013. godina

Figure 6. Age-standardized mortality rates of acute coronary syndrome per 100.000 population by administrative districts, Serbia, 2013

V Literatura

V References

VI Lista skraćenica

VI List of abbreviation

I Uvod

I Introduction

I UVOD

Akutni koronarni sindrom (AKS) podrazumeva grupu različitih kliničkih stanja koja nastaju kao posledica akutne ishemije i/ili nekroze miokarda čiji je uzrok najčešće akutna koronarna lezija, nastala rupturom aterosklerotičnog plaka u koronarnoj atereriji sa pratećom trombozom, inflamacijom, vazokonstrikcijom i mikroembolizacijom (1,2).

AKS može da se ispolji kao: nestabilna angina pektorisa, akutni infarkt miokarda bez i sa elevacijom ST segmenta ili kao iznenadna srčana smrt (2).

Prema desetoj reviziji Međunarodne klasifikacije bolesti (MKB10) šifra akutnog infarkta miokarda je I21, ponovljenog akutnog infarkta miokarda I22 i nestabilne angine pektorisa I20.0 (3).

Kao najteži oblik ishemijske bolesti srca (koronarne bolesti srca), AKS je jedan od najčešćih uzroka urgentnog prijema u bolnicu i iznenadne smrti u razvijenim delovima sveta, a poslednjih nekoliko decenija i u zemljama u razvoju (4,5).

Prema podacima Svetske zdravstvene organizacije (SZO), prosečno godišnje u svetu od akutnog infarkta miokarda oboli 6 miliona ljudi, pri čemu se letalni ishod javi kod više od 25% slučajeva (6).

Dosadašnja istraživanja u svetu (7,8,9) i kod nas (10,11,12,13,) obezbedila su dragocene kliničke, ali ne i epidemološke podatke o učestalosti akutnog koronarnog sindroma u populaciji.

Epidemiološka, populaciona istraživanja akutnog koronarnog sindroma su retka. Jedna od njih je danska kohortna studija sa preko 130.000 osoba uzrasta od 30 do 69 godina kojom je procenjeno da je sirova stopa incidencije od akutnog koronarnog sindroma iznosila 234 na 100.000 (14,15).

U našoj zemlji od 1980. godine zakonski je regulisana obaveza vođenja Registra za koronarnu bolest srca na osnovu Plana statističkih istraživanja od interesa za Republiku (Sl. glasnik SRS br. 32/79).

Međutim, neadekvatan set podataka na obrascu prijave, neprecizno metodološko uputstvo, nedovoljna edukacija kadra za vođenje Registra, kao i nedostatak informatičke podrške imali su za posledicu subregistraciju novootkrivenih slučajeva koronarne bolesti.

Tako je npr. u Srbiji, do kraja 90-ih broj prijavljenih lica sa koronarnim oboljenjem bio višestruko niži od prosečnog broja umrlih i za čak 20 puta manji od očekivanog broja obolelih od ishemijskih bolesti srca.

U cilju unapređenja evidentiranja ovih oboljenja, zakonodavac je u Srbiji pokušao da reguliše ovu oblast kroz više zakonskih i podzakonskih akata:

- Saveznim zakonom o statističkim istraživanjima i Programom statističkih istraživanja u oblasti zdravstva (Sl. list SRJ, br. 46/98);
- Saveznim zakonom o evidencijama u oblasti zdravstva (Sl. list SRJ 12/98);

– Pravilnikom o sredstvima za vođenje evidencija u oblasti zdravstva (Sl. list SRJ 6/2000);

Polazeći od nacionalnih potreba, mogućnosti i iskustva, tokom 2006. godine, zajedno sa Ekspertskim timom za AKS, stručnjaci Instituta Batut inicirali su organizovanje populacionog Registra za AKS (Registar za AKS u Srbiji – RAKSS).

Suštinu reorganizacije populacionog registra predstavljala je decentralizacija i uključivanje novih izvora podataka, pored postojećeg bolničkog registra svih koronarnih jedinica (REAKS-a).

Regionalni instituti i zavodi za javno zdravlje na teritoriji svojih okruga zaduženi su za vođenje regionalnih registara, a celokupnu bazu podataka ažurira i analizira Institut za javno zdravlje Srbije „Dr Milan Jovanović Batut”.

Pored koordinacije, Institut Batut ima važnu ulogu u sprovođenju kontinuirane edukacije zdravstvenih radnika koji rade na registru, analizi i evaluaciji kvaliteta podataka u cilju publikovanja godišnjih izveštaja.

U izveštaju populacionog registra pored apsolutnog broja novoobolelih i umrlih osoba od AKS prema uzrastu i polu, prikazane su i sirove i standardizovane stope incidencije i mortaliteta, kao i karakteristike bolesnika sa AKS lečenih u koronarnim jedinicama Srbije.

I INTRODUCTION

Acute coronary syndrome (ACS) implies a set of different clinical conditions that result from acute myocardial ischemia and/or necrosis caused most commonly by acute coronary lesions induced by a rupture of atherosclerotic plaque in a coronary artery with accompanying thrombosis, inflammation, vasoconstriction and microembolization (1,2).

ACS may manifest itself as unstable angina, acute myocardial infarction with or without ST elevation or sudden cardiac death (2).

Pursuant to 10th Revision of International Classification of Diseases (ICD-10) the codes of acute myocardial infarction, recurrent myocardial infarction and unstable angina are I21, I22 and I20.0, respectively (3).

As the most severe form of ischemic heart disease (coronary heart disease), ACS is one of the most common causes of emergency admissions to hospitals and sudden death in developed parts of the world, and in recent decades even in developing countries, as well (4,5).

According to the data published by the World Health Organization (WHO), 6 million people develop acute myocardial infarction worldwide each year, where the fatal outcome ensues in 25% of these cases (6).

Studies conducted internationally (7,8,9) and in our country (10,11,12,13,) generated precious clinical, but not the epidemiological data on the incidence of acute coronary syndrome in respective populations.

Epidemiological population studies of acute coronary syndrome are rare. Among them, there is a Danish cohort study covering over 130,000 persons aged 30 to 69 years, estimating that the crude incidence rate of acute coronary syndrome was 234 per 100,000 (14,15).

In our country legal obligation to keep the Register of Coronary Heart Disease was introduced in 1980, pursuant to the Statistics Study Plan of Interest for the Republic (Official Gazette SRS vol. 32/79).

However, an inadequate set of data on the registration form, imprecise methodological instructions, undertaining of staff in charge of register keeping, and lack of IT support resulted in subregistration of newly discovered cases of coronary disease.

Thus, in Serbia by the end of the nineties the number of reported cases of coronary disease was several times lower than the average number of died, and as many as 20 times below the expected number of persons with ischemic heart diseases.

In order to improve registration of these diseases, the Serbian legislation tried to cover the area by several laws and by-laws:

- Federal Law on Statistical Studies and Program of Statistical Studies in Health (Official Gazette FRY, vol. 46/98);
- Federal Law on Registers in Health (Official Gazette FRY 12/98);

– Rulebook on Means for Health-related Registers (Official Gazette FRY 6/2000);

In 2006, led by the national needs, resources and experiences, experts from the Batut Institute in cooperation with the ACS Expert Team initiated the establishment of the ACS Population Register in Serbia (RAKSS).

Decentralization and involvement of new sources of data, in addition to the current hospital register of all coronary units was the key aspect of reorganization of the population register (REAKS-a).

In all districts the pertinent regional institutes of public health are in charge of the regional registers, while the comprehensive database is updated and processed by the "Dr Milan Jovanović Batut" Institute of Public Health.

In addition to coordination, the Batut Institute plays an important role in continuous education of health care personnel in charge of the register, analysis and evaluation of the quality of data for publication of annual reports.

In addition to the absolute number of ACS new cases and number of persons died of ACS, by the sex and age, crude and standardized incidence and mortality rates are provided, as well as features of ACS patients treated in coronary units all over Serbia.

II Metod
II Method

II METOD

Populacioni registar za AKS u Srbiji sadrži podatke o: zdravstvenoj ustanovi koja je prijavila akutni koronarni sindrom, socijalno-demografskim karakteristikama obolelih, elektrokardiogramskom zapisu AKS, datumu postavljanja dijagnoze, načinu lečenja, ishodu bolesti i datumu prijave.

U cilju postizanja što boljeg kvaliteta podataka i njihove internacionalne komparabilnosti, za klasifikaciju i šifriranje svakog entiteta i modaliteta obeležja koja se prate registrom, korišćeni su međunarodni dijagnostički kriterijumi, klasifikacije i šifarnici (3,18,19,20).

Kriterijumi za dijagnozu AKS

Dijagnoza akutnog koronarnog sindroma se postavlja prema najnovijim preporukama Evropskog kardiološkog društva (European Society of Cardiology – ESC) (19,20).

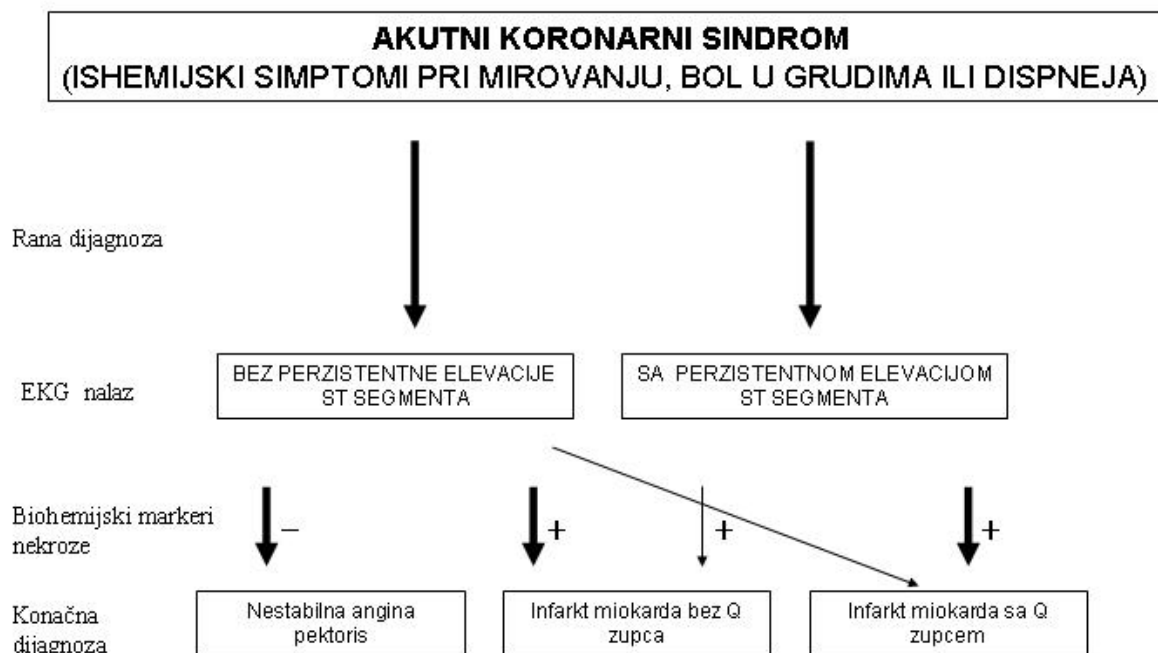
Prevođenje i španpanje preporuka je jedna od aktivnosti Ekspertskog tima, kao i njihova stalna primena od strane lekara putem redovne kontrinuirane medicinske edukacije.

U zavisnosti od elektrokardiogramskih promena u ranoj fazi, izdvajaju se dve kategorije bolesnika:

1. Bolesnici sa ishemijskim bolom ili njegovim ekvivalentima (najčešće dispnejom), kod kojih se elektrokardiogramski registruje perzistentna elevacija ST segmenta ili novonastali blok leve grane. Kod ovih bolesnika se najčešće kasnije razvije akutni infarkt miokarda sa Q zupcem;

2. Bolesnici sa ishemijskim bolom ili njegovim ekvivalentima bez perzistentne elevacije ST segmenta i bez novonastalog bloka leve grane. Kod njih se najčešće registruje trajna ili prolazna depresija ST segmenta, inverzija, aplatiranost ili pseudonormalizacija T talasa, nespecifične promene ST segmenta, a nekada i nema promena na elektrokardiogramu. Najveći deo ovih bolesnika nema biohemijske markere nekroze srčanog mišića i predstavlja grupu bolesnika sa nestabilnom anginom pektoris. Ako su prisutni biohemijski markeri to je grupa bolesnika sa akutnim infarktom miokarda bez elevacije ST segmenta, odnosno to su uglavnom bolesnici koji imaju akutni infarkt miokarda bez Q zupca. Takođe, mali procenat može imati akutni infarkt miokarda sa Q zupcem (slika 1) (2,21).

Slika 1. Klasifikacija akutnog koronarnog sindroma



Izvor: Braunwald E, et al. ACC/AHA;2002.

Izvori podataka o obolelima od AKS

Kao najvažniji izvor podataka o obolevanju od akutnog koronarnog sindroma korišćen je bolnički Nacionalni registra za akutni koronarni sindrom (REAKS). Podaci o osobama sa AKS iz koronarnih jedinica u Srbiji koje se nalaze u sastavu kliničkih i kliničko-bolničkih centara, instituta, zavoda, zdravstvenih centara, opštih i specijalnih bolnica, prikupljani su posebno kreiranim obrascem, tj. prijavom za akutni koronarni sindrom.

Pored ovog registra, kao dodatni izvori informacija koriste se i podaci iz:

- izveštaja o hospitalizaciji i otpusnih lista sa epikrizom,
- prateće dokumentacije zavoda za hitnu medicinsku pomoć i službi za hitnu medicinsku pomoć pri opštim bolnicama i domovima zdravlja,
- potvrda o smrti koje se šifriraju i obrađuju u institutima i zavodima za javno zdravlje gde je ishemijska bolest srca (MKB 10, pojedinačne šifre od I20 do I25), navedena kao osnovni i/ili neposredni uzrok smrti,
- protokola privatnih ordinacija/klinika,
- dokumentacije fonda zdravstvenog osiguranja.

Populacionim Registrom za akutni koronarni sindrom evidentiraju se svi slučajevi akutnog koronarnog sindroma na teritoriji Srbije.

Izvori podataka o umrlima od ishemijske bolesti srca, akutnog infarkta miokarda i akutnog koronarnog sindroma

Podaci o umrlim osobama od ishemijske bolesti srca, akutnog infarkta miokarda i akutnog koronarnog sindroma preuzeti su iz nepublikovanog materijala Republičkog zavoda za statistiku, koji su obrađeni u Odseku za prevenciju i kontrolu nezaraznih bolesti Instituta za javno zdravlje Srbije.

Analiza podataka

U cilju sagledavanja obolevanja i umiranja od akutnog koronarnog sindroma korišćene su proporcije, sirove (CR), uzrasno-specifične i standardizovane stope.

Kao imenilac za izračunavanje stopa incidencije i mortaliteta korišćen je procenjen broj stanovnika Srbije na dan 30. juna 2007. godine.

Brojioce stopa incidencije predstavljaju svi novooboleli slučajevi, a stope mortaliteta umrli od AKS za datu 2007. godinu.

Stope incidencije i mortaliteta računane su za sledeće uzraste: 25–64, 0–64 i 0–75 i više godina.

Standardizovane stope dobijene su metodom direktne standardizacije, gde je kao standardna populacija korišćena populacija Evrope (Age standardized rate – Europe, ASR–E) i sveta (Age standardized rate – World, ASR–W) (22, 23).

Informatičku podršku registru pružila je aplikacija registra za akutni koronarni sindrom koju je razvio Institut za javno zdravlje Srbije.

II METHOD

The Serbian ACS population register contains the data on health institution reporting the acute coronary syndrome, social-demographic features of patients, ACS electrocardiographic recording, date of diagnosis establishment, mode of treatment, disease outcome and reporting date.

In order to improve the quality of data and their international comparability, classification and coding of each entity and feature modality covered by the register, international diagnostic criteria, classifications and codes have been used (3,18,19,20).

ACS Diagnostic Criteria

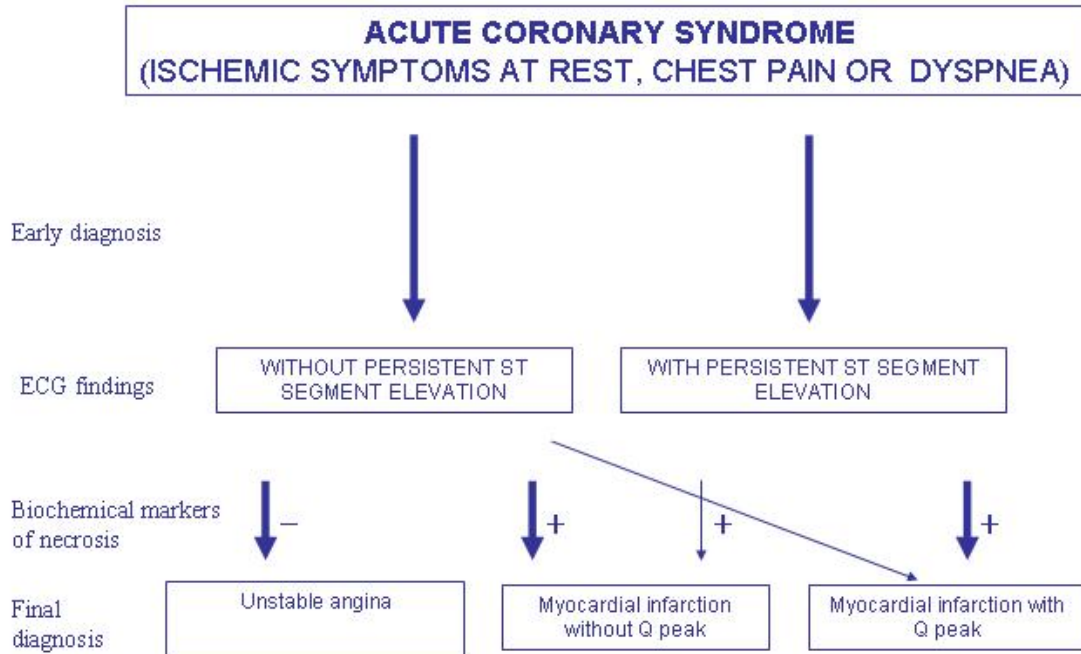
The diagnosis of acute coronary syndrome is established pursuant to the latest recommendations of the European Society of Cardiology (ESC) (19,20).

Translation and publication of the recommendations is one of the expert team activities, together with their continuous implementation by practicing physicians through regular continuous medical training.

Two groups of patients may be differentiated, by the electrocardiographic changes in the early stage:

1. Patients with ischemic pain or its equivalent (usually dyspnea) in whom the electrocardiograph registers persistent elevation of ST segment or new left bundle branch block. Acute myocardial infarction with Q peak usually develops subsequently in these patients;
2. Patients with ischemic pain or its equivalent without persistent elevation of ST segment and without a new left bundle branch block. They usually manifest continuous or transient ST segment depression, inversion, plateau or pseudonormalization of T waves, non-specific changes of ST segment and, sometimes absence of any ECG abnormalities. Most of these patients have no biochemical markers of myocardial necrosis and they belong to the group with unstable angina. If the biochemical markers are present, these are patients with acute myocardial infarction without ST elevation, i.e. patients with acute myocardial infarction without Q peak. Also, a small percentage may have acute myocardial infarction with Q peak (Figure 1) (2,21).

Figure 1. Acute coronary syndrome classification



Source: Braunwald E, et al. ACC/AHA;2002.

Sources of data on ACS patients

The national hospital acute coronary syndrome register (REAKS) was the most important source of data. The data on ACS patients from coronary units in Serbia organized within regional and teaching hospitals, general and specialized hospitals, institutes and health care centers were collected by a specially designed form, i.e. acute coronary syndrome report form.

In addition to the register, the following sources information were also used

- Hospitalization reports and discharge summaries with epicrisis,
- Substantiating documentation of institutes for emergency medical care and emergency services associated with general hospitals and health care centers,
- Death certificates that are coded and processed at the institutes of public health where ischemic heart disease (ICD-10 codes 120-125) was specified as the underlying and/or immediate cause of death
- Protocols of private clinics,
- Documentation of the Health Insurance Fund.

The ACS population register records all cases of acute coronary syndrome on the territory of Serbia.

Sources of information on people died of ischemic heart disease, acute myocardial infarction and acute coronary syndrome

The data on patients who died of ischemic heart disease, acute myocardial infarction and acute coronary syndrome were taken over from unpublished material of the National Statistics Office and processed at the Department of Prevention and Control on Non-communicable Diseases of the Institute of Public Health of Serbia.

Data analysis

In order to highlight the aspects of acute coronary syndrome morbidity and mortality proportions, crude rates, age-specific and standardized rates were used.

The estimated population of Serbia as of 30 June 2007 was used as the denominator for the calculations of incidence and mortality rates.

Newly diagnosed cases and number of persons who died of ACS in 2007 were the nominators for the given year.

The incidence and mortality rates were calculated for the following age groups: 25–64, 0–64, 0–75 and more years.

The standardized rates were obtained by the direct standardization method, where the populations of Europe (Age Standardized Rate – Europe, ASR–E) and World (Age Standardized Rate – World, ASR–W) were used as standard populations (22, 23).

The IT support to the register was provided by the acute coronary system register application developed by the Institute of Public Health of Serbia.

III Definicije
III Definition

III DEFINICIJE

Kardiovaskularne bolesti (KVB) predstavljaju veliku i heterogenu grupu oboljenja, koje prema MKB10 (šifre I00 – I99) obuhvataju sledeće poremećaje zdravlja: akutnu reumatsku groznicu, hronične reumatske bolesti srca, bolesti prouzrokovane povišenim krvnim pritiskom, ishemijsku bolest srca (koronarnu bolest srca), bolesti srca plućnog porekla i bolesti krvnih sudova pluća, bolesti krvnih sudova mozga, bolesti arterija, malih arterija i kapilara, vena, limfnih sudova i limfnih čvorova i druge i neoznačene bolesti srca i krvotoka (3).

Ishemijska bolest srca (MKB10: I20–25) je najčešća bolest iz ove velike grupe, a nastaje kao posledica ateroskleroze u koronarnim arterijama. Zbog aterosklerotičnih promena u koronarnim arterijama dolazi do nedovoljnog snabdevanja srčanog mišića krvlju (ishemije, nekroze). Prema SZO postoje 4 klinička oblika ishemijske bolesti srca: angina pektoris, akutni infarkt miokarda, iznenadna srčana smrt i ishemijska kardiomiopatija (23).

Anginu pektoris (MKB10: I20) karakteriše **reverzibilna ishemija** i ona se prema patofiziološkom mehanizmu, prognozi, težini kliničke slike i terapiji deli na **stabilnu** i **nestabilnu**. **Stabilna angina pektoris** (MKB10: I20.1) je hronična i stabilna forma, dok je **nestabilna angina pektoris** (MKB10: I20.0) akutna i nestabilna forma ishemijske bolesti srca (2).

Akutni infarkt miokarda (MKB10: I21 i I22) karakteriše **ireverzibilna ishemija** koja progredira do nekroze. **Iznenadna (nagla) srčana smrt** nastaje u akutnoj, nestabilnoj fazi bolesti zbog ishemijske praćene teškim poremećajima ritma, ventrikularnom fibrilacijom ili ventrikularnom tahikardijom. **Ishemijska kardiomiopatija** (MKB10: I25.5) je klinička forma ishemijske bolesti srca u kojoj, zbog značajnog gubitka srčanog tkiva i smanjene funkcije srca dominiraju znaci srčane insuficijencije (2).

Nestabilna angina pektoris, infarkt miokarda bez elevacije ST segmenta, infarkt miokarda sa elevacijom ST segmenta i iznenadna (nagla) srčana smrt predstavljaju akutne, nestabilne oblike ishemijske bolesti srca pod zajedničkim nazivom **akutni koronarni sindrom** (2).

Stopa incidencije je broj novoobolelih tokom određenog perioda u definisanoj populaciji.

Potvrđena stopa incidencije za AKS predstavlja ukupan broj nefatalnih i fatalnih novodijagnostikovanih slučajeva AKS u definisanom periodu u odnosu na broj stanovnika sredinom posmatranog perioda.

Uzrasno-specifična stopa incidencije za AKS je broj slučajeva akutnog koronarnog sindroma u definisanoj uzrasnoj grupi (najčešće petogodišnji interval) na 100.000 stanovnika te uzrasne grupe.

Stopa mortaliteta je broj umrlih tokom određenog perioda u definisanoj populaciji.

Stopa mortaliteta za AKS predstavlja broj slučajeva umrlih od akutnog koronarnog sindroma u definisanom periodu u odnosu na broj stanovnika sredinom posmatranog perioda.

Uzrasno-specifična stopa mortaliteta je broj umrlih od akutnog koronarnog sindroma u definisanoj uzrasnoj grupi (najčešće petogodišnji interval) na 100.000 stanovnika te uzrasne grupe.

Standardizovane stope incidencije i mortaliteta su fiktivne vrednosti dobijene metodom direktne standardizacije, gde je kao standardna populacija korišćena populacija Evrope (ASR–E) i populacija sveta (ASR–W).

III DEFINITIONS

Cardiovascular Diseases (CVD) comprise a large and heterogeneous group of diseases including, according to the ICD-10 (codes I00 – I99) the following health disorders: acute rheumatic fever, chronic rheumatic diseases of the heart, hypertension induced diseases, ischemic heart diseases (coronary heart disease), lung-based heart diseases and diseases of the lung vessels, diseases of cerebral blood vessels, arterial diseases, diseases of arterioles and capillaries, veins, lymphatic vessels and lymph nodes, and other unspecified diseases of the heart and circulation (3).

Ischemic heart disease (ICD-10: I20–25) is the most common disease in this group, resulting from atherosclerosis of the coronary arteries. Due to atherosclerotic changes in the coronary arteries, the myocardium suffers from insufficient blood supply (ischemia, necrosis). According to the WHO there are 4 clinical forms of ischemic heart disease: angina, acute myocardial infarction, sudden heart death and ischemic cardiomyopathy (23).

Angina (ICD-10: I20) is characterized by **reversible ischemia**. By the pathophysiological mechanism, prognosis, severity of clinical features and treatment it is classified into **stable** and **unstable**. **Stable angina** (ICD10: I20.1) is the chronic and stable form, while **unstable angina** (ICD-10: I20.0) is the acute and unstable form of ischemic heart disease (2).

Acute myocardial infarction (ICD-10: I21 i I22) is characterized by **irreversible ischemia** progressing to necrosis. **Sudden cardiac death** occurs in acute, unstable phase of the disease due to ischemia accompanied with severe rhythm disorders, ventricular fibrillation or ventricular tachycardia. **Ischemic cardiomyopathy** (ICD-10: I25.5) is a clinical form of ischemic heart disease where signs of cardiac failure predominate due to significant loss of cardiac tissue and impaired cardiac function (2).

Unstable angina, myocardial infarction without ST segment elevation, myocardial infarction with ST segment elevation and sudden cardiac death are acute unstable forms of ischemic heart disease that are jointly termed as **acute coronary syndrome** (2).

Incidence rate is a number of new cases over a specified period time in a specified population.

Confirmed ACS incidence rate is the total number of non-fatal and fatal new ACS cases over a specified period of time against the population in the middle of the specified period.

Age-specific ACS incidence rate is the number of cases of acute coronary syndrome in a defined age group (usually a 5 yr interval) per the population of 100,000 in this age group.

Mortality rate is the number of deceased over a certain period in a specified population.

ACS mortality rate is the number of fatal outcomes of acute coronary syndrome over a certain period in a specified population.

Age-specific mortality rate is the number of fatal outcomes of acute coronary syndrome in a defined age group (usually a 5 yr interval) per the population of 100,000 in this age group.

Standardized incidence and mortality rates are fictitious values obtained by the direct standardization method, where the populations of Europe (ASR–E) and World (ASR–W) were used as the standard populations.

IV Slike i tabele

IV Figures and tables

IVa Stanovništvo Srbije u 2013. godini
IVa Population of Serbia, 2013

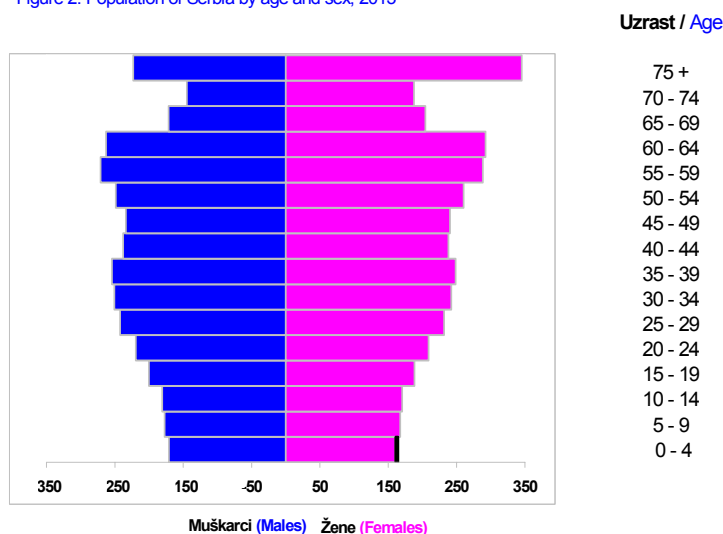
Tabela 1. Broj stanovnika u okruzima Srbije prema polu, 2013.* godina
 Table 1. Population of Serbia by administrative districts, by sex, 2013*

Teritorija	Muškarci	Žene	Ukupno
Region/District	Males	Females	Total
SRBIJA (Serbia)	7164132	3488459	3675673
VOJVODINA (Vojvodina)	1912095	930811	981284
CENTRALNA SRBIJA (Central Serbia)	5252037	2557648	2694389
Severno-bački (North Backa)	184754	89147	95607
Srednje-banatski (Middle Banat)	184310	90181	94129
Severno-banatski (North Banat)	144672	70793	73879
Južno-banatski (South Banat)	289764	142180	147584
Zapadno-bački (West Backa)	183970	89824	94146
Južno-bački (South Backa)	616110	296896	319214
Sremski (Srem)	308515	151790	156725
Grad Beograd (City of Belgrade)	1669551	789265	880286
Mačvanski (Macva)	293597	145505	148092
Kolubarski (Kolubara)	171467	84997	86470
Podunavski (Danube)	196285	96775	99510
Braničevski (Branicevo)	179453	87272	92181
Šumadijski (Sumadija)	290542	142406	148136
Pomoravski (Morava)	210796	102285	108511
Borski (Bor)	121910	59587	62323
Zaječarski (Zajecar)	116663	56950	59713
Zlatiborski (Zlatibor)	281475	139309	142166
Moravički (Moravica)	209367	102841	106526
Raški (Raska)	308387	152819	155568
Rasinski (Rasina)	237490	116883	120607
Nišavski (Nisava)	372220	182811	189409
Toplički (Toplica)	89572	45094	44478
Pirotski (Pirot)	90216	45675	44541
Jablanički (Jablanica)	211890	105744	106146
Pčinjski (Pcinj)	201156	101430	99726

* Procena na dan 30. juna 2013, Republički zavod za statistiku, Beograd, 2014

*Estimate on June 30th, 2013, Republic Statistical Office, Belgrade, 2014

Slika 2. Broj stanovnika Srbije prema uzrastu i polu, 2013.* godina
 Figure 2. Population of Serbia by age and sex, 2013*



*Procena na dan 30.06.2013, Republički zavod za statistiku, Beograd, 2014.

* Estimate on June 30th, 2013, Republic Statistical Office, Belgrade, 2014

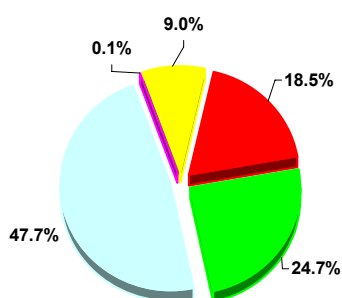
**IVb Kardiovaskularne bolesti kao vodeći uzrok umiranja u Srbiji, 2013.
godina**

IVb Cardiovascular diseases as leading cause of death in Serbia, 2013

Tabela 2. Vodeći uzroci umiranja u 2013. godina
Table 2 The most common causes of death in Serbia, 2013

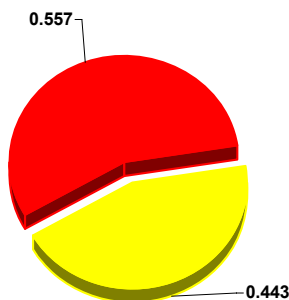
Vodeći uzroci umiranja / The most common causes of death	Broj (n)	Učešće
Bolesti sistema krvotoka / Cardiovascular diseases	53367	53.2%
Zloćudni tumori / Malignant tumors	21646	21.6%
Nedefinisani simptomi i znaci / Undefined symptoms and signs	4436	4.4%
Povrede i trovanja / Injuries and poisoning	3172	3.2%
Bolesti sistema za disanje / Respiratory diseases	4833	4.8%
Ostali uzroci umiranja / Other causes of death	12846	12.8%
Ukupno / Total	100300	100.0%

Slika 3. Struktura umiranja od kardiovaskularnih bolesti (MKB 10: I00-I99), Srbija 2013. godina
Figure 3 Deaths from cardiovascular diseases (ICD 10:I00-I99)



Reumatska bolest srca (MKB10: I00-I09) / Rheumatic heart disease (ICD10: I00-I09)	0.1%
Hipertenzivna bolest srca (MKB10: I10-15) / Hypertensive heart disease (ICD10: I10-15)	9.0%
Ishemijska bolest srca (MKB10: I20-25) / Ischaemic heart disease (ICD10: I20-25)	18.5%
Cerebrovaskularna bolest (MKB10: I60-69) / Cerebrovascular disease (ICD10: I60-69)	24.7%
Ostale bolesti srca i sistema krvotoka / Other cardiovascular diseases	47.7%

Slika 4. Struktura umiranja od ishemijske bolesti srca (MKB 10: I20-I25), Srbija 2013. godina
Figure 4 Deaths from ischaemic heart diseases (ICD 10:I20-I25)



Akutni koronarni sindrom (MKB10: I20.0, I21, I22) / Acute coronary syndrome (ICD10: I20.0, I21, I22)	55.7%
Ostale ishemijske bolesti srca (MKB10: I20.1-20.9, I23, I24, I25) / Other ischaemic heart diseases (ICD10: I20.1-20.9, I23, I24, I25)	44.3%
	100.0%

IVc Broj novoobolelih od infarkta miokarda, nestabilne angine pektoris i akutnog koronarnog sindroma u Srbiji u 2013. godini

IVc Number of new cases of myocardial infarction, unstable angina and acute coronary syndrome in Serbia, 2013

Tabela 3. (nastavak)

Table 3. (continued)

Uzrast (Age)						Ukupan broj i učešće (Total number and proportion)							
						25-64		35-64		0-64		0-75+	
50-54	55-59	60-64	65-69	70-74	75+	Broj	%	Broj	%	Broj	%	Broj	%
857	1192	1399	1176	1206	2167	4491	100%	4443	100%	4501	100%	9050	100%
252	411	652	622	829	2328	1548	100%	1537	100%	1548	100%	5327	100%
262	342	423	327	394	518	1312	29.2%	1305	29.4%	1314	29.2%	2553	28.2%
68	119	182	165	230	598	435	28.1%	434	28.2%	435	28.1%	1428	26.8%
595	850	976	849	812	1649	3179	70.8%	3138	70.6%	3187	70.8%	6497	71.8%
184	292	470	457	599	1730	1113	71.9%	1103	71.8%	1113	71.9%	3899	73.2%
36	30	44	35	29	47	144	3%	144	3%	145	3%	256	3%
5	7	21	18	25	54	43	3%	43	3%	43	3%	140	3%
25	22	34	47	37	49	101	2%	101	2%	101	2%	234	3%
7	19	24	17	24	65	57	4%	57	4%	57	4%	163	3%
13	24	29	28	27	34	85	2%	84	2%	85	2%	174	2%
4	14	13	8	26	40	36	2%	36	2%	36	2%	110	2%
45	72	76	55	125	100	250	6%	249	6%	251	6%	531	6%
16	15	40	33	41	93	87	6%	87	6%	87	6%	254	5%
19	35	35	25	34	59	106	2%	106	2%	106	2%	224	2%
5	7	8	19	23	71	25	2%	25	2%	25	2%	138	3%
95	114	163	107	95	158	480	11%	477	11%	480	11%	840	9%
29	47	57	51	69	183	153	10%	152	10%	153	10%	456	9%
29	45	42	30	47	71	146	3%	144	3%	146	3%	294	3%
2	10	19	19	22	92	34	2%	34	2%	34	2%	167	3%
217	286	294	242	233	432	1082	24%	1064	24%	1086	24%	1993	22%
55	98	142	139	172	485	356	23%	351	23%	356	23%	1152	22%
30	45	63	57	47	123	165	4%	162	4%	165	4%	392	4%
10	10	29	17	27	108	57	4%	56	4%	57	4%	209	4%
26	38	49	29	27	64	144	3%	142	3%	144	3%	264	3%
10	12	15	11	20	69	41	3%	41	3%	41	3%	141	3%
16	23	24	19	9	24	87	2%	87	2%	87	2%	139	2%
6	15	11	10	24	35	41	3%	41	3%	41	3%	110	2%
12	13	31	20	23	42	71	2%	71	2%	71	2%	156	2%
4	6	10	8	17	32	23	1%	23	1%	23	1%	80	2%
31	63	60	56	49	104	208	5%	206	5%	210	5%	419	5%
12	13	36	40	38	103	70	5%	70	5%	70	5%	251	5%
14	40	36	34	46	68	121	3%	121	3%	121	3%	269	3%
7	18	16	14	21	66	44	3%	44	3%	44	3%	145	3%
15	34	44	34	28	73	132	3%	128	3%	133	3%	268	3%
7	11	18	15	34	80	40	3%	40	3%	40	3%	169	3%
25	30	44	39	41	79	120	3%	119	3%	120	3%	279	3%
8	6	16	22	34	71	35	2%	35	2%	35	2%	162	3%
30	45	51	56	48	107	152	3%	150	3%	152	3%	363	4%
12	17	27	34	37	126	60	4%	60	4%	60	4%	257	5%
33	21	32	26	41	76	112	2%	110	2%	113	3%	256	3%
11	16	27	16	20	70	65	4%	62	4%	65	4%	171	3%
33	36	57	40	55	127	168	4%	166	4%	168	4%	390	4%
13	16	38	34	37	155	83	5%	82	5%	83	5%	309	6%
28	43	58	51	43	91	164	4%	164	4%	164	4%	349	4%
5	14	18	36	43	106	39	3%	39	3%	39	3%	224	4%
32	49	50	54	57	102	162	4%	162	4%	162	4%	375	4%
8	11	26	20	26	94	55	4%	55	4%	55	4%	195	4%
6	7	11	10	4	10	31	1%	31	1%	31	1%	55	1%
1	3	3	3	4	8	7	0%	7	0%	7	0%	22	0%
12	24	26	22	25	43	76	2%	75	2%	76	2%	166	2%
1	10	6	5	13	47	18	1%	18	1%	18	1%	83	2%
16	20	22	19	14	22	79	2%	77	2%	79	2%	134	1%
3	8	16	13	10	26	37	2%	37	2%	37	2%	86	2%
19	33	24	41	22	62	105	2%	103	2%	105	2%	230	3%
11	8	16	20	22	49	42	3%	42	3%	42	3%	133	2%

Tabela 4. Broj novoobolelih od infarkta miokarda prema regionima, okruzima i uzrastu, Srbija, 2013. godina

Table 4. Number of new cases by myocardial infarction by region, administrative district and age, Serbia, 2013

Region/ okrug (Region/District)	Uzrast (Age)									
	0-4	5-9	10-14	15-19	20-24	25-29	30-34	35-39	40-44	45-49
Srbija (Serbia)	0	0	0	1	9	15	44	160	355	702
Vojvodina (Vojvodina)	0	0	0	0	2	1	7	37	100	206
Centralna Srbija (Central Serbia)	0	0	0	1	7	14	37	123	255	496
Severnobački (North Backa)	0	0	0	0	1	0	0	3	10	31
Srednjebanatski (Middle Banat)	0	0	0	0	0	0	0	1	11	15
Severobanatski (North Banat)	0	0	0	0	0	0	1	1	9	13
Južnobanatski (South Banat)	0	0	0	0	1	0	1	8	20	44
Zapadnobački (West Backa)	0	0	0	0	0	0	0	3	7	12
Južnobački (South Backa)	0	0	0	0	0	1	3	15	37	72
Sremski (Srem)	0	0	0	0	0	0	2	6	6	19
Grad Beograd (City of Belgrade)	0	0	0	0	4	8	15	59	94	170
Mačvanski (Macva)	0	0	0	0	0	0	4	7	5	19
Kolubarski (Kolubara)	0	0	0	0	0	1	1	5	13	15
Podunavski (Danube)	0	0	0	0	0	0	0	3	11	19
Braničevski (Branicevo)	0	0	0	0	0	0	0	2	10	6
Šumadijski (Sumadija)	0	0	0	0	2	1	1	9	17	35
Pomoravski (Morava)	0	0	0	0	0	0	0	3	6	25
Borski (Bor)	0	0	0	1	0	0	4	6	8	25
Zaječarski (Zajecar)	0	0	0	0	0	0	1	1	9	15
Zlatiborski (Zlatibor)	0	0	0	0	0	0	2	4	8	16
Moravički (Moravica)	0	0	0	0	1	2	3	2	8	22
Raški (Raska)	0	0	0	0	0	1	2	3	16	36
Rasinski (Rasina)	0	0	0	0	0	0	0	5	13	19
Nišavski (Nisava)	0	0	0	0	0	0	0	4	16	21
Toplički (Toplica)	0	0	0	0	0	0	0	1	0	6
Pirotski (Pirot)	0	0	0	0	0	0	1	2	5	7
Jablanički (Jablanica)	0	0	0	0	0	0	2	4	7	18
Pčinjski (Pcinj)	0	0	0	0	0	1	1	3	9	22

Tabela 4. (nastavak)

Table 4. (continued)

Uzrast (Age)						Ukupan broj i učešće (Total number and proportion)							
						25-64		35-64		0-64		0-75+	
50-54	55-59	60-64	65-69	70-74	75+	Broj	%	Broj	%	Broj	%	Broj	%
1109	1603	2051	1798	2035	4495	6039	100%	5980	100%	6049	100%	14377	100%
330	461	605	492	624	1116	1747	28.9%	1739	29.1%	1749	28.9%	3981	27.7%
779	1142	1446	1306	1411	3379	4292	71.1%	4241	70.9%	4300	71.1%	10396	72.3%
41	37	65	53	54	101	187	3%	187	3%	188	3%	396	3%
32	41	58	64	61	114	158	3%	158	3%	158	3%	397	3%
17	38	42	36	53	74	121	2%	120	2%	121	2%	284	2%
61	87	116	88	166	193	337	6%	336	6%	338	6%	785	5%
24	42	43	44	57	130	131	2%	131	2%	131	2%	362	3%
124	161	220	158	164	341	633	10%	629	11%	633	10%	1296	9%
31	55	61	49	69	163	180	3%	178	3%	180	3%	461	3%
272	384	436	381	405	917	1438	24%	1415	24%	1442	24%	3145	22%
40	55	92	74	74	231	222	4%	218	4%	222	4%	601	4%
36	50	64	40	47	133	185	3%	183	3%	185	3%	405	3%
22	38	35	29	33	59	128	2%	128	2%	128	2%	249	2%
16	19	41	28	40	74	94	2%	94	2%	94	2%	236	2%
43	76	96	96	87	207	278	5%	276	5%	280	5%	670	5%
21	58	52	48	67	134	165	3%	165	3%	165	3%	414	3%
22	45	62	49	62	153	172	3%	168	3%	173	3%	437	3%
33	36	60	61	75	150	155	3%	154	3%	155	3%	441	3%
42	62	78	90	85	233	212	4%	210	4%	212	4%	620	4%
44	37	59	42	61	146	177	3%	172	3%	178	3%	427	3%
46	52	95	74	92	282	251	4%	248	4%	251	4%	699	5%
33	57	76	87	86	197	203	3%	203	3%	203	3%	573	4%
40	60	76	74	83	196	217	4%	217	4%	217	4%	570	4%
7	10	14	13	8	18	38	1%	38	1%	38	1%	77	1%
13	34	32	27	38	90	94	2%	93	2%	94	2%	249	2%
19	28	38	32	24	48	116	2%	114	2%	116	2%	220	2%
30	41	40	61	44	111	147	2%	145	2%	147	2%	363	3%

Tabela 5. (nastavak)

Table 5. (continued)

Uzrast (Age)						Ukupan broj i učešće (Total number and proportion)							
						25-64		35-64		0-64		0-75+	
50-54	55-59	60-64	65-69	70-74	75+	Broj	%	Broj	%	Broj	%	Broj	%
194	308	399	335	270	464	1147	100%	1126	100%	1153	100%	2222	100%
125	185	260	260	247	479	668	100%	662	100%	668	100%	1654	100%
48	77	85	54	47	86	276	24.1%	272	24.2%	276	23.9%	463	20.8%
20	38	40	51	45	84	112	16.8%	111	16.8%	112	16.8%	292	17.7%
146	231	314	281	223	378	871	75.9%	854	75.8%	877	76.1%	1759	79.2%
105	147	220	209	202	395	556	83.2%	551	83.2%	556	83.2%	1362	82.3%
13	15	18	15	7	13	60	5%	60	5%	60	5%	95	4%
4	6	8	13	14	19	24	4%	24	4%	24	4%	70	4%
8	12	11	8	9	10	42	4%	42	4%	42	4%	69	3%
5	10	7	11	7	19	24	4%	24	4%	24	4%	61	4%
9	14	13	8	10	15	49	4%	48	4%	49	4%	82	4%
1	9	7	8	9	11	17	3%	17	3%	17	3%	45	3%
3	3	7	3	6	11	20	2%	19	2%	20	2%	40	2%
3	1	6	2	7	5	11	2%	11	2%	11	2%	25	2%
3	7	8	2	4	14	21	2%	21	2%	21	2%	41	2%
1	1	3	1	2	9	7	1%	7	1%	7	1%	19	1%
8	20	23	12	9	14	63	5%	61	5%	63	5%	98	4%
4	8	5	12	3	15	19	3%	18	3%	19	3%	49	3%
4	6	5	6	2	9	21	2%	21	2%	21	2%	38	2%
2	3	4	4	3	6	10	1%	10	2%	10	1%	23	1%
81	113	166	155	117	192	465	41%	451	40%	471	41%	935	42%
54	65	114	106	94	222	283	42%	281	42%	283	42%	705	43%
10	17	9	11	5	14	49	4%	48	4%	49	4%	79	4%
7	6	12	7	5	14	27	4%	26	4%	27	4%	53	3%
5	5	9	7	5	9	24	2%	24	2%	24	2%	45	2%
1	2	5	4	0	13	8	1%	8	1%	8	1%	25	2%
1	3	4	2	2	0	9	1%	9	1%	9	1%	13	1%
1	0	2	3	0	1	4	1%	4	1%	4	1%	8	0%
0	1	1	1	1	1	3	0%	3	0%	3	0%	6	0%
0	0	0	2	0	3	0	0%	0	0%	0	0%	5	0%
1	1	8	4	1	2	13	1%	13	1%	13	1%	20	1%
0	3	2	2	0	4	5	1%	5	1%	5	1%	11	1%
3	7	7	3	3	5	20	2%	20	2%	20	2%	31	1%
2	3	4	6	5	9	9	1%	9	1%	9	1%	29	2%
3	12	11	6	6	21	35	3%	35	3%	35	3%	68	3%
1	7	10	7	9	13	21	3%	19	3%	21	3%	50	3%
7	9	14	12	17	25	33	3%	33	3%	33	3%	87	4%
3	6	8	7	12	16	18	3%	18	3%	18	3%	53	3%
8	15	11	9	13	15	37	3%	37	3%	37	3%	74	3%
8	2	5	10	7	20	18	3%	18	3%	18	3%	55	3%
4	4	13	11	8	18	29	3%	28	2%	29	3%	66	3%
3	4	6	3	7	14	14	2%	14	2%	14	2%	38	2%
3	6	1	7	4	5	10	1%	10	1%	10	1%	26	1%
4	4	5	3	5	3	16	2%	16	2%	16	2%	27	2%
2	16	20	14	13	16	45	4%	44	4%	45	4%	88	4%
3	10	18	11	9	16	36	5%	36	5%	36	5%	72	4%
8	5	20	20	11	24	39	3%	39	3%	39	3%	94	4%
4	16	18	18	30	23	43	6%	43	6%	43	6%	114	7%
0	2	3	1	2	5	6	1%	6	1%	6	1%	14	1%
1	0	0	3	1	3	3	0%	3	0%	3	0%	10	1%
2	4	3	4	4	7	13	1%	13	1%	13	1%	28	1%
2	8	2	2	7	5	13	2%	13	2%	13	2%	27	2%
6	6	13	7	10	11	30	3%	30	3%	30	3%	58	3%
8	9	9	12	9	11	31	5%	31	5%	31	5%	63	4%
2	5	1	7	1	8	11	1%	11	1%	11	1%	27	1%
3	2	0	3	2	5	7	1%	7	1%	7	1%	17	1%

Tabela 6. Broj novoobolelih od nestabilne angine pektoris prema regionima, okruzima i uzrastu, Srbija, 2013. godina

Table 6. Number of new cases by unstable angina angina by region, administrative district and age, Serbia, 2013

Region/ okrug (Region/District)	Uzrast (Age)									
	0-4	5-9	10-14	15-19	20-24	25-29	30-34	35-39	40-44	45-49
Srbija (Serbia)	0	0	0	2	4	9	18	51	82	184
Vojvodina (Vojvodina)	0	0	0	0	0	2	3	9	18	48
Centralna Srbija (Central Serbia)	0	0	0	2	4	7	15	42	64	136
Severnobački (North Backa)	0	0	0	0	0	0	0	4	2	14
Srednjebanatski (Middle Banat)	0	0	0	0	0	0	0	0	2	11
Severobanatski (North Banat)	0	0	0	0	0	0	1	3	3	6
Južnobanatski (South Banat)	0	0	0	0	0	0	1	0	2	5
Zapadnobački (West Backa)	0	0	0	0	0	0	0	0	2	3
Južnobački (South Backa)	0	0	0	0	0	2	1	2	4	5
Sremski (Srem)	0	0	0	0	0	0	0	0	3	4
Grad Beograd (City of Belgrade)	0	0	0	2	4	5	11	27	35	77
Mačvanski (Macva)	0	0	0	0	0	1	1	2	5	6
Kolubarski (Kolubara)	0	0	0	0	0	0	0	0	2	3
Podunavski (Danube)	0	0	0	0	0	0	0	0	1	1
Braničevski (Branicevo)	0	0	0	0	0	0	0	1	0	0
Šumadijski (Sumadija)	0	0	0	0	0	0	0	0	3	0
Pomoravski (Morava)	0	0	0	0	0	0	0	1	0	2
Borski (Bor)	0	0	0	0	0	1	1	1	3	6
Zaječarski (Zajecar)	0	0	0	0	0	0	0	2	1	1
Zlatiborski (Zlatibor)	0	0	0	0	0	0	0	1	2	3
Moravički (Moravica)	0	0	0	0	0	0	1	1	0	7
Raški (Raska)	0	0	0	0	0	0	0	0	0	3
Rasinski (Rasina)	0	0	0	0	0	0	1	1	5	5
Nišavski (Nisava)	0	0	0	0	0	0	0	1	3	7
Toplički (Toplica)	0	0	0	0	0	0	0	0	1	2
Pirotski (Pirot)	0	0	0	0	0	0	0	0	0	5
Jablanički (Jablanica)	0	0	0	0	0	0	0	2	2	6
Pčinjski (Pcinj)	0	0	0	0	0	0	0	2	1	2

Tabela 6. (nastavak)

Table 6. (continued)

Uzrast (Age)						Ukupan broj i učešće (Total number and proportion)							
						25-64		35-64		0-64		0-75+	
50-54	55-59	60-64	65-69	70-74	75+	Broj	%	Broj	%	Broj	%	Broj	%
319	493	659	595	517	943	1815	100%	1788	100%	1821	100%	3876	100%
68	115	125	105	92	170	388	21.4%	383	21.4%	388	21.3%	755	19.5%
251	378	534	490	425	773	1427	78.6%	1405	78.6%	1433	78.7%	3121	80.5%
17	21	26	28	21	32	84	5%	84	5%	84	5%	165	4%
13	22	18	19	16	29	66	4%	66	4%	66	4%	130	3%
10	23	20	16	19	26	66	4%	65	4%	66	4%	127	3%
6	4	13	5	13	16	31	2%	30	2%	31	2%	65	2%
4	8	11	3	6	23	28	2%	28	2%	28	2%	60	2%
12	28	28	24	12	29	82	5%	79	4%	82	5%	147	4%
6	9	9	10	5	15	31	2%	31	2%	31	2%	61	2%
135	178	280	261	211	414	748	41%	732	41%	754	41%	1640	42%
17	23	21	18	10	28	76	4%	74	4%	76	4%	132	3%
6	7	14	11	5	22	32	2%	32	2%	32	2%	70	2%
2	3	6	5	2	1	13	1%	13	1%	13	1%	21	1%
0	1	1	3	1	4	3	0%	3	0%	3	0%	11	0%
1	4	10	6	1	6	18	1%	18	1%	18	1%	31	1%
5	10	11	9	8	14	29	2%	29	2%	29	2%	60	2%
4	19	21	13	15	34	56	3%	54	3%	56	3%	118	3%
10	15	22	19	29	41	51	3%	51	3%	51	3%	140	4%
16	17	16	19	20	35	55	3%	55	3%	55	3%	129	3%
7	8	19	14	15	32	43	2%	42	2%	43	2%	104	3%
7	10	6	10	9	8	26	1%	26	1%	26	1%	53	1%
5	26	38	25	22	32	81	4%	80	4%	81	4%	160	4%
12	21	38	38	41	47	82	5%	82	5%	82	5%	208	5%
1	2	3	4	3	8	9	0%	9	1%	9	0%	24	1%
4	12	5	6	11	12	26	1%	26	1%	26	1%	55	1%
14	15	22	19	19	22	61	3%	61	3%	61	3%	121	3%
5	7	1	10	3	13	18	1%	18	1%	18	1%	44	1%

Tabela 7. (nastavak)

Table 7. (continued)

Uzrast (Age)						Ukupan broj i učešće (Total number and proportion)							
50-54	55-59	60-64	65-69	70-74	75+	25-64		35-64		0-64		0-75+	
						Broj	%	Broj	%	Broj	%	Broj	%
1051	1500	1798	1511	1476	2631	5638	100%	5569	100%	5654	100%	11272	100%
377	596	912	882	1076	2807	2216	100%	2199	100%	2216	100%	6981	100%
310	419	508	381	441	604	1588	28.2%	1577	28.3%	1590	28.1%	3016	26.8%
88	157	222	216	275	682	547	24.7%	545	24.8%	547	24.7%	1720	24.6%
741	1081	1290	1130	1035	2027	4050	71.8%	3992	71.7%	4064	71.9%	8256	73.2%
289	439	690	666	801	2125	1669	75.3%	1654	75.2%	1669	75.3%	5261	75.4%
49	45	62	50	36	60	204	4%	204	4%	205	4%	351	3%
9	13	29	31	39	73	67	3%	67	3%	67	3%	210	3%
33	34	45	55	46	59	143	3%	143	3%	143	3%	303	3%
12	29	31	28	31	84	81	4%	81	4%	81	4%	224	3%
22	38	42	36	37	49	134	2%	132	2%	134	2%	256	2%
5	23	20	16	35	51	53	2%	53	2%	53	2%	155	2%
48	75	83	58	131	111	270	5%	268	5%	271	5%	571	5%
19	16	46	35	48	98	98	4%	98	4%	98	4%	279	4%
22	42	43	27	38	73	127	2%	127	2%	127	2%	265	2%
6	8	11	20	25	80	32	1%	32	1%	32	1%	157	2%
103	134	186	119	104	172	543	10%	538	10%	543	10%	938	8%
33	55	62	63	72	198	172	8%	170	8%	172	8%	505	7%
33	51	47	36	49	80	167	3%	165	3%	167	3%	332	3%
4	13	23	23	25	98	44	2%	44	2%	44	2%	190	3%
298	399	460	397	350	624	1547	27%	1515	27%	1557	28%	2928	26%
109	163	256	245	266	707	639	29%	632	29%	639	29%	1857	27%
40	62	72	68	52	137	214	4%	210	4%	214	4%	471	4%
17	16	41	24	32	122	84	4%	82	4%	84	4%	262	4%
31	43	58	36	32	73	168	3%	166	3%	168	3%	309	3%
11	14	20	15	20	82	49	2%	49	2%	49	2%	166	2%
17	26	28	21	11	24	96	2%	96	2%	96	2%	152	1%
7	15	13	13	24	36	45	2%	45	2%	45	2%	118	2%
12	14	32	21	24	43	74	1%	74	1%	74	1%	162	1%
4	6	10	10	17	35	23	1%	23	1%	23	1%	85	1%
32	64	68	60	50	106	221	4%	219	4%	223	4%	439	4%
12	16	38	42	38	107	75	3%	75	3%	75	3%	262	4%
17	47	43	37	49	73	141	3%	141	3%	141	2%	300	3%
9	21	20	20	26	75	53	2%	53	2%	53	2%	174	2%
18	46	55	40	34	94	167	3%	163	3%	168	3%	336	3%
8	18	28	22	43	93	61	3%	59	3%	61	3%	219	3%
32	39	58	51	58	104	153	3%	152	3%	153	3%	366	3%
11	12	24	29	46	87	53	2%	53	2%	53	2%	215	3%
38	60	62	65	61	122	189	3%	187	3%	189	3%	437	4%
20	19	32	44	44	146	78	4%	78	4%	78	4%	312	4%
37	25	45	37	49	94	141	3%	138	2%	142	3%	322	3%
14	20	33	19	27	84	79	4%	76	3%	79	4%	209	3%
36	42	58	47	59	132	178	3%	176	3%	178	3%	416	4%
17	20	43	37	42	158	99	4%	98	4%	99	4%	336	5%
30	59	78	65	56	107	209	4%	208	4%	209	4%	437	4%
8	24	36	47	52	122	75	3%	75	3%	75	3%	296	4%
40	54	70	74	68	126	201	4%	201	4%	201	4%	469	4%
12	27	44	38	56	117	98	4%	98	4%	98	4%	309	4%
6	9	14	11	6	15	37	1%	37	1%	37	1%	69	1%
2	3	3	6	5	11	10	0%	10	0%	10	0%	32	0%
14	28	29	26	29	50	89	2%	88	2%	89	2%	194	2%
3	18	8	7	20	52	31	1%	31	1%	31	1%	110	2%
22	26	35	26	24	33	109	2%	107	2%	109	2%	192	2%
11	17	25	25	19	37	68	3%	68	3%	68	3%	149	2%
21	38	25	48	23	70	116	2%	114	2%	116	2%	257	2%
14	10	16	23	24	54	49	2%	49	2%	49	2%	150	2%

Tabela 8. Broj novoobolelih od akutnog koronarnog sindroma prema regionima, okruzima i uzrastu, Srbija, 2013. godina

Table 8. Number of new cases by acute coronary syndrome by region, administrative district and age, Serbia, 2013

Region/ okrug (Region/District)	Uzrast (Age)									
	0-4	5-9	10-14	15-19	20-24	25-29	30-34	35-39	40-44	45-49
Srbija (Serbia)	0	0	0	3	13	24	62	211	437	886
Vojvodina (Vojvodina)	0	0	0	0	2	3	10	46	118	254
Centralna Srbija (Central Serbia)	0	0	0	3	11	21	52	165	319	632
Severnobački (North Backa)	0	0	0	0	1	0	0	7	12	45
Srednjebanatski (Middle Banat)	0	0	0	0	0	0	0	1	13	26
Severnobanatski (North Banat)	0	0	0	0	0	0	2	4	12	19
Južnobanatski (South Banat)	0	0	0	0	1	0	2	8	22	49
Zapadnobački (West Backa)	0	0	0	0	0	0	0	3	9	15
Južnobački (South Backa)	0	0	0	0	0	3	4	17	41	77
Sremski (Srem)	0	0	0	0	0	0	2	6	9	23
Grad Beograd (City of Belgrade)	0	0	0	2	8	13	26	86	129	247
Mačvanski (Macva)	0	0	0	0	0	1	5	9	10	25
Kolubarski (Kolubara)	0	0	0	0	0	1	1	5	15	18
Podunavski (Danube)	0	0	0	0	0	0	0	3	12	20
Braničevski (Branicevo)	0	0	0	0	0	0	0	3	10	6
Šumadijski (Sumadija)	0	0	0	0	2	1	1	9	20	35
Pomoravski (Morava)	0	0	0	0	0	0	0	4	6	27
Borski (Bor)	0	0	0	1	0	1	5	7	11	31
Zaječarski (Zajecar)	0	0	0	0	0	0	1	3	10	16
Zlatiborski (Zlatibor)	0	0	0	0	0	0	2	5	10	19
Moravički (Moravica)	0	0	0	0	1	2	4	3	8	29
Raški (Raska)	0	0	0	0	0	1	2	3	16	39
Rasinski (Rasina)	0	0	0	0	0	0	1	6	18	24
Nišavski (Nisava)	0	0	0	0	0	0	0	5	19	28
Toplički (Toplica)	0	0	0	0	0	0	0	1	1	8
Pirotski (Pirot)	0	0	0	0	0	0	1	2	5	12
Jablanički (Jablanica)	0	0	0	0	0	0	2	6	9	24
Pčinjski (Pcinj)	0	0	0	0	0	1	1	5	10	24

Tabela 8. (nastavak)

Table 8. (continued)

Uzrast (Age)						Ukupan broj i učešće (Total number and proportion)							
						25-64		35-64		0-64		0-75+	
50-54	55-59	60-64	65-69	70-74	75+	Broj	%	Broj	%	Broj	%	Broj	%
1428	2096	2710	2393	2552	5438	7854	100%	7768	100%	7870	100%	18253	100%
398	576	730	597	716	1286	2135	27.2%	2122	27.3%	2137	27.2%	4736	25.9%
1030	1520	1980	1796	1836	4152	5719	72.8%	5646	72.7%	5733	72.8%	13517	74.1%
58	58	91	81	75	133	271	3%	271	3%	272	3%	561	3%
45	63	76	83	77	143	224	3%	224	3%	224	3%	527	3%
27	61	62	52	72	100	187	2%	185	2%	187	2%	411	2%
67	91	129	93	179	209	368	5%	366	5%	369	5%	850	5%
28	50	54	47	63	153	159	2%	159	2%	159	2%	422	2%
136	189	248	182	176	370	715	9%	708	9%	715	9%	1443	8%
37	64	70	59	74	178	211	3%	209	3%	211	3%	522	3%
407	562	716	642	616	1331	2186	28%	2147	28%	2196	28%	4785	26%
57	78	113	92	84	259	298	4%	292	4%	298	4%	733	4%
42	57	78	51	52	155	217	3%	215	3%	217	3%	475	3%
24	41	41	34	35	60	141	2%	141	2%	141	2%	270	1%
16	20	42	31	41	78	97	1%	97	1%	97	1%	247	1%
44	80	106	102	88	213	296	4%	294	4%	298	4%	701	4%
26	68	63	57	75	148	194	2%	194	2%	194	2%	474	3%
26	64	83	62	77	187	228	3%	222	3%	229	3%	555	3%
43	51	82	80	104	191	206	3%	205	3%	206	3%	581	3%
58	79	94	109	105	268	267	3%	265	3%	267	3%	749	4%
51	45	78	56	76	178	220	3%	214	3%	221	3%	531	3%
53	62	101	84	101	290	277	4%	274	4%	277	4%	752	4%
38	83	114	112	108	229	284	4%	283	4%	284	4%	733	4%
52	81	114	112	124	243	299	4%	299	4%	299	4%	778	4%
8	12	17	17	11	26	47	1%	47	1%	47	1%	101	1%
17	46	37	33	49	102	120	2%	119	2%	120	2%	304	2%
33	43	60	51	43	70	177	2%	175	2%	177	2%	341	2%
35	48	41	71	47	124	165	2%	163	2%	165	2%	407	2%

IVd Stope incidencije od infarkta miokarda, nestabilne angine pektoris i akutnog koronarnog sindroma u Srbiji, 2013. godina

IVd Incidence rates of myocardial infarction, unstable angina and acute coronary syndrome, Serbia, 2013

Tabela 9. Stope incidencije od infarkta miokarda na 100.000 stanovnika prema regionima, okruzima, uzrastu i polu, Srbija, 2013. godina

Table 9. Incidence rates of myocardial infarction by region, administrative district, age and sex, Serbia, 2013

Region/ okrug (Region/ District)	Pol (Sex)		Uzrast (Age)									
	M (Male)	Z (Female)	0-4	5-9	10-14	15-19	20-24	25-29	30-34	35-39	40-44	45-49
Srbija (Serbia)	M (Male)		0.0	0.0	0.0	0.5	4.1	5.4	13.9	54.3	127.9	236.3
	Z (Female)		0.0	0.0	0.0	0.0	0.0	0.9	3.7	8.8	21.4	62.0
Vojvodina (Vojvodina)	M (Male)		0.0	0.0	0.0	0.0	3.4	1.5	8.7	44.8	136.5	244.4
	Z (Female)		0.0	0.0	0.0	0.0	0.0	0.0	1.5	9.2	20.8	69.0
Centralna Srbija (Central Serbia)	M (Male)		0.0	0.0	0.0	0.7	4.4	6.8	16.0	57.8	124.7	233.2
	Z (Female)		0.0	0.0	0.0	0.0	0.0	1.2	4.5	8.7	21.7	59.3
Severnobački (North Backa)	M (Male)		0.0	0.0	0.0	0.0	18.2	0.0	0.0	43.9	149.3	353.1
	Z (Female)		0.0	0.0	0.0	0.0	0.0	0.0	0.0	0.0	17.1	138.4
Srednjobanatski (Middle Banat)	M (Male)		0.0	0.0	0.0	0.0	0.0	0.0	0.0	15.6	163.2	135.2
	Z (Female)		0.0	0.0	0.0	0.0	0.0	0.0	0.0	0.0	17.2	90.3
Severnobanatski (North Banat)	M (Male)		0.0	0.0	0.0	0.0	0.0	0.0	20.1	20.3	147.8	196.4
	Z (Female)		0.0	0.0	0.0	0.0	0.0	0.0	0.0	0.0	44.3	59.1
Južnobanatski (South Banat)	M (Male)		0.0	0.0	0.0	0.0	11.1	0.0	9.7	57.8	162.5	353.4
	Z (Female)		0.0	0.0	0.0	0.0	0.0	0.0	0.0	20.4	42.8	103.6
Zapadnobački (West Backa)	M (Male)		0.0	0.0	0.0	0.0	0.0	0.0	0.0	31.5	116.5	122.0
	Z (Female)		0.0	0.0	0.0	0.0	0.0	0.0	0.0	17.2	0.0	60.1
Južnobački (South Backa)	M (Male)		0.0	0.0	0.0	0.0	0.0	4.4	8.4	55.6	153.9	294.7
	Z (Female)		0.0	0.0	0.0	0.0	0.0	0.0	4.2	8.8	23.7	56.9
Sremski (Srem)	M (Male)		0.0	0.0	0.0	0.0	0.0	0.0	18.1	46.0	58.9	155.2
	Z (Female)		0.0	0.0	0.0	0.0	0.0	0.0	0.0	10.0	0.0	18.2
Grad Beograd (City of Belgrade)	M (Male)		0.0	0.0	0.0	0.0	8.4	13.6	15.2	82.5	138.1	270.4
	Z (Female)		0.0	0.0	0.0	0.0	0.0	0.0	7.3	10.6	28.9	57.4
Mačvanski (Macva)	M (Male)		0.0	0.0	0.0	0.0	0.0	0.0	31.5	68.9	50.7	118.5
	Z (Female)		0.0	0.0	0.0	0.0	0.0	0.0	11.4	0.0	0.0	69.3
Kolubarski (Kolubara)	M (Male)		0.0	0.0	0.0	0.0	0.0	17.9	18.2	86.4	219.8	197.9
	Z (Female)		0.0	0.0	0.0	0.0	0.0	0.0	0.0	0.0	18.1	50.8
Podunavski (Danube)	M (Male)		0.0	0.0	0.0	0.0	0.0	0.0	0.0	28.8	152.7	194.6
	Z (Female)		0.0	0.0	0.0	0.0	0.0	0.0	0.0	15.4	16.1	111.0
Branicevski (Branicevo)	M (Male)		0.0	0.0	0.0	0.0	0.0	0.0	0.0	33.4	130.4	91.4
	Z (Female)		0.0	0.0	0.0	0.0	0.0	0.0	0.0	0.0	33.7	18.3
Šumadijski (Sumadija)	M (Male)		0.0	0.0	0.0	0.0	22.5	10.1	9.5	88.4	150.1	320.3
	Z (Female)		0.0	0.0	0.0	0.0	0.0	0.0	0.0	0.0	32.5	63.8
Pomoravski (Morava)	M (Male)		0.0	0.0	0.0	0.0	0.0	0.0	0.0	28.6	91.1	355.5
	Z (Female)		0.0	0.0	0.0	0.0	0.0	0.0	0.0	14.8	0.0	30.1
Borski (Bor)	M (Male)		0.0	0.0	0.0	29.3	0.0	0.0	111.7	125.9	147.0	620.0
	Z (Female)		0.0	0.0	0.0	0.0	0.0	0.0	0.0	26.8	50.4	24.8
Zaječarski (Zajecar)	M (Male)		0.0	0.0	0.0	0.0	0.0	0.0	28.4	27.2	214.0	313.7
	Z (Female)		0.0	0.0	0.0	0.0	0.0	0.0	0.0	0.0	28.1	112.5
Zlatiborski (Zlatibor)	M (Male)		0.0	0.0	0.0	0.0	0.0	0.0	23.3	33.1	64.3	154.7
	Z (Female)		0.0	0.0	0.0	0.0	0.0	0.0	0.0	11.4	21.9	10.0
Moravički (Moravica)	M (Male)		0.0	0.0	0.0	0.0	15.8	14.9	14.8	28.5	105.6	217.9
	Z (Female)		0.0	0.0	0.0	0.0	0.0	16.2	32.8	0.0	14.8	98.1
Raški (Raska)	M (Male)		0.0	0.0	0.0	0.0	0.0	0.0	18.7	18.4	127.6	261.0
	Z (Female)		0.0	0.0	0.0	0.0	0.0	9.8	0.0	9.3	29.3	114.4
Rasinski (Rasina)	M (Male)		0.0	0.0	0.0	0.0	0.0	0.0	0.0	59.8	154.0	241.9
	Z (Female)		0.0	0.0	0.0	0.0	0.0	0.0	0.0	0.0	13.0	13.3
Nišavski (Nisava)	M (Male)		0.0	0.0	0.0	0.0	0.0	0.0	0.0	7.6	105.3	139.6
	Z (Female)		0.0	0.0	0.0	0.0	0.0	0.0	0.0	23.4	24.4	31.9
Toplički (Toplica)	M (Male)		0.0	0.0	0.0	0.0	0.0	0.0	0.0	34.2	0.0	190.1
	Z (Female)		0.0	0.0	0.0	0.0	0.0	0.0	0.0	0.0	0.0	0.0
Pirotski (Piroć)	M (Male)		0.0	0.0	0.0	0.0	0.0	0.0	36.8	69.6	167.8	186.2
	Z (Female)		0.0	0.0	0.0	0.0	0.0	0.0	0.0	0.0	0.0	34.2
Jablanički (Jablanica)	M (Male)		0.0	0.0	0.0	0.0	0.0	0.0	30.4	41.2	96.9	121.7
	Z (Female)		0.0	0.0	0.0	0.0	0.0	0.0	0.0	14.4	0.0	126.3
Pčinjski (Pcinj)	M (Male)		0.0	0.0	0.0	0.0	0.0	13.4	14.5	43.9	113.8	222.0
	Z (Female)		0.0	0.0	0.0	0.0	0.0	0.0	0.0	0.0	14.5	87.2

Tabela 10. Stope incidencije od infarkta miokarda na 100.000 stanovnika prema regionima, okruzima i uzrastu, Srbija, 2013. godina

Table 10. Incidence rates of myocardial infarction by region, administrative district and age, Serbia, 2013

Region/ okrug (Region/District)	Uzrast (Age)									
	0-4	5-9	10-14	15-19	20-24	25-29	30-34	35-39	40-44	45-49
Srbija (Serbia)	0.0	0.0	0.0	0.3	2.1	3.2	8.9	31.8	74.6	148.0
Vojvodina (Vojvodina)	0.0	0.0	0.0	0.0	1.7	0.8	5.2	27.5	79.1	155.9
Centralna Srbija (Central Serbia)	0.0	0.0	0.0	0.4	2.2	4.1	10.3	33.4	73.0	144.9
Severnobački (North Backa)	0.0	0.0	0.0	0.0	9.3	0.0	0.0	22.6	84.1	243.4
Srednjebanatski (Middle Banat)	0.0	0.0	0.0	0.0	0.0	0.0	0.0	8.1	92.1	112.8
Severnobanatski (North Banat)	0.0	0.0	0.0	0.0	0.0	0.0	10.8	10.5	97.3	127.9
Južnobanatski (South Banat)	0.0	0.0	0.0	0.0	5.8	0.0	5.1	39.7	104.2	228.3
Zapadnobački (West Backa)	0.0	0.0	0.0	0.0	0.0	0.0	0.0	24.6	58.8	90.8
Južnobački (South Backa)	0.0	0.0	0.0	0.0	0.0	2.2	6.3	32.5	88.2	173.6
Sremski (Srem)	0.0	0.0	0.0	0.0	0.0	0.0	9.6	28.7	29.7	86.5
Grad Beograd (City of Belgrade)	0.0	0.0	0.0	0.0	4.2	6.6	11.1	45.7	82.0	159.3
Mačvanski (Macva)	0.0	0.0	0.0	0.0	0.0	0.0	21.8	35.4	25.5	93.9
Kolubarski (Kolubara)	0.0	0.0	0.0	0.0	0.0	9.6	9.6	44.7	118.4	125.4
Podunavski (Danube)	0.0	0.0	0.0	0.0	0.0	0.0	0.0	22.3	86.1	152.3
Braničevski (Branicevo)	0.0	0.0	0.0	0.0	0.0	0.0	0.0	17.0	82.9	54.8
Šumadijski (Sumadija)	0.0	0.0	0.0	0.0	11.4	5.2	5.0	44.9	91.6	189.7
Pomoravski (Morava)	0.0	0.0	0.0	0.0	0.0	0.0	0.0	21.9	44.8	190.7
Borski (Bor)	0.0	0.0	0.0	15.3	0.0	0.0	58.6	77.9	99.3	316.4
Zaječarski (Zajecar)	0.0	0.0	0.0	0.0	0.0	0.0	15.3	14.1	123.4	212.4
Zlatiborski (Zlatibor)	0.0	0.0	0.0	0.0	0.0	0.0	12.1	22.4	43.4	81.2
Moravički (Moravica)	0.0	0.0	0.0	0.0	8.2	15.5	23.4	14.4	59.7	156.9
Raški (Raska)	0.0	0.0	0.0	0.0	0.0	4.8	9.4	13.9	78.3	187.5
Rasinski (Rasina)	0.0	0.0	0.0	0.0	0.0	0.0	0.0	30.7	83.8	126.8
Nišavski (Nisava)	0.0	0.0	0.0	0.0	0.0	0.0	0.0	15.4	65.0	84.9
Toplički (Toplica)	0.0	0.0	0.0	0.0	0.0	0.0	0.0	17.7	0.0	98.8
Pirotski (Pirot)	0.0	0.0	0.0	0.0	0.0	0.0	19.4	35.7	87.6	113.8
Jablanički (Jablanica)	0.0	0.0	0.0	0.0	0.0	0.0	15.6	28.1	49.3	124.0
Pčinjski (Pcinj)	0.0	0.0	0.0	0.0	0.0	7.0	7.5	22.2	64.7	156.2

Tabela 10. (nastavak)

Table 10. (continued)

Uzrast (Age)						Incidenција (Incidence)											
						25-64			35-64			0-64			0-75+		
50-54	55-59	60-64	65-69	70-74	75+	CR	ASR-E	ASR-W	CR	ASR-E	ASR-W	CR	ASR-E	ASR-W	CR	ASR-E	ASR-W
217.9	286.6	369.3	478.6	612.2	791.2	149.3	131.3	118.2	194.4	176.2	169.0	102.7	78.4	57.4	200.7	138.9	95.8
233.6	305.1	420.0	493.7	720.9	810.2	159.9	140.5	126.3	209.7	189.8	182.1	110.1	83.8	61.2	208.2	148.4	102.4
211.9	279.7	351.6	473.1	574.0	785.1	145.4	127.9	115.3	188.7	171.2	164.3	100.0	76.4	56.0	197.9	135.5	93.5
295.1	251.0	470.3	538.8	613.5	747.2	177.2	158.0	143.6	232.8	214.7	208.4	123.2	94.8	70.3	214.3	154.2	108.7
230.9	271.4	400.2	629.4	709.8	822.6	151.5	127.1	113.8	195.1	172.7	165.1	104.2	75.7	55.0	215.4	146.7	100.7
147.7	322.9	381.2	432.7	742.8	675.4	148.4	124.6	111.8	189.7	167.3	160.3	102.3	74.2	54.1	196.3	132.6	91.7
285.1	364.0	512.4	567.0	1279.6	912.9	204.3	177.0	159.9	265.5	239.7	231.1	140.8	105.9	77.9	270.9	191.8	133.3
171.1	285.7	286.8	419.4	610.6	848.2	125.9	105.0	93.1	161.7	142.7	135.2	88.0	62.5	45.1	196.8	124.7	83.7
290.6	355.7	504.3	534.7	638.1	846.8	178.3	166.2	149.2	240.9	224.4	214.8	121.6	99.0	72.2	210.4	162.5	112.9
129.6	214.6	259.9	310.6	492.0	718.9	101.6	86.3	77.2	130.8	115.6	110.2	70.3	51.4	37.3	149.4	101.7	68.3
243.5	306.5	340.0	451.7	563.6	727.5	147.9	139.2	125.4	197.7	186.0	178.2	103.9	83.2	61.1	188.4	138.1	96.2
174.6	221.0	396.6	491.4	576.5	1028.4	132.8	108.8	97.9	166.9	144.0	137.8	91.3	64.8	47.3	204.7	135.8	90.9
263.4	346.5	482.6	455.2	576.3	829.2	192.0	160.2	144.4	242.4	214.2	205.3	133.6	95.4	69.9	236.2	153.6	106.7
159.4	233.3	215.2	285.7	388.5	390.2	116.3	102.2	92.3	150.5	138.9	134.0	78.8	60.9	44.7	126.9	92.9	65.7
139.0	142.6	260.8	241.1	426.0	407.6	98.1	79.5	71.9	124.8	108.1	104.4	67.0	47.4	34.8	131.5	80.9	56.3
204.4	302.5	399.0	653.4	661.2	896.6	166.8	143.3	130.1	216.8	192.9	186.6	116.9	86.2	63.9	230.6	158.6	110.2
142.2	341.5	298.5	392.1	607.5	638.4	144.2	119.6	107.0	184.5	162.5	155.3	99.1	71.2	51.8	196.4	122.8	84.8
242.8	445.8	575.6	604.9	894.8	1384.0	255.6	209.8	191.4	313.5	274.6	266.5	180.5	126.1	94.1	358.5	218.7	151.2
403.4	383.0	543.7	740.7	991.7	1128.3	247.3	196.2	175.9	307.7	263.8	252.4	177.0	116.8	85.1	378.0	208.5	143.8
190.9	268.5	354.2	622.8	621.8	1033.1	135.0	110.0	97.8	170.6	147.4	139.6	91.9	65.5	47.3	220.3	143.2	95.8
278.7	208.2	347.1	402.7	583.6	760.9	150.5	128.8	117.0	187.2	168.0	161.3	105.1	77.3	57.3	203.9	132.9	92.3
230.1	243.9	476.8	559.9	771.9	1431.7	152.4	141.8	129.0	202.5	190.1	184.2	95.2	84.4	62.4	226.7	178.0	118.9
198.5	288.5	369.0	651.1	718.8	888.5	154.1	125.6	112.7	195.7	170.6	163.6	106.8	74.8	54.5	241.3	149.7	102.4
160.5	214.5	259.5	353.7	433.2	597.9	104.6	91.8	82.0	137.8	124.7	119.0	72.5	54.7	39.7	153.1	99.7	68.1
113.0	155.0	201.1	249.7	157.2	219.3	80.5	66.8	59.8	102.2	90.8	86.7	53.5	39.8	28.9	86.0	58.9	41.9
193.2	468.5	429.6	495.4	714.8	905.8	190.5	153.0	135.5	239.1	204.4	192.9	135.2	91.1	65.6	276.0	158.6	108.2
124.7	180.0	234.6	286.0	217.7	270.7	100.2	87.6	79.6	126.8	116.3	112.6	67.5	52.2	38.5	103.8	75.2	54.2
221.5	309.0	336.5	708.7	562.9	936.1	136.4	130.0	116.6	180.8	174.1	166.1	85.0	77.4	56.4	180.5	151.6	103.7

Tabela 11. Stope incidencije od nestabilne angine pektoris na 100.000 stanovnika prema regionima, okruzima, uzrastu i polu, Srbija, 2013. godina

Table 11. Incidence rates of unstable angina by region, administrative district, age and sex, Serbia, 2013

Region/ okrug (Region/ District)	Pol		Uzrast (Age)									
	M	Z	0-4	5-9	10-14	15-19	20-24	25-29	30-34	35-39	40-44	45-49
Srbija (Serbia)	(Male)	0.0	0.0	0.0	1.0	1.8	2.5	6.0	15.3	25.2	53.8	
	(Femal)	0.0	0.0	0.0	0.0	0.0	1.3	1.2	4.8	9.2	24.1	
Vojvodina (Vojvodina)	(Male)	0.0	0.0	0.0	0.0	0.0	1.5	4.3	11.6	25.1	58.0	
	(Femal)	0.0	0.0	0.0	0.0	0.0	1.6	0.0	1.5	3.2	15.0	
Centralna Srbija (Central Serbia)	(Male)	0.0	0.0	0.0	1.4	2.5	2.9	6.6	16.8	25.3	52.2	
	(Femal)	0.0	0.0	0.0	0.0	0.0	1.2	1.7	6.0	11.4	27.6	
Severnobački (North Backa)	(Male)	0.0	0.0	0.0	0.0	0.0	0.0	0.0	43.9	33.2	144.4	
	(Femal)	0.0	0.0	0.0	0.0	0.0	0.0	0.0	15.6	0.0	76.9	
Srednjebanatski (Middle Banat)	(Male)	0.0	0.0	0.0	0.0	0.0	0.0	0.0	0.0	32.6	135.2	
	(Femal)	0.0	0.0	0.0	0.0	0.0	0.0	0.0	0.0	0.0	30.1	
Severnobanatski (North Banat)	(Male)	0.0	0.0	0.0	0.0	0.0	0.0	20.1	60.8	63.3	117.8	
	(Femal)	0.0	0.0	0.0	0.0	0.0	0.0	0.0	0.0	0.0	0.0	
Južnobanatski (South Banat)	(Male)	0.0	0.0	0.0	0.0	0.0	0.0	9.7	0.0	20.3	41.6	
	(Femal)	0.0	0.0	0.0	0.0	0.0	0.0	0.0	0.0	0.0	10.4	
Zapadnobački (West Backa)	(Male)	0.0	0.0	0.0	0.0	0.0	0.0	0.0	0.0	16.6	30.5	
	(Femal)	0.0	0.0	0.0	0.0	0.0	0.0	0.0	0.0	17.0	15.0	
Južnobački (South Backa)	(Male)	0.0	0.0	0.0	0.0	0.0	4.4	4.2	8.6	14.4	24.6	
	(Femal)	0.0	0.0	0.0	0.0	0.0	4.3	0.0	0.0	4.7	0.0	
Sremski (Srem)	(Male)	0.0	0.0	0.0	0.0	0.0	0.0	0.0	0.0	29.4	27.4	
	(Femal)	0.0	0.0	0.0	0.0	0.0	0.0	0.0	0.0	0.0	9.1	
Grad Beograd (City of Belgrade)	(Male)	0.0	0.0	0.0	4.8	8.4	6.8	15.2	30.1	43.0	94.1	
	(Femal)	0.0	0.0	0.0	0.0	0.0	1.6	1.5	12.1	18.7	52.1	
Mačvanski (Macva)	(Male)	0.0	0.0	0.0	0.0	0.0	10.4	0.0	19.7	40.6	59.2	
	(Femal)	0.0	0.0	0.0	0.0	0.0	0.0	11.4	0.0	10.3	0.0	
Kolubarski (Kolubara)	(Male)	0.0	0.0	0.0	0.0	0.0	0.0	0.0	0.0	36.6	49.5	
	(Femal)	0.0	0.0	0.0	0.0	0.0	0.0	0.0	0.0	0.0	0.0	
Podunavski (Danube)	(Male)	0.0	0.0	0.0	0.0	0.0	0.0	0.0	0.0	15.3	0.0	
	(Femal)	0.0	0.0	0.0	0.0	0.0	0.0	0.0	0.0	0.0	15.9	
Braničevski (Branicevo)	(Male)	0.0	0.0	0.0	0.0	0.0	0.0	0.0	16.7	0.0	0.0	
	(Femal)	0.0	0.0	0.0	0.0	0.0	0.0	0.0	0.0	0.0	0.0	
Šumadijski (Sumadija)	(Male)	0.0	0.0	0.0	0.0	0.0	0.0	0.0	0.0	32.2	0.0	
	(Femal)	0.0	0.0	0.0	0.0	0.0	0.0	0.0	0.0	0.0	0.0	
Pomoravski (Morava)	(Male)	0.0	0.0	0.0	0.0	0.0	0.0	0.0	14.3	0.0	30.9	
	(Femal)	0.0	0.0	0.0	0.0	0.0	0.0	0.0	0.0	0.0	0.0	
Borski (Bor)	(Male)	0.0	0.0	0.0	0.0	0.0	0.0	0.0	25.2	73.5	129.2	
	(Femal)	0.0	0.0	0.0	0.0	0.0	30.9	30.8	0.0	0.0	24.8	
Zaječarski (Zajecar)	(Male)	0.0	0.0	0.0	0.0	0.0	0.0	0.0	27.2	26.7	28.5	
	(Femal)	0.0	0.0	0.0	0.0	0.0	0.0	0.0	29.5	0.0	0.0	
Zlatiborski (Zlatibor)	(Male)	0.0	0.0	0.0	0.0	0.0	0.0	0.0	0.0	21.4	10.3	
	(Femal)	0.0	0.0	0.0	0.0	0.0	0.0	0.0	11.4	0.0	20.0	
Moravički (Moravica)	(Male)	0.0	0.0	0.0	0.0	0.0	0.0	14.8	14.2	0.0	87.2	
	(Femal)	0.0	0.0	0.0	0.0	0.0	0.0	0.0	0.0	0.0	14.0	
Raški (Raska)	(Male)	0.0	0.0	0.0	0.0	0.0	0.0	0.0	0.0	0.0	0.0	
	(Femal)	0.0	0.0	0.0	0.0	0.0	0.0	0.0	0.0	0.0	31.2	
Rasinski (Rasina)	(Male)	0.0	0.0	0.0	0.0	0.0	0.0	13.7	0.0	38.5	40.3	
	(Femal)	0.0	0.0	0.0	0.0	0.0	0.0	0.0	12.6	25.9	26.5	
Nišavski (Nisava)	(Male)	0.0	0.0	0.0	0.0	0.0	0.0	0.0	7.6	0.0	41.1	
	(Femal)	0.0	0.0	0.0	0.0	0.0	0.0	0.0	0.0	24.4	15.9	
Toplički (Toplica)	(Male)	0.0	0.0	0.0	0.0	0.0	0.0	0.0	0.0	0.0	31.7	
	(Femal)	0.0	0.0	0.0	0.0	0.0	0.0	0.0	0.0	35.3	34.3	
Pirotski (Piroć)	(Male)	0.0	0.0	0.0	0.0	0.0	0.0	0.0	0.0	0.0	124.1	
	(Femal)	0.0	0.0	0.0	0.0	0.0	0.0	0.0	0.0	0.0	34.2	
Jablanički (Jablanica)	(Male)	0.0	0.0	0.0	0.0	0.0	0.0	0.0	27.5	13.8	27.0	
	(Femal)	0.0	0.0	0.0	0.0	0.0	0.0	0.0	0.0	14.3	56.1	
Pčinjski (Pcinj)	(Male)	0.0	0.0	0.0	0.0	0.0	0.0	0.0	29.3	0.0	13.9	
	(Femal)	0.0	0.0	0.0	0.0	0.0	0.0	0.0	0.0	14.5	14.5	

Tabela 12. Stope incidencije od nestabilne angine pektoris na 100.000 stanovnika prema regionima, okruzima i uzrastu, Srbija, 2013. godina

Table 12. Incidence rates of unstable angina by region, administrative district and age, Serbia, 2013

Region/ okrug (Region/District)	Uzrast (Age)									
	0-4	5-9	10-14	15-19	20-24	25-29	30-34	35-39	40-44	45-49
Srbija (Serbia)	0.0	0.0	0.0	0.5	0.9	1.9	3.6	10.1	17.2	38.8
Vojvodina (Vojvodina)	0.0	0.0	0.0	0.0	0.0	1.5	2.2	6.7	14.2	36.3
Centralna Srbija (Central Serbia)	0.0	0.0	0.0	0.7	1.3	2.0	4.2	11.4	18.3	39.7
Severnobački (North Backa)	0.0	0.0	0.0	0.0	0.0	0.0	0.0	30.2	16.8	109.9
Srednjebanatski (Middle Banat)	0.0	0.0	0.0	0.0	0.0	0.0	0.0	0.0	16.7	82.7
Severnobanatski (North Banat)	0.0	0.0	0.0	0.0	0.0	0.0	10.8	31.4	32.4	59.0
Južnobanatski (South Banat)	0.0	0.0	0.0	0.0	0.0	0.0	5.1	0.0	10.4	25.9
Zapadnobački (West Backa)	0.0	0.0	0.0	0.0	0.0	0.0	0.0	0.0	16.8	22.7
Južnobački (South Backa)	0.0	0.0	0.0	0.0	0.0	4.3	2.1	4.3	9.5	12.1
Sremski (Srem)	0.0	0.0	0.0	0.0	0.0	0.0	0.0	0.0	14.8	18.2
Grad Beograd (City of Belgrade)	0.0	0.0	0.0	2.5	4.2	4.1	8.2	20.9	30.5	72.1
Mačvanski (Macva)	0.0	0.0	0.0	0.0	0.0	5.5	5.5	10.1	25.5	29.7
Kolubarski (Kolubara)	0.0	0.0	0.0	0.0	0.0	0.0	0.0	0.0	18.2	25.1
Podunavski (Danube)	0.0	0.0	0.0	0.0	0.0	0.0	0.0	0.0	7.8	8.0
Braničevski (Branicevo)	0.0	0.0	0.0	0.0	0.0	0.0	0.0	8.5	0.0	0.0
Šumadijski (Sumadija)	0.0	0.0	0.0	0.0	0.0	0.0	0.0	0.0	16.2	0.0
Pomoravski (Morava)	0.0	0.0	0.0	0.0	0.0	0.0	0.0	7.3	0.0	15.3
Borski (Bor)	0.0	0.0	0.0	0.0	0.0	14.5	14.6	13.0	37.2	75.9
Zaječarski (Zajecar)	0.0	0.0	0.0	0.0	0.0	0.0	0.0	28.3	13.7	14.2
Zlatiborski (Zlatibor)	0.0	0.0	0.0	0.0	0.0	0.0	0.0	5.6	10.8	15.2
Moravički (Moravica)	0.0	0.0	0.0	0.0	0.0	0.0	7.8	7.2	0.0	49.9
Raški (Raska)	0.0	0.0	0.0	0.0	0.0	0.0	0.0	0.0	0.0	15.6
Rasinski (Rasina)	0.0	0.0	0.0	0.0	0.0	0.0	7.0	6.1	32.2	33.4
Nišavski (Nisava)	0.0	0.0	0.0	0.0	0.0	0.0	0.0	3.9	12.2	28.3
Toplički (Toplica)	0.0	0.0	0.0	0.0	0.0	0.0	0.0	0.0	17.1	32.9
Pirotski (Pilot)	0.0	0.0	0.0	0.0	0.0	0.0	0.0	0.0	0.0	81.3
Jablanički (Jablanica)	0.0	0.0	0.0	0.0	0.0	0.0	0.0	14.0	14.1	41.3
Pčinjski (Pcinj)	0.0	0.0	0.0	0.0	0.0	0.0	0.0	14.8	7.2	14.2

Tabela 12. (nastavak)

Table 12. (continued)

Uzrast (Age)						Incidencija (Incidence)											
50-54	55-59	60-64	65-69	70-74	75+	25-64			35-64			0-64			0-75+		
						CR	ASR-E	ASR-W	CR	ASR-E	ASR-W	CR	ASR-E	ASR-W	CR	ASR-E	ASR-W
62.7	88.1	118.7	158.4	155.5	166.0	44.9	38.9	35.0	58.1	51.9	49.6	30.9	23.3	17.1	54.1	38.4	27.0
48.1	76.1	86.8	105.4	106.3	123.4	35.5	31.2	28.0	46.2	41.8	39.9	24.4	18.6	13.6	39.5	28.9	20.4
68.3	92.6	129.8	177.5	172.9	179.6	48.4	41.7	37.5	62.5	55.6	53.2	33.3	25.0	18.3	59.4	41.7	29.4
122.4	142.5	188.1	284.7	238.6	236.7	79.6	70.8	63.9	104.6	96.2	92.8	55.0	42.1	30.9	89.3	65.5	46.8
93.8	145.6	124.2	186.9	186.2	209.3	63.3	53.7	47.7	81.5	73.0	69.2	43.5	32.0	23.1	70.5	49.9	35.0
86.9	195.4	181.5	192.3	266.3	237.3	80.9	68.4	61.0	102.8	91.0	86.4	55.8	40.7	29.5	87.8	61.4	43.3
28.0	16.7	57.4	32.2	100.2	75.7	18.8	16.5	15.2	23.7	21.5	21.1	12.9	9.8	7.4	22.4	16.1	11.3
28.5	54.4	73.4	28.6	64.3	150.1	26.9	22.1	19.8	34.6	30.0	28.7	18.8	13.1	9.6	32.6	20.8	14.1
28.1	61.9	64.2	81.2	46.7	72.0	23.1	21.0	18.8	30.3	27.4	25.8	15.8	12.5	9.1	23.9	18.7	13.3
25.1	35.1	38.3	63.4	35.7	66.2	17.5	15.3	13.7	22.8	20.8	19.9	12.1	9.1	6.6	19.8	14.3	10.1
120.9	142.1	218.4	309.5	293.6	328.4	76.9	70.6	63.8	102.3	93.7	89.9	54.4	42.6	31.5	98.2	72.2	51.0
74.2	92.4	90.5	119.5	77.9	124.7	45.5	38.9	34.9	56.7	50.9	48.2	31.2	23.2	16.9	45.0	32.7	23.4
43.9	48.5	105.6	125.2	61.3	137.2	33.2	27.0	24.3	42.4	36.6	35.3	23.1	16.1	11.8	40.8	26.6	18.7
14.5	18.4	36.9	49.3	23.5	6.6	11.8	9.6	8.6	15.3	13.0	12.5	8.0	5.7	4.2	10.7	8.0	6.0
0.0	7.5	6.4	25.8	10.7	22.0	3.1	2.6	2.4	4.0	3.5	3.4	2.1	1.5	1.1	6.1	3.6	2.5
4.8	15.9	41.6	40.8	7.6	26.0	10.8	8.5	7.8	14.1	11.5	11.3	7.5	5.1	3.8	10.7	7.4	5.4
33.8	58.9	63.2	73.5	72.5	66.7	25.3	20.1	17.6	32.4	27.3	25.6	17.4	12.0	8.5	28.5	18.4	12.9
44.2	188.2	194.9	160.5	216.5	307.6	83.2	66.0	60.3	100.8	84.5	81.0	58.4	39.3	29.2	96.8	60.2	42.4
122.2	159.6	199.3	230.7	383.4	308.4	81.4	60.4	53.0	101.9	82.1	76.9	58.2	36.0	25.6	120.0	65.1	44.6
72.7	73.6	72.7	131.5	146.3	155.2	35.0	29.0	25.3	44.7	39.4	36.7	23.8	17.3	12.2	45.8	31.2	21.4
44.3	45.0	111.8	134.2	143.5	166.8	36.6	30.1	27.5	45.7	39.5	38.4	25.4	17.9	13.3	49.7	32.3	22.6
35.0	46.9	30.1	75.7	75.5	40.6	15.8	14.8	12.8	21.2	20.2	18.6	9.9	8.8	6.2	17.2	14.8	10.4
30.1	131.6	184.5	187.1	183.9	144.3	61.5	46.7	41.9	77.1	62.2	59.5	42.6	27.8	20.3	67.4	43.5	31.1
48.2	75.1	129.7	181.6	214.0	143.4	39.5	33.0	29.5	52.1	44.8	42.8	27.4	19.6	14.3	55.9	36.9	25.9
16.1	31.0	43.1	76.8	59.0	97.5	19.1	16.3	15.1	24.2	22.2	21.9	12.7	9.7	7.3	26.8	17.4	12.2
59.4	165.4	67.1	110.1	206.9	120.8	52.7	43.6	38.1	66.8	59.3	55.3	37.4	26.0	18.4	61.0	38.6	27.0
91.9	96.4	135.8	169.8	172.3	124.1	52.7	45.0	40.1	67.8	61.2	58.2	35.5	26.8	19.4	57.1	40.8	29.1
36.9	52.8	8.4	116.2	38.4	109.6	16.7	16.4	14.4	22.4	22.3	20.9	10.4	9.8	7.0	21.9	18.9	12.9

Tabela 13. Stope incidencije od akutnog koronarnog sindroma na 100.000 stanovnika prema regionima, okruzima, uzrastu i polu, Srbija, 2013. godina

Table 13. Incidence rates of acute coronary syndrome by region, administrative district, age and sex, Serbia, 2013

Region/ okrug (Region/ District)	Pol (Sex)		Uzrast (Age)									
	M (Male)	Z (Female)	0-4	5-9	10-14	15-19	20-24	25-29	30-34	35-39	40-44	45-49
Srbija (Serbia)	M (Male)		0.0	0.0	0.0	1.5	5.9	7.8	19.9	69.6	153.1	290.2
	Z (Female)		0.0	0.0	0.0	0.0	0.0	2.2	5.0	13.7	30.7	86.1
Vojvodina (Vojvodina)	M (Male)		0.0	0.0	0.0	0.0	3.4	3.0	13.0	56.4	161.6	302.4
	Z (Female)		0.0	0.0	0.0	0.0	0.0	1.6	1.5	10.7	24.0	84.0
Centralna Srbija (Central Serbia)	M (Male)		0.0	0.0	0.0	2.1	6.9	9.7	22.6	74.6	150.0	285.4
	Z (Female)		0.0	0.0	0.0	0.0	0.0	2.4	6.2	14.7	33.1	86.9
Severnobački (North Backa)	M (Male)		0.0	0.0	0.0	0.0	18.2	0.0	0.0	87.8	182.5	497.5
	Z (Female)		0.0	0.0	0.0	0.0	0.0	0.0	0.0	15.6	17.1	215.3
Srednjobanatski (Middle Banat)	M (Male)		0.0	0.0	0.0	0.0	0.0	0.0	0.0	15.6	195.9	270.4
	Z (Female)		0.0	0.0	0.0	0.0	0.0	0.0	0.0	0.0	17.2	120.4
Severnobanatski (North Banat)	M (Male)		0.0	0.0	0.0	0.0	0.0	0.0	40.2	81.0	211.1	314.2
	Z (Female)		0.0	0.0	0.0	0.0	0.0	0.0	0.0	0.0	44.3	59.1
Južnobanatski (South Banat)	M (Male)		0.0	0.0	0.0	0.0	11.1	0.0	19.5	57.8	182.8	395.0
	Z (Female)		0.0	0.0	0.0	0.0	0.0	0.0	0.0	20.4	42.8	114.0
Zapadnobački (West Backa)	M (Male)		0.0	0.0	0.0	0.0	0.0	0.0	0.0	31.5	133.1	152.5
	Z (Female)		0.0	0.0	0.0	0.0	0.0	0.0	0.0	17.2	17.0	75.1
Južnobački (South Backa)	M (Male)		0.0	0.0	0.0	0.0	0.0	8.7	12.6	64.2	168.3	319.3
	Z (Female)		0.0	0.0	0.0	0.0	0.0	4.3	4.2	8.8	28.4	56.9
Sremski (Srem)	M (Male)		0.0	0.0	0.0	0.0	0.0	0.0	18.1	46.0	88.3	182.6
	Z (Female)		0.0	0.0	0.0	0.0	0.0	0.0	0.0	10.0	0.0	27.3
Grad Beograd (City of Belgrade)	M (Male)		0.0	0.0	0.0	4.8	16.8	20.4	30.4	112.6	181.1	364.5
	Z (Female)		0.0	0.0	0.0	0.0	0.0	1.6	8.7	22.7	47.5	109.5
Mačvanski (Macva)	M (Male)		0.0	0.0	0.0	0.0	0.0	10.4	31.5	88.6	91.3	177.7
	Z (Female)		0.0	0.0	0.0	0.0	0.0	0.0	22.7	0.0	10.3	69.3
Kolubarski (Kolubara)	M (Male)		0.0	0.0	0.0	0.0	0.0	17.9	18.2	86.4	256.5	247.3
	Z (Female)		0.0	0.0	0.0	0.0	0.0	0.0	0.0	0.0	18.1	50.8
Podunavski (Danube)	M (Male)		0.0	0.0	0.0	0.0	0.0	0.0	0.0	28.8	167.9	194.6
	Z (Female)		0.0	0.0	0.0	0.0	0.0	0.0	0.0	15.4	16.1	126.9
Banički (Branicevo)	M (Male)		0.0	0.0	0.0	0.0	0.0	0.0	0.0	50.1	130.4	91.4
	Z (Female)		0.0	0.0	0.0	0.0	0.0	0.0	0.0	0.0	33.7	18.3
Šumadijski (Sumadija)	M (Male)		0.0	0.0	0.0	0.0	22.5	10.1	9.5	88.4	182.2	320.3
	Z (Female)		0.0	0.0	0.0	0.0	0.0	0.0	0.0	0.0	32.5	63.8
Pomoravski (Morava)	M (Male)		0.0	0.0	0.0	0.0	0.0	0.0	0.0	42.9	91.1	386.5
	Z (Female)		0.0	0.0	0.0	0.0	0.0	0.0	0.0	14.8	0.0	30.1
Borski (Bor)	M (Male)		0.0	0.0	0.0	29.3	0.0	0.0	111.7	151.1	220.5	749.2
	Z (Female)		0.0	0.0	0.0	0.0	0.0	30.9	30.8	26.8	50.4	49.6
Zaječarski (Zajecar)	M (Male)		0.0	0.0	0.0	0.0	0.0	0.0	28.4	54.4	240.7	342.2
	Z (Female)		0.0	0.0	0.0	0.0	0.0	0.0	0.0	29.5	28.1	112.5
Zlatiborski (Zlatibor)	M (Male)		0.0	0.0	0.0	0.0	0.0	0.0	23.3	33.1	85.8	165.0
	Z (Female)		0.0	0.0	0.0	0.0	0.0	0.0	0.0	22.8	21.9	30.0
Moravički (Moravica)	M (Male)		0.0	0.0	0.0	0.0	15.8	14.9	29.7	42.7	105.6	305.1
	Z (Female)		0.0	0.0	0.0	0.0	0.0	16.2	32.8	0.0	14.8	112.1
Raški (Raska)	M (Male)		0.0	0.0	0.0	0.0	0.0	0.0	18.7	18.4	127.6	261.0
	Z (Female)		0.0	0.0	0.0	0.0	0.0	9.8	0.0	9.3	29.3	145.6
Rasinski (Rasina)	M (Male)		0.0	0.0	0.0	0.0	0.0	0.0	13.7	59.8	192.6	282.2
	Z (Female)		0.0	0.0	0.0	0.0	0.0	0.0	0.0	12.6	38.9	39.8
Nišavski (Nisava)	M (Male)		0.0	0.0	0.0	0.0	0.0	0.0	0.0	15.3	105.3	180.7
	Z (Female)		0.0	0.0	0.0	0.0	0.0	0.0	0.0	23.4	48.9	47.8
Toplički (Toplica)	M (Male)		0.0	0.0	0.0	0.0	0.0	0.0	0.0	34.2	0.0	221.8
	Z (Female)		0.0	0.0	0.0	0.0	0.0	0.0	0.0	0.0	35.3	34.3
Pirotski (Piroć)	M (Male)		0.0	0.0	0.0	0.0	0.0	0.0	36.8	69.6	167.8	310.4
	Z (Female)		0.0	0.0	0.0	0.0	0.0	0.0	0.0	0.0	0.0	68.3
Jablanički (Jablanica)	M (Male)		0.0	0.0	0.0	0.0	0.0	0.0	30.4	68.6	110.8	148.8
	Z (Female)		0.0	0.0	0.0	0.0	0.0	0.0	0.0	14.4	14.3	182.5
Pčinjski (Pcinj)	M (Male)		0.0	0.0	0.0	0.0	0.0	13.4	14.5	73.2	113.8	235.9
	Z (Female)		0.0	0.0	0.0	0.0	0.0	0.0	0.0	0.0	29.0	101.8

Tabela 14. Stope incidencije od akutnog koronarnog sindroma na 100.000 stanovnika prema regionima, okruzima, uzrastu i polu, Srbija, 2013. godina

Table 14. Incidence rates of acute coronary syndrome by region, administrative district, age and sex, Serbia, 2013

Region/ okrug (Region/District)	Uzrast (Age)									
	0-4	5-9	10-14	15-19	20-24	25-29	30-34	35-39	40-44	45-49
Srbija (Serbia)	0.0	0.0	0.0	0.8	3.0	5.1	12.6	42.0	91.8	186.7
Vojvodina (Vojvodina)	0.0	0.0	0.0	0.0	1.7	2.3	7.5	34.2	93.4	192.3
Centralna Srbija (Central Serbia)	0.0	0.0	0.0	1.1	3.5	6.1	14.5	44.8	91.3	184.6
Severnobački (North Backa)	0.0	0.0	0.0	0.0	9.3	0.0	0.0	52.8	101.0	353.4
Srednjebanatski (Middle Banat)	0.0	0.0	0.0	0.0	0.0	0.0	0.0	8.1	108.8	195.5
Severnobanatski (North Banat)	0.0	0.0	0.0	0.0	0.0	0.0	21.5	41.9	129.7	186.9
Južnobanatski (South Banat)	0.0	0.0	0.0	0.0	5.8	0.0	10.1	39.7	114.6	254.3
Zapadnobački (West Backa)	0.0	0.0	0.0	0.0	0.0	0.0	0.0	24.6	75.6	113.5
Južnobački (South Backa)	0.0	0.0	0.0	0.0	0.0	6.5	8.4	36.8	97.8	185.7
Sremski (Srem)	0.0	0.0	0.0	0.0	0.0	0.0	9.6	28.7	44.5	104.8
Grad Beograd (City of Belgrade)	0.0	0.0	0.0	2.5	8.4	10.7	19.3	66.6	112.5	231.4
Mačvanski (Macva)	0.0	0.0	0.0	0.0	0.0	5.5	27.3	45.5	51.1	123.6
Kolubarski (Kolubara)	0.0	0.0	0.0	0.0	0.0	9.6	9.6	44.7	136.6	150.4
Podunavski (Danube)	0.0	0.0	0.0	0.0	0.0	0.0	0.0	22.3	93.9	160.3
Braničevski (Branicevo)	0.0	0.0	0.0	0.0	0.0	0.0	0.0	25.5	82.9	54.8
Šumadijski (Sumadija)	0.0	0.0	0.0	0.0	11.4	5.2	5.0	44.9	107.7	189.7
Pomoravski (Morava)	0.0	0.0	0.0	0.0	0.0	0.0	0.0	29.1	44.8	205.9
Borski (Bor)	0.0	0.0	0.0	15.3	0.0	14.5	73.2	90.9	136.6	392.3
Zaječarski (Zajecar)	0.0	0.0	0.0	0.0	0.0	0.0	15.3	42.4	137.1	226.6
Zlatiborski (Zlatibor)	0.0	0.0	0.0	0.0	0.0	0.0	12.1	28.0	54.2	96.5
Moravički (Moravica)	0.0	0.0	0.0	0.0	8.2	15.5	31.1	21.6	59.7	206.9
Raški (Raska)	0.0	0.0	0.0	0.0	0.0	4.8	9.4	13.9	78.3	203.1
Rasinski (Rasina)	0.0	0.0	0.0	0.0	0.0	0.0	7.0	36.9	116.0	160.2
Nišavski (Nisava)	0.0	0.0	0.0	0.0	0.0	0.0	0.0	19.3	77.2	113.2
Toplički (Toplica)	0.0	0.0	0.0	0.0	0.0	0.0	0.0	17.7	17.1	131.8
Pirotski (Piot)	0.0	0.0	0.0	0.0	0.0	0.0	19.4	35.7	87.6	195.1
Jablanički (Jablanica)	0.0	0.0	0.0	0.0	0.0	0.0	15.6	42.1	63.4	165.3
Pčinjski (Pcinj)	0.0	0.0	0.0	0.0	0.0	7.0	7.5	37.1	71.8	170.4

Tabela 14. (nastavak)

Table 14. (continued)

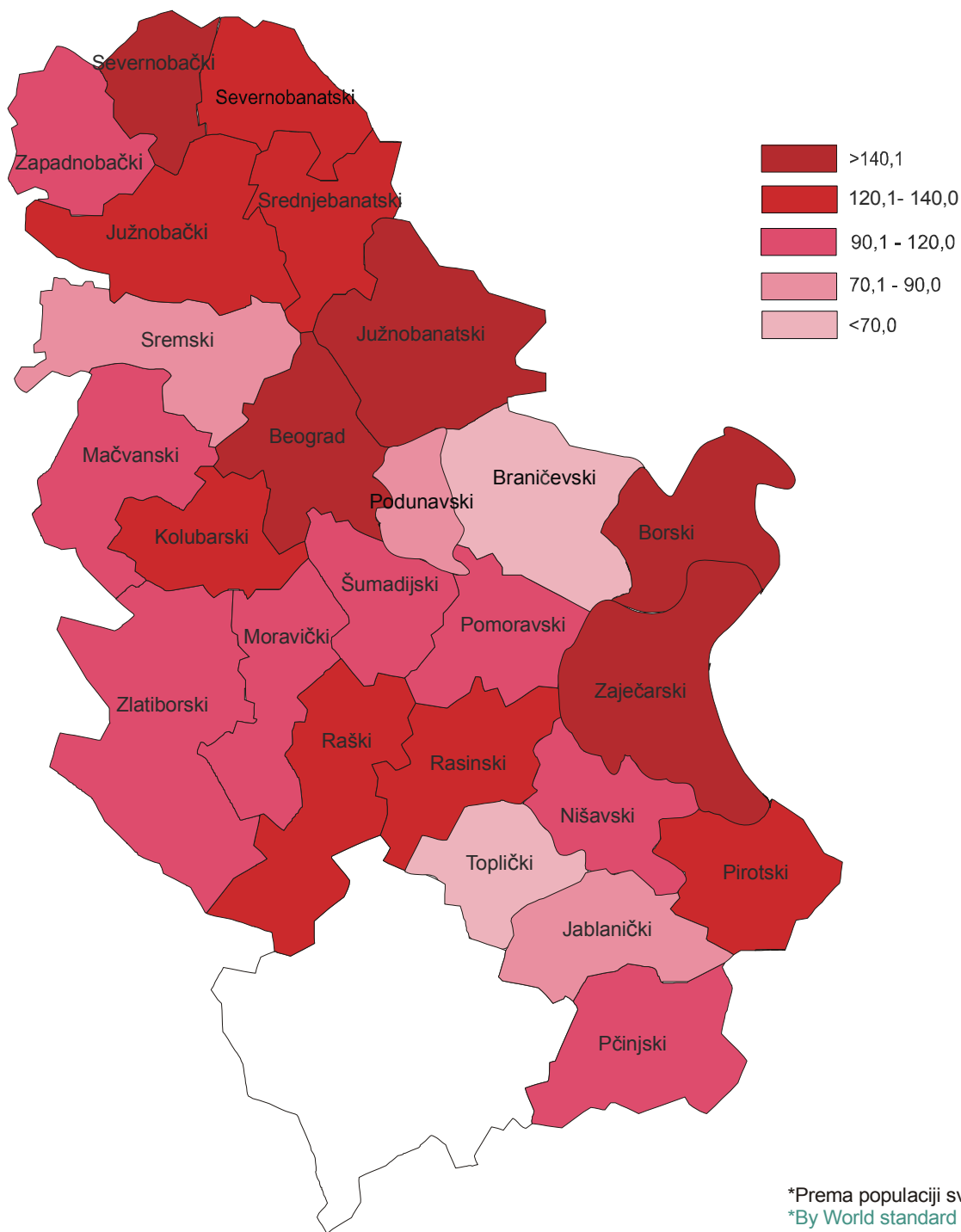
Uzrast (Age)						Incidencija (Incidence)											
						25-64			35-64			0-64			0-75+		
50-54	55-59	60-64	65-69	70-74	75+	CR	ASR-E	ASR-W	CR	ASR-E	ASR-W	CR	ASR-E	ASR-W	CR	ASR-E	ASR-W
280.6	374.7	488.0	636.9	767.8	957.2	194.2	170.2	153.2	252.5	228.1	218.6	133.7	101.6	74.5	254.8	177.3	122.8
281.7	381.2	506.8	599.0	827.1	933.6	195.4	171.7	154.3	255.9	231.6	221.9	134.6	102.4	74.8	247.7	177.2	122.8
280.1	372.3	481.4	650.6	746.9	964.7	193.8	169.6	152.8	251.2	226.8	217.4	133.3	101.4	74.3	257.4	177.2	122.9
417.5	393.4	658.4	823.5	852.1	983.9	256.8	228.8	207.5	337.3	310.9	301.2	178.2	137.0	101.2	303.6	219.8	155.5
324.8	417.0	524.4	816.3	896.0	1031.8	214.8	180.8	161.4	276.6	245.8	234.3	147.7	107.7	78.1	285.9	196.6	135.7
234.5	518.4	562.7	625.1	1009.1	912.7	229.4	192.9	172.8	292.4	258.3	246.7	158.1	114.9	83.6	284.1	194.0	135.0
313.2	380.7	569.8	599.3	1379.8	988.6	223.1	193.5	175.1	289.2	261.2	252.2	153.7	115.7	85.2	293.3	207.9	144.6
199.6	340.1	360.2	448.0	674.9	998.3	152.8	127.1	112.9	196.3	172.7	163.9	106.8	75.7	54.6	229.4	145.5	97.7
318.8	417.6	568.5	615.9	684.8	918.8	201.4	187.3	168.0	271.1	251.8	240.6	137.3	111.5	81.3	234.2	181.2	126.2
154.7	249.7	298.3	374.0	527.7	785.0	119.1	101.6	90.9	153.6	136.4	130.1	82.4	60.5	44.0	169.2	116.0	78.4
364.4	448.6	558.4	761.2	857.2	1056.0	224.8	209.8	189.2	300.0	279.7	268.2	158.3	125.8	92.5	286.6	210.3	147.1
248.8	313.4	487.2	610.9	654.5	1153.1	178.3	147.7	132.8	223.6	194.8	186.0	122.5	88.0	64.2	249.7	168.5	114.2
307.3	395.0	588.1	580.3	637.6	966.4	225.2	187.1	168.7	284.8	250.9	240.6	156.7	111.4	81.6	277.0	180.2	125.4
173.9	251.7	252.1	334.9	412.1	396.9	128.1	111.8	101.0	165.8	151.9	146.6	86.8	66.6	48.9	137.6	100.9	71.7
139.0	150.1	267.1	267.0	436.7	429.7	101.2	82.1	74.3	128.8	111.6	107.8	69.1	48.9	35.9	137.6	84.5	58.8
209.1	318.4	440.5	694.3	668.8	922.6	177.6	151.8	137.9	231.0	204.4	197.9	124.4	91.3	67.7	241.3	166.0	115.6
176.0	400.4	361.7	465.6	680.1	705.1	169.5	139.7	124.6	217.0	189.8	180.9	116.5	83.2	60.3	224.9	141.2	97.7
287.0	634.0	770.5	765.4	1111.3	1691.5	338.8	275.8	251.7	414.3	359.1	347.5	239.0	165.5	123.3	455.3	278.9	193.7
525.6	542.6	743.0	971.3	1375.1	1436.7	328.7	256.6	228.9	409.6	346.0	329.3	235.2	152.8	110.7	498.0	273.6	188.4
263.6	342.2	426.9	754.3	768.2	1188.3	170.1	139.0	123.1	215.2	186.7	176.3	115.7	82.8	59.6	266.1	174.4	117.1
323.0	253.2	458.9	537.0	727.1	927.7	187.1	158.8	144.5	232.9	207.5	199.8	130.5	95.2	70.6	253.6	165.2	114.9
265.1	290.8	506.9	635.6	847.5	1472.3	168.2	156.6	141.8	223.7	210.3	202.8	105.1	93.3	68.6	243.8	192.8	129.3
228.6	420.2	553.5	838.2	902.6	1032.8	215.6	172.3	154.6	272.8	232.8	223.1	149.5	102.6	74.8	308.6	193.2	133.4
208.7	289.5	389.2	535.3	647.1	741.3	144.1	124.7	111.5	189.9	169.5	161.8	99.9	74.3	53.9	209.0	136.6	94.0
129.2	186.0	244.3	326.5	216.2	316.7	99.6	83.2	74.8	126.4	113.0	108.6	66.1	49.5	36.2	112.8	76.3	54.1
252.6	633.9	496.7	605.5	921.7	1026.6	243.2	196.6	173.6	305.9	263.7	248.3	172.6	117.1	84.0	337.0	197.1	135.3
216.6	276.5	370.4	455.9	390.0	394.8	152.9	132.7	119.8	194.6	177.5	170.8	102.9	79.0	57.9	160.9	116.0	83.3
258.4	361.8	344.9	824.9	601.3	1045.7	153.1	146.4	131.0	203.2	196.4	186.9	95.4	87.2	63.4	202.3	170.5	116.6

Ive Standardizovane stope incidencije od infarkta miokarda, nestabilne angine pektoris i akutnog koronarnog sindroma po okruzima u Srbiji, 2013. godina

Ive Standardized incidence rates of myocardial infarction, unstable angina and acute coronary syndrome by administrative districts, Serbia, 2013

Slika 5. Standardizovane stope incidencije* od akutnog koronarnog sindroma na 100.000 stanovnika po okruzima, Srbija, 2013. godina

Figure 5. Age-standardized incidence rates* of acute coronary syndroma per 100.000 population by administrative districts, Serbia, 2013



IVf Broj umrlih od infarkta miokarda, nestabilne angine pektoris i akutnog koronarnog sindroma u Srbiji, 2013. godina

IVf Number of deaths of myocardial infarction, unstable angina and acute coronary syndrome in Serbia, 2013

Tabela 15. (nastavak)

Table 15. (continued)

Uzrast (Age)							Ukupan broj i učešće (Total number and proportion)							
							25-64		35-64		0-64		0-75+	
50-54	55-59	60-64	65-69	70-74	75+	Broj	%	Broj	%	Broj	%	Broj	%	
195	346	441	436	468	1147	1176	100%	1160	100%	1177	100%	3228	100%	
54	96	169	182	297	1273	355	100%	351	100%	355	100%	2107	100%	
56	85	129	98	124	211	315	26.8%	309	26.6%	315	26.8%	748	23.2%	
17	25	36	39	77	270	85	23.9%	85	24.2%	85	23.9%	471	22.4%	
139	261	312	338	344	936	861	73.2%	851	73.4%	862	73.2%	2480	76.8%	
37	71	133	143	220	1003	270	76.1%	266	75.8%	270	76.1%	1636	77.6%	
8	7	8	8	7	21	30	3%	30	3%	30	3%	66	2%	
0	3	4	1	10	25	7	2%	7	2%	7	2%	43	2%	
4	8	17	15	20	21	32	3%	31	3%	32	3%	88	3%	
3	3	6	9	9	31	12	3%	12	3%	12	3%	61	3%	
6	7	13	12	14	16	31	3%	30	3%	31	3%	73	2%	
1	2	3	1	8	22	8	2%	8	2%	8	2%	39	2%	
6	9	16	14	8	18	34	3%	34	3%	34	3%	74	2%	
2	6	4	8	10	34	13	4%	13	4%	13	4%	65	3%	
5	12	12	8	20	23	35	3%	35	3%	35	3%	86	3%	
0	1	4	5	7	29	7	2%	7	2%	7	2%	48	2%	
18	27	49	31	37	74	108	9%	105	9%	108	9%	250	8%	
9	5	7	9	22	81	21	6%	21	6%	21	6%	133	6%	
9	15	14	10	18	38	45	4%	44	4%	45	4%	111	3%	
2	5	8	6	11	48	17	5%	17	5%	17	5%	82	4%	
34	67	69	94	89	257	207	18%	206	18%	208	18%	648	20%	
9	21	31	47	50	258	70	20%	68	19%	70	20%	425	20%	
7	16	18	24	13	45	50	4%	50	4%	50	4%	132	4%	
1	3	8	5	5	43	14	4%	14	4%	14	4%	67	3%	
7	12	11	16	8	33	39	3%	38	3%	39	3%	96	3%	
1	0	6	4	9	42	8	2%	8	2%	8	2%	63	3%	
2	6	10	9	12	17	21	2%	21	2%	21	2%	59	2%	
1	1	2	6	7	34	5	1%	5	1%	5	1%	52	2%	
4	14	13	18	14	47	39	3%	38	3%	39	3%	118	4%	
2	0	7	8	19	52	10	3%	10	3%	10	3%	89	4%	
5	17	17	14	14	29	43	4%	43	4%	43	4%	100	3%	
1	1	5	6	9	32	8	2%	8	2%	8	2%	55	3%	
1	6	6	5	13	22	15	1%	15	1%	15	1%	55	2%	
2	0	3	5	5	26	5	1%	5	1%	5	1%	41	2%	
3	16	15	21	13	48	44	4%	43	4%	44	4%	126	4%	
2	3	6	6	11	45	14	4%	14	4%	14	4%	76	4%	
7	7	8	11	9	24	26	2%	25	2%	26	2%	70	2%	
1	5	4	3	6	19	10	3%	10	3%	10	3%	38	2%	
14	13	20	22	23	67	53	5%	52	4%	53	5%	165	5%	
5	5	12	8	14	75	22	6%	22	6%	22	6%	119	6%	
4	6	5	7	13	17	18	2%	18	2%	18	2%	55	2%	
1	3	2	3	6	31	8	2%	7	2%	8	2%	48	2%	
19	22	37	26	39	115	98	8%	96	8%	98	8%	278	9%	
2	8	16	16	24	102	30	8%	29	8%	30	8%	172	8%	
5	7	16	14	16	30	33	3%	33	3%	33	3%	93	3%	
0	5	5	2	9	35	10	3%	10	3%	10	3%	56	3%	
9	19	23	24	32	74	60	5%	59	5%	60	5%	190	6%	
4	3	10	6	16	85	19	5%	19	5%	19	5%	126	6%	
1	5	8	7	8	14	18	2%	18	2%	18	2%	47	1%	
0	2	4	4	9	24	7	2%	7	2%	7	2%	44	2%	
3	9	7	5	7	15	20	2%	20	2%	20	2%	47	1%	
0	4	0	0	5	22	4	1%	4	1%	4	1%	31	1%	
10	5	16	14	10	45	40	3%	39	3%	40	3%	109	3%	
4	4	5	6	9	51	14	4%	14	4%	14	4%	80	4%	
4	14	13	7	11	37	37	3%	37	3%	37	3%	92	3%	
1	3	7	8	7	27	12	3%	12	3%	12	3%	54	3%	

Tabela 16. Broj umrlih od infarkta miokarda prema regionima, okruzima i uzrastu, Srbija, 2013. godina

Table 16. Number of death caused by myocardial infarction by region, administrative district and age, Serbia, 2013

Region/ okrug (Region/District)	Uzrast (Age)									
	0-4	5-9	10-14	15-19	20-24	25-29	30-34	35-39	40-44	45-49
Srbija (Serbia)	0	0	0	0	1	5	15	28	46	136
Vojvodina (Vojvodina)	0	0	0	0	0	1	5	3	12	31
Centralna Srbija (Central Serbia)	0	0	0	0	1	4	10	25	34	105
Severnobački (North Backa)	0	0	0	0	0	0	0	1	2	4
Srednjebanatski (Middle Banat)	0	0	0	0	0	0	1	0	0	2
Severnobanatski (North Banat)	0	0	0	0	0	0	1	0	1	5
Južnobanatski (South Banat)	0	0	0	0	0	0	0	0	0	4
Zapadnobački (West Backa)	0	0	0	0	0	0	0	0	3	5
Južnobački (South Backa)	0	0	0	0	0	1	2	1	4	6
Sremski (Srem)	0	0	0	0	0	0	1	1	2	5
Grad Beograd (City of Belgrade)	0	0	0	0	1	2	1	9	7	27
Mačvanski (Macva)	0	0	0	0	0	0	0	1	3	7
Kolubarski (Kolubara)	0	0	0	0	0	1	0	2	4	3
Podunavski (Danube)	0	0	0	0	0	0	0	1	0	3
Braničevski (Branicevo)	0	0	0	0	0	0	1	3	1	4
Šumadijski (Sumadija)	0	0	0	0	0	0	0	1	1	3
Pomoravski (Morava)	0	0	0	0	0	0	0	0	0	2
Borski (Bor)	0	0	0	0	0	0	1	1	1	10
Zaječarski (Zajecar)	0	0	0	0	0	0	1	0	0	3
Zlatiborski (Zlatibor)	0	0	0	0	0	0	1	0	1	4
Moravički (Moravica)	0	0	0	0	0	0	1	0	0	4
Raški (Raska)	0	0	0	0	0	1	2	3	7	11
Rasinski (Rasina)	0	0	0	0	0	0	0	1	2	2
Nišavski (Nisava)	0	0	0	0	0	0	1	2	1	7
Toplički (Toplica)	0	0	0	0	0	0	0	0	0	5
Pirotski (Pirot)	0	0	0	0	0	0	0	0	1	0
Jablanički (Jablanica)	0	0	0	0	0	0	1	0	2	7
Pčinjski (Pcinj)	0	0	0	0	0	0	0	1	3	3

Tabela 16. (nastavak)

Table 16. (continued)

Uzrast (Age)						Ukupan broj i učešće (Total number and proportion)							
						25-64		35-64		0-64		0-75+	
50-54	55-59	60-64	65-69	70-74	75+	Broj	%	Broj	%	Broj	%	Broj	%
249	442	610	618	765	2420	1531	100%	1511	100%	1532	100%	5335	100%
73	110	165	137	201	481	400	26.1%	394	26.1%	400	26.1%	1219	22.8%
176	332	445	481	564	1939	1131	73.9%	1117	73.9%	1132	73.9%	4116	77.2%
8	10	12	9	17	46	37	2%	37	2%	37	2%	109	2%
7	11	23	24	29	52	44	3%	43	3%	44	3%	149	3%
7	9	16	13	22	38	39	3%	38	3%	39	3%	112	2%
8	15	20	22	18	52	47	3%	47	3%	47	3%	139	3%
5	13	16	13	27	52	42	3%	42	3%	42	3%	134	3%
27	32	56	40	59	155	129	8%	126	8%	129	8%	383	7%
11	20	22	16	29	86	62	4%	61	4%	62	4%	193	4%
43	88	100	141	139	515	277	18%	274	18%	278	18%	1073	20%
8	19	26	29	18	88	64	4%	64	4%	64	4%	199	4%
8	12	17	20	17	75	47	3%	46	3%	47	3%	159	3%
3	7	12	15	19	51	26	2%	26	2%	26	2%	111	2%
6	14	20	26	33	99	49	3%	48	3%	49	3%	207	4%
6	18	22	20	23	61	51	3%	51	3%	51	3%	155	3%
3	6	9	10	18	48	20	1%	20	1%	20	1%	96	2%
5	19	21	27	24	93	58	4%	57	4%	58	4%	202	4%
8	12	12	14	15	43	36	2%	35	2%	36	2%	108	2%
19	18	32	30	37	142	75	5%	74	5%	75	5%	284	5%
5	9	7	10	19	48	26	2%	25	2%	26	2%	103	2%
21	30	53	42	63	217	128	8%	125	8%	128	8%	450	8%
5	12	21	16	25	65	43	3%	43	3%	43	3%	149	3%
13	22	33	30	48	159	79	5%	78	5%	79	5%	316	6%
1	7	12	11	17	38	25	2%	25	2%	25	2%	91	2%
3	13	7	5	12	37	24	2%	24	2%	24	2%	78	1%
14	9	21	20	19	96	54	4%	53	4%	54	4%	189	4%
5	17	20	15	18	64	49	3%	49	3%	49	3%	146	3%

Tabela 17. (nastavak)

Table 17. (continued)

Uzrast (Age)							Ukupan broj i učešće (Total number and proportion)							
							25-64		35-64		0-64		0-75+	
50-54	55-59	60-64	65-69	70-74	75+	Broj	%	Broj	%	Broj	%	Broj	%	
5	13	12	10	16	41	34	100%	34	100%	34	100%	101	100%	
2	4	2	3	12	35	10	100%	9	100%	10	100%	60	100%	
0	3	2	2	2	8	7	20.6%	7	20.6%	7	20.6%	19	18.8%	
0	1	0	0	0	2	1	10.0%	1	11.1%	1	10.0%	3	5.0%	
5	10	10	8	14	33	27	79.4%	27	79.4%	27	79.4%	82	81.2%	
2	3	2	3	12	33	9	90.0%	8	88.9%	9	90.0%	57	95.0%	
0	0	0	0	0	0	0	0%	0	0%	0	0%	0	0%	
0	0	0	0	0	0	0	0%	0	0%	0	0%	0	0%	
0	0	0	0	1	0	0	0%	0	0%	0	0%	1	1%	
0	0	0	0	0	0	0	0%	0	0%	0	0%	0	0%	
0	1	0	0	1	3	1	3%	1	3%	1	3%	5	5%	
0	1	0	0	0	0	1	10%	1	11%	1	10%	1	2%	
0	0	0	0	0	1	0	0%	0	0%	0	0%	1	1%	
0	0	0	0	0	0	0	0%	0	0%	0	0%	0	0%	
0	0	0	0	0	1	1	3%	1	3%	1	3%	2	2%	
0	0	0	0	0	0	0	0%	0	0%	0	0%	0	0%	
0	0	1	1	0	1	1	3%	1	3%	1	3%	3	3%	
0	0	0	0	0	1	0	0%	0	0%	0	0%	1	2%	
0	2	1	1	0	2	4	12%	4	12%	4	12%	7	7%	
0	0	0	0	0	1	0	0%	0	0%	0	0%	1	2%	
1	9	6	5	5	11	17	50%	17	50%	17	50%	38	38%	
1	1	1	1	2	10	5	50%	4	44%	5	50%	18	30%	
0	0	2	0	1	7	2	6%	2	6%	2	6%	10	10%	
0	0	0	0	2	4	0	0%	0	0%	0	0%	6	10%	
0	0	1	0	2	3	1	3%	1	3%	1	3%	6	6%	
0	2	1	0	0	3	3	30%	3	33%	3	30%	6	10%	
1	0	0	1	0	1	1	3%	1	3%	1	3%	3	3%	
1	0	0	0	3	2	1	10%	1	11%	1	10%	6	10%	
0	0	0	0	1	0	1	3%	1	3%	1	3%	2	2%	
0	0	0	0	0	0	0	0%	0	0%	0	0%	0	0%	
0	0	0	0	0	1	0	0%	0	0%	0	0%	1	1%	
0	0	0	0	0	0	0	0%	0	0%	0	0%	0	0%	
1	0	0	0	0	0	1	3%	1	3%	1	3%	1	1%	
0	0	0	0	0	2	0	0%	0	0%	0	0%	2	3%	
0	0	0	0	0	2	0	0%	0	0%	0	0%	2	2%	
0	0	0	0	0	1	0	0%	0	0%	0	0%	1	2%	
1	0	0	0	0	1	1	3%	1	3%	1	3%	2	2%	
0	0	0	0	0	0	0	0%	0	0%	0	0%	0	0%	
0	0	0	0	0	2	0	0%	0	0%	0	0%	2	2%	
0	0	0	0	1	2	0	0%	0	0%	0	0%	3	5%	
0	0	0	0	1	0	0	0%	0	0%	0	0%	1	1%	
0	0	0	0	0	0	0	0%	0	0%	0	0%	0	0%	
0	0	0	1	0	0	0	0%	0	0%	0	0%	1	1%	
0	0	0	0	0	0	0	0%	0	0%	0	0%	0	0%	
0	0	0	0	0	1	0	0%	0	0%	0	0%	1	1%	
0	0	0	0	1	1	0	0%	0	0%	0	0%	2	3%	
0	0	0	0	3	2	0	0%	0	0%	0	0%	5	5%	
0	0	0	0	1	4	0	0%	0	0%	0	0%	5	8%	
0	1	0	1	0	1	1	3%	1	3%	1	3%	3	3%	
0	0	0	1	0	1	0	0%	0	0%	0	0%	2	3%	
0	0	0	0	0	0	0	0%	0	0%	0	0%	0	0%	
0	0	0	1	0	0	0	0%	0	0%	0	0%	1	2%	
1	0	1	0	1	1	2	6%	2	6%	2	6%	4	4%	
0	0	0	0	2	3	0	0%	0	0%	0	0%	5	8%	
0	0	0	0	0	0	0	0%	0	0%	0	0%	0	0%	
0	0	0	0	0	0	0	0%	0	0%	0	0%	0	0%	

Tabela 18. (nastavak)

Table 18. (continued)

Uzrast (Age)						Ukupan broj i učešće (Total number and proportion)							
						25-64		35-64		0-64		0-75+	
50-54	55-59	60-64	65-69	70-74	75+	Broj	%	Broj	%	Broj	%	Broj	%
7	17	14	13	28	76	44	100%	43	100%	44	100%	161	100%
0	4	2	2	2	10	8	18.2%	8	18.6%	8	18.2%	22	13.7%
7	13	12	11	26	66	36	81.8%	35	81.4%	36	81.8%	139	86.3%
0	0	0	0	0	0	0	0%	0	0%	0	0%	0	0%
0	0	0	0	1	0	0	0%	0	0%	0	0%	1	1%
0	2	0	0	1	3	2	5%	2	5%	2	5%	6	4%
0	0	0	0	0	1	0	0%	0	0%	0	0%	1	1%
0	0	0	0	0	1	1	2%	1	2%	1	2%	2	1%
0	0	1	1	0	2	1	2%	1	2%	1	2%	4	2%
0	2	1	1	0	3	4	9%	4	9%	4	9%	8	5%
2	10	7	6	7	21	22	50%	21	49%	22	50%	56	35%
0	0	2	0	3	11	2	5%	2	5%	2	5%	16	10%
0	2	2	0	2	6	4	9%	4	9%	4	9%	12	7%
2	0	0	1	3	3	2	5%	2	5%	2	5%	9	6%
0	0	0	0	1	0	1	2%	1	2%	1	2%	2	1%
0	0	0	0	0	1	0	0%	0	0%	0	0%	1	1%
1	0	0	0	0	2	1	2%	1	2%	1	2%	3	2%
0	0	0	0	0	3	0	0%	0	0%	0	0%	3	2%
1	0	0	0	0	1	1	2%	1	2%	1	2%	2	1%
0	0	0	0	1	4	0	0%	0	0%	0	0%	5	3%
0	0	0	0	1	0	0	0%	0	0%	0	0%	1	1%
0	0	0	1	0	0	0	0%	0	0%	0	0%	1	1%
0	0	0	0	1	2	0	0%	0	0%	0	0%	3	2%
0	0	0	0	4	6	0	0%	0	0%	0	0%	10	6%
0	1	0	2	0	2	1	2%	1	2%	1	2%	5	3%
0	0	0	1	0	0	0	0%	0	0%	0	0%	1	1%
1	0	1	0	3	4	2	5%	2	5%	2	5%	9	6%
0	0	0	0	0	0	0	0%	0	0%	0	0%	0	0%

Tabela 19. (nastavak)

Table 19. (continued)

Uzrast (Age)						Ukupan broj i učešće (Total number and proportion)							
						25-64		35-64		0-64		0-75+	
50-54	55-59	60-64	65-69	70-74	75+	Broj	%	Broj	%	Broj	%	Broj	%
200	359	453	446	484	1188	1210	100%	1194	100%	1211	100%	3329	100%
56	100	171	185	309	1308	365	100%	360	100%	365	100%	2167	100%
56	88	131	100	126	219	322	26.6%	316	26.5%	322	26.6%	767	23.0%
17	26	36	39	77	272	86	23.6%	86	23.9%	86	23.6%	474	21.9%
144	271	322	346	358	969	888	73.4%	878	73.5%	889	73.4%	2562	77.0%
39	74	135	146	232	1036	279	76.4%	274	76.1%	279	76.4%	1693	78.1%
8	7	8	8	7	21	30	2%	30	3%	30	2%	66	2%
0	3	4	1	10	25	7	2%	7	2%	7	2%	43	2%
4	8	17	15	21	21	32	3%	31	3%	32	3%	89	3%
3	3	6	9	9	31	12	3%	12	3%	12	3%	61	3%
6	8	13	12	15	19	32	3%	31	3%	32	3%	78	2%
1	3	3	1	8	22	9	2%	9	3%	9	2%	40	2%
6	9	16	14	8	19	34	3%	34	3%	34	3%	75	2%
2	6	4	8	10	34	13	4%	13	4%	13	4%	65	3%
5	12	12	8	20	24	36	3%	36	3%	36	3%	88	3%
0	1	4	5	7	29	7	2%	7	2%	7	2%	48	2%
18	27	50	32	37	75	109	9%	106	9%	109	9%	253	8%
9	5	7	9	22	82	21	6%	21	6%	21	6%	134	6%
9	17	15	11	18	40	49	4%	48	4%	49	4%	118	4%
2	5	8	6	11	49	17	5%	17	5%	17	5%	83	4%
35	76	75	99	94	268	224	19%	223	19%	225	19%	686	21%
10	22	32	48	52	268	75	21%	72	20%	75	21%	443	20%
7	16	20	24	14	52	52	4%	52	4%	52	4%	142	4%
1	3	8	5	7	47	14	4%	14	4%	14	4%	73	3%
7	12	12	16	10	36	40	3%	39	3%	40	3%	102	3%
1	2	7	4	9	45	11	3%	11	3%	11	3%	69	3%
3	6	10	10	12	18	22	2%	22	2%	22	2%	62	2%
2	1	2	6	10	36	6	2%	6	2%	6	2%	58	3%
4	14	13	18	15	47	40	3%	39	3%	40	3%	120	4%
2	0	7	8	19	52	10	3%	10	3%	10	3%	89	4%
5	17	17	14	14	30	43	4%	43	4%	43	4%	101	3%
1	1	5	6	9	32	8	2%	8	2%	8	2%	55	3%
2	6	6	5	13	22	16	1%	16	1%	16	1%	56	2%
2	0	3	5	5	28	5	1%	5	1%	5	1%	43	2%
3	16	15	21	13	50	44	4%	43	4%	44	4%	128	4%
2	3	6	6	11	46	14	4%	14	4%	14	4%	77	4%
8	7	8	11	9	25	27	2%	26	2%	27	2%	72	2%
1	5	4	3	6	19	10	3%	10	3%	10	3%	38	2%
14	13	20	22	23	69	53	4%	52	4%	53	4%	167	5%
5	5	12	8	15	77	22	6%	22	6%	22	6%	122	6%
4	6	5	7	14	17	18	1%	18	2%	18	1%	56	2%
1	3	2	3	6	31	8	2%	7	2%	8	2%	48	2%
19	22	37	27	39	115	98	8%	96	8%	98	8%	279	8%
2	8	16	16	24	102	30	8%	29	8%	30	8%	172	8%
5	7	16	14	16	31	33	3%	33	3%	33	3%	94	3%
0	5	5	2	10	36	10	3%	10	3%	10	3%	58	3%
9	19	23	24	35	76	60	5%	59	5%	60	5%	195	6%
4	3	10	6	17	89	19	5%	19	5%	19	5%	131	6%
1	6	8	8	8	15	19	2%	19	2%	19	2%	50	2%
0	2	4	5	9	25	7	2%	7	2%	7	2%	46	2%
3	9	7	5	7	15	20	2%	20	2%	20	2%	47	1%
0	4	0	1	5	22	4	1%	4	1%	4	1%	32	1%
11	5	17	14	11	46	42	3%	41	3%	42	3%	113	3%
4	4	5	6	11	54	14	4%	14	4%	14	4%	85	4%
4	14	13	7	11	37	37	3%	37	3%	37	3%	92	3%
1	3	7	8	7	27	12	3%	12	3%	12	3%	54	2%

Tabela 20. Broj umrlih od akutnog koronarnog sindroma prema regionima, okruzima i uzrastu, Srbija, 2013. godina

Table 20. Number of death caused by acute coronary syndrome by region, administrative district and age, Serbia, 2013

Region/ okrug (Region/District)	Uzrast (Age)									
	0-4	5-9	10-14	15-19	20-24	25-29	30-34	35-39	40-44	45-49
Srbija (Serbia)	0	0	0	0	1	6	15	29	47	139
Vojvodina	0	0	0	0	0	1	5	3	12	33
Centralna Srbija (Central Serbia)	0	0	0	0	1	5	10	26	35	106
Severnobački (North Backa)	0	0	0	0	0	0	0	1	2	4
Srednjebanatski (Middle Banat)	0	0	0	0	0	0	1	0	0	2
Severnobanatski (North Banat)	0	0	0	0	0	0	1	0	1	5
Južnobanatski (South Banat)	0	0	0	0	0	0	0	0	0	4
Zapadnobački (West Backa)	0	0	0	0	0	0	0	0	3	6
Južnobački (South Backa)	0	0	0	0	0	1	2	1	4	6
Sremski (Srem)	0	0	0	0	0	0	1	1	2	6
Grad Beograd (City of Belgrade)	0	0	0	0	1	3	1	10	7	28
Mačvanski (Macva)	0	0	0	0	0	0	0	1	3	7
Kolubarski (Kolubara)	0	0	0	0	0	1	0	2	4	3
Podunavski (Danube)	0	0	0	0	0	0	0	1	0	3
Braničevski (Branicevo)	0	0	0	0	0	0	1	3	2	4
Šumadijski (Sumadija)	0	0	0	0	0	0	0	1	1	3
Pomoravski (Morava)	0	0	0	0	0	0	0	0	0	2
Borski (Bor)	0	0	0	0	0	0	1	1	1	10
Zaječarski (Zajecar)	0	0	0	0	0	0	1	0	0	3
Zlatiborski (Zlatibor)	0	0	0	0	0	0	1	0	1	4
Moravički (Moravica)	0	0	0	0	0	0	1	0	0	4
Raški (Raska)	0	0	0	0	0	1	2	3	7	11
Rasinski (Rasina)	0	0	0	0	0	0	0	1	2	2
Nišavski (Nisava)	0	0	0	0	0	0	1	2	1	7
Toplički (Toplica)	0	0	0	0	0	0	0	0	0	5
Pirotski (Pirot)	0	0	0	0	0	0	0	0	1	0
Jablanički (Jablanica)	0	0	0	0	0	0	1	0	2	7
Pčinjski (Pcinj)	0	0	0	0	0	0	0	1	3	3

Tabela 20. (nastavak)

Table 20. (continued)

Uzrast (Age)						Ukupan broj i učešće (Total number and proportion)							
						25-64		35-64		0-64		0-75+	
50-54	55-59	60-64	65-69	70-74	75+	Broj	%	Broj	%	Broj	%	Broj	%
256	459	624	631	793	2496	1575	100%	1554	100%	1576	100%	5496	100%
73	114	167	139	203	491	408	25.9%	402	25.9%	408	25.9%	1241	22.6%
183	345	457	492	590	2005	1167	74.1%	1152	74.1%	1168	74.1%	4255	77.4%
8	10	12	9	17	46	37	2%	37	2%	37	2%	109	2%
7	11	23	24	30	52	44	3%	43	3%	44	3%	150	3%
7	11	16	13	23	41	41	3%	40	3%	41	3%	118	2%
8	15	20	22	18	53	47	3%	47	3%	47	3%	140	3%
5	13	16	13	27	53	43	3%	43	3%	43	3%	136	2%
27	32	57	41	59	157	130	8%	127	8%	130	8%	387	7%
11	22	23	17	29	89	66	4%	65	4%	66	4%	201	4%
45	98	107	147	146	536	299	19%	295	19%	300	19%	1129	21%
8	19	28	29	21	99	66	4%	66	4%	66	4%	215	4%
8	14	19	20	19	81	51	3%	50	3%	51	3%	171	3%
5	7	12	16	22	54	28	2%	28	2%	28	2%	120	2%
6	14	20	26	34	99	50	3%	49	3%	50	3%	209	4%
6	18	22	20	23	62	51	3%	51	3%	51	3%	156	3%
4	6	9	10	18	50	21	1%	21	1%	21	1%	99	2%
5	19	21	27	24	96	58	4%	57	4%	58	4%	205	4%
9	12	12	14	15	44	37	2%	36	2%	37	2%	110	2%
19	18	32	30	38	146	75	5%	74	5%	75	5%	289	5%
5	9	7	10	20	48	26	2%	25	2%	26	2%	104	2%
21	30	53	43	63	217	128	8%	125	8%	128	8%	451	8%
5	12	21	16	26	67	43	3%	43	3%	43	3%	152	3%
13	22	33	30	52	165	79	5%	78	5%	79	5%	326	6%
1	8	12	13	17	40	26	2%	26	2%	26	2%	96	2%
3	13	7	6	12	37	24	2%	24	2%	24	2%	79	1%
15	9	22	20	22	100	56	4%	55	4%	56	4%	198	4%
5	17	20	15	18	64	49	3%	49	3%	49	3%	146	3%

IVg Stope mortaliteta od infarkta miokarda, nestabilne angine pektoris i akutnog koronarnog sindroma u Srbiji, 2013. godina

IVg Mortality rates of myocardial infarction, unstable angina and acute coronary syndrome, Serbia, 2013

Tabela 22. Stope mortaliteta od infarkta miokarda na 100.000 stanovnika prema regionima, okruzima i uzrastu, Srbija, 2013. godina

Table 22. Mortality rates of myocardial infarction by region, administrative district and age, Serbia, 2013

Region/ okrug (Region/District)	Uzrast (Age)									
	0-4	5-9	10-14	15-19	20-24	25-29	30-34	35-39	40-44	45-49
Srbija (Serbia)	0.0	0.0	0.0	0.0	0.2	1.1	3.0	5.6	9.7	28.7
Vojvodina (Vojvodina)	0.0	0.0	0.0	0.0	0.0	0.8	3.7	2.2	9.5	23.5
Centralna Srbija (Central Serbia)	0.0	0.0	0.0	0.0	0.3	1.2	2.8	6.8	9.7	30.7
Severnobački (North Backa)	0.0	0.0	0.0	0.0	0.0	0.0	0.0	7.5	16.8	31.4
Srednjebanatski (Middle Banat)	0.0	0.0	0.0	0.0	0.0	0.0	8.5	0.0	0.0	15.0
Severnobanatski (North Banat)	0.0	0.0	0.0	0.0	0.0	0.0	10.8	0.0	10.8	49.2
Južnobanatski (South Banat)	0.0	0.0	0.0	0.0	0.0	0.0	0.0	0.0	0.0	20.8
Zapadnobački (West Backa)	0.0	0.0	0.0	0.0	0.0	0.0	0.0	0.0	25.2	37.8
Južnobački (South Backa)	0.0	0.0	0.0	0.0	0.0	2.2	4.2	2.2	9.5	14.5
Sremski (Srem)	0.0	0.0	0.0	0.0	0.0	0.0	4.8	4.8	9.9	22.8
Grad Beograd (City of Belgrade)	0.0	0.0	0.0	0.0	1.1	1.6	0.7	7.0	6.1	25.3
Mačvanski (Macva)	0.0	0.0	0.0	0.0	0.0	0.0	0.0	5.1	15.3	34.6
Kolubarski (Kolubara)	0.0	0.0	0.0	0.0	0.0	9.6	0.0	17.9	36.4	25.1
Podunavski (Danube)	0.0	0.0	0.0	0.0	0.0	0.0	0.0	7.4	0.0	24.1
Braničevski (Branicevo)	0.0	0.0	0.0	0.0	0.0	0.0	9.6	25.5	8.3	36.5
Šumadijski (Sumadija)	0.0	0.0	0.0	0.0	0.0	0.0	0.0	5.0	5.4	16.3
Pomoravski (Morava)	0.0	0.0	0.0	0.0	0.0	0.0	0.0	0.0	0.0	15.3
Borski (Bor)	0.0	0.0	0.0	0.0	0.0	0.0	14.6	13.0	12.4	126.6
Zaječarski (Zajecar)	0.0	0.0	0.0	0.0	0.0	0.0	15.3	0.0	0.0	42.5
Zlatiborski (Zlatibor)	0.0	0.0	0.0	0.0	0.0	0.0	6.0	0.0	5.4	20.3
Moravički (Moravica)	0.0	0.0	0.0	0.0	0.0	0.0	7.8	0.0	0.0	28.5
Raški (Raska)	0.0	0.0	0.0	0.0	0.0	4.8	9.4	13.9	34.3	57.3
Rasinski (Rasina)	0.0	0.0	0.0	0.0	0.0	0.0	0.0	6.1	12.9	13.4
Nišavski (Nisava)	0.0	0.0	0.0	0.0	0.0	0.0	3.9	7.7	4.1	28.3
Toplički (Toplica)	0.0	0.0	0.0	0.0	0.0	0.0	0.0	0.0	0.0	82.4
Pirotski (Piot)	0.0	0.0	0.0	0.0	0.0	0.0	0.0	0.0	17.5	0.0
Jablanički (Jablanica)	0.0	0.0	0.0	0.0	0.0	0.0	7.8	0.0	14.1	48.2
Pčinjski (Pcinj)	0.0	0.0	0.0	0.0	0.0	0.0	0.0	7.4	21.6	21.3

Tabela 22. (nastavak)

Table 22. (continued)

Uzrast (Age)						Mortalitet (Mortality)											
						25-64			35-64			0-64			0-75+		
50-54	55-59	60-64	65-69	70-74	75+	CR	ASR-E	ASR-W	CR	ASR-E	ASR-W	CR	ASR-E	ASR-W	CR	ASR-E	ASR-W
48.9	79.0	109.8	164.5	230.2	426.0	37.9	32.1	28.7	49.1	42.9	40.8	26.0	19.1	13.9	74.5	47.6	31.0
51.7	72.8	114.5	137.5	232.2	349.2	36.6	31.1	27.7	47.5	41.5	39.3	25.2	18.5	13.4	63.8	42.9	28.2
47.9	81.3	108.2	174.2	229.4	450.5	38.3	32.5	29.0	49.7	43.4	41.3	26.3	19.4	14.1	78.4	49.1	31.9
57.6	67.8	86.8	91.5	193.1	340.3	35.1	30.8	27.6	46.1	41.9	40.0	24.2	18.4	13.3	59.0	39.4	25.8
50.5	72.8	158.7	236.0	337.4	375.2	42.2	33.0	29.3	53.1	43.3	40.9	29.0	19.7	14.2	80.8	52.1	34.5
60.8	76.5	145.2	156.3	308.3	346.8	47.8	39.7	35.9	60.1	52.1	50.0	33.0	23.7	17.4	77.4	50.4	33.9
37.4	62.8	88.3	141.8	138.7	246.0	28.5	23.1	20.4	37.1	31.4	29.5	19.6	13.8	9.8	48.0	31.9	21.1
35.6	88.4	106.7	123.9	289.2	339.3	40.4	33.1	29.7	51.8	45.0	43.1	28.2	19.7	14.4	72.8	44.8	29.7
63.3	70.7	128.4	135.4	229.6	384.9	36.3	32.8	29.2	48.2	43.4	41.0	24.8	19.5	14.1	62.2	45.1	29.5
46.0	78.0	93.7	101.4	206.8	379.3	35.0	29.3	26.0	44.8	39.0	36.8	24.2	17.5	12.6	62.6	41.0	26.5
38.5	70.2	78.0	167.2	193.4	408.6	28.5	25.8	23.0	38.3	34.6	32.8	20.0	15.4	11.2	64.3	42.6	27.5
34.9	76.3	112.1	192.6	140.2	391.8	38.3	31.1	28.0	49.0	42.3	40.6	26.3	18.5	13.5	67.8	44.1	29.0
58.5	83.2	128.2	227.6	208.5	467.6	48.8	41.0	37.6	60.9	54.0	52.1	33.9	24.4	18.2	92.7	55.8	37.3
21.7	43.0	73.8	147.8	223.7	337.3	23.6	18.9	17.0	30.6	25.6	24.7	16.0	11.2	8.2	56.6	36.1	23.3
52.1	105.1	127.2	223.9	351.5	545.4	51.1	41.3	37.1	63.7	54.5	52.0	34.9	24.6	18.0	115.4	63.2	41.4
28.5	71.7	91.4	136.1	174.8	264.2	30.6	24.0	21.2	40.1	32.6	30.8	21.3	14.3	10.3	53.3	34.0	22.4
20.3	35.3	51.7	81.7	163.2	228.7	17.5	13.6	12.0	22.4	18.4	17.5	12.0	8.1	5.8	45.5	24.5	15.7
55.2	188.2	194.9	333.3	346.4	841.2	86.2	69.0	62.4	106.4	91.1	87.8	60.5	41.1	30.2	165.7	93.9	61.8
97.8	127.7	108.7	170.0	198.3	323.5	57.4	45.3	39.6	69.9	58.8	54.5	41.1	27.0	19.2	92.6	49.7	33.3
86.3	78.0	145.3	207.6	270.7	629.6	47.8	38.1	33.7	60.1	50.7	47.7	32.5	22.7	16.3	100.9	61.8	39.4
31.7	50.6	41.2	95.9	181.8	250.2	22.1	18.6	16.5	27.2	23.9	22.5	15.4	11.1	8.0	49.2	29.2	19.0
105.0	140.7	266.0	317.8	528.6	1101.7	77.7	70.7	64.0	102.0	93.5	89.8	48.6	42.1	31.0	145.9	110.1	70.9
30.1	60.7	102.0	119.7	208.9	293.1	32.6	24.7	22.1	41.4	33.6	32.1	22.6	14.7	10.7	62.7	35.9	23.6
52.2	78.6	112.7	143.4	250.5	485.0	38.1	32.2	28.7	49.5	43.1	40.9	26.4	19.2	13.9	84.9	49.7	31.9
16.1	108.5	172.4	211.3	334.1	462.9	53.0	41.6	37.7	67.3	56.5	54.8	35.2	24.7	18.3	101.6	59.0	39.3
44.6	179.1	94.0	91.7	225.7	372.4	48.6	37.3	31.6	61.7	50.8	45.8	34.5	22.2	15.3	86.5	45.1	28.9
91.9	57.9	129.6	178.8	172.3	541.4	46.7	40.2	36.2	58.9	53.2	51.1	31.4	23.9	17.5	89.2	55.3	35.9
36.9	128.1	168.2	174.3	230.3	539.7	45.5	41.9	37.1	61.1	56.9	53.9	28.3	24.9	18.0	72.6	57.7	37.3

Tabela 26. Stope mortaliteta od akutnog koronarnog sindroma na 100.000 stanovnika prema regionima, okruzima i uzrastu, Srbija, 2013. godina

Table 26. Mortality rates of acute coronary syndrome by region, administrative district and age, Serbia, 2013

Region/ okrug (Region/District)	Uzrast (Age)									
	0-4	5-9	10-14	15-19	20-24	25-29	30-34	35-39	40-44	45-49
Srbija (Serbia)	0.0	0.0	0.0	0.0	0.2	1.3	3.0	5.8	9.9	29.3
Vojvodina (Vojvodina)	0.0	0.0	0.0	0.0	0.0	0.8	3.7	2.2	9.5	25.0
Centralna Srbija (Central Serbia)	0.0	0.0	0.0	0.0	0.3	1.5	2.8	7.1	10.0	31.0
Severnobački (North Backa)	0.0	0.0	0.0	0.0	0.0	0.0	0.0	7.5	16.8	31.4
Srednjebanatski (Middle Banat)	0.0	0.0	0.0	0.0	0.0	0.0	8.5	0.0	0.0	15.0
Severnobanatski (North Banat)	0.0	0.0	0.0	0.0	0.0	0.0	10.8	0.0	10.8	49.2
Južnobanatski (South Banat)	0.0	0.0	0.0	0.0	0.0	0.0	0.0	0.0	0.0	20.8
Zapadnobački (West Backa)	0.0	0.0	0.0	0.0	0.0	0.0	0.0	0.0	25.2	45.4
Južnobački (South Backa)	0.0	0.0	0.0	0.0	0.0	2.2	4.2	2.2	9.5	14.5
Sremski (Srem)	0.0	0.0	0.0	0.0	0.0	0.0	4.8	4.8	9.9	27.3
Grad Beograd (City of Belgrade)	0.0	0.0	0.0	0.0	1.1	2.5	0.7	7.7	6.1	26.2
Mačvanski (Macva)	0.0	0.0	0.0	0.0	0.0	0.0	0.0	5.1	15.3	34.6
Kolubarski (Kolubara)	0.0	0.0	0.0	0.0	0.0	9.6	0.0	17.9	36.4	25.1
Podunavski (Danube)	0.0	0.0	0.0	0.0	0.0	0.0	0.0	7.4	0.0	24.1
Braničevski (Branicevo)	0.0	0.0	0.0	0.0	0.0	0.0	9.6	25.5	16.6	36.5
Šumadijski (Sumadija)	0.0	0.0	0.0	0.0	0.0	0.0	0.0	5.0	5.4	16.3
Pomoravski (Morava)	0.0	0.0	0.0	0.0	0.0	0.0	0.0	0.0	0.0	15.3
Borski (Bor)	0.0	0.0	0.0	0.0	0.0	0.0	14.6	13.0	12.4	126.6
Zaječarski (Zajecar)	0.0	0.0	0.0	0.0	0.0	0.0	15.3	0.0	0.0	42.5
Zlatiborski (Zlatibor)	0.0	0.0	0.0	0.0	0.0	0.0	6.0	0.0	5.4	20.3
Moravički (Moravica)	0.0	0.0	0.0	0.0	0.0	0.0	7.8	0.0	0.0	28.5
Raški (Raska)	0.0	0.0	0.0	0.0	0.0	4.8	9.4	13.9	34.3	57.3
Rasinski (Rasina)	0.0	0.0	0.0	0.0	0.0	0.0	0.0	6.1	12.9	13.4
Nišavski (Nisava)	0.0	0.0	0.0	0.0	0.0	0.0	3.9	7.7	4.1	28.3
Toplički (Toplica)	0.0	0.0	0.0	0.0	0.0	0.0	0.0	0.0	0.0	82.4
Pirotski (Piroć)	0.0	0.0	0.0	0.0	0.0	0.0	0.0	0.0	17.5	0.0
Jablanički (Jablanica)	0.0	0.0	0.0	0.0	0.0	0.0	7.8	0.0	14.1	48.2
Pčinjski (Pcinj)	0.0	0.0	0.0	0.0	0.0	0.0	0.0	7.4	21.6	21.3

Tabela 26. (nastavak)

Table 26. (continued)

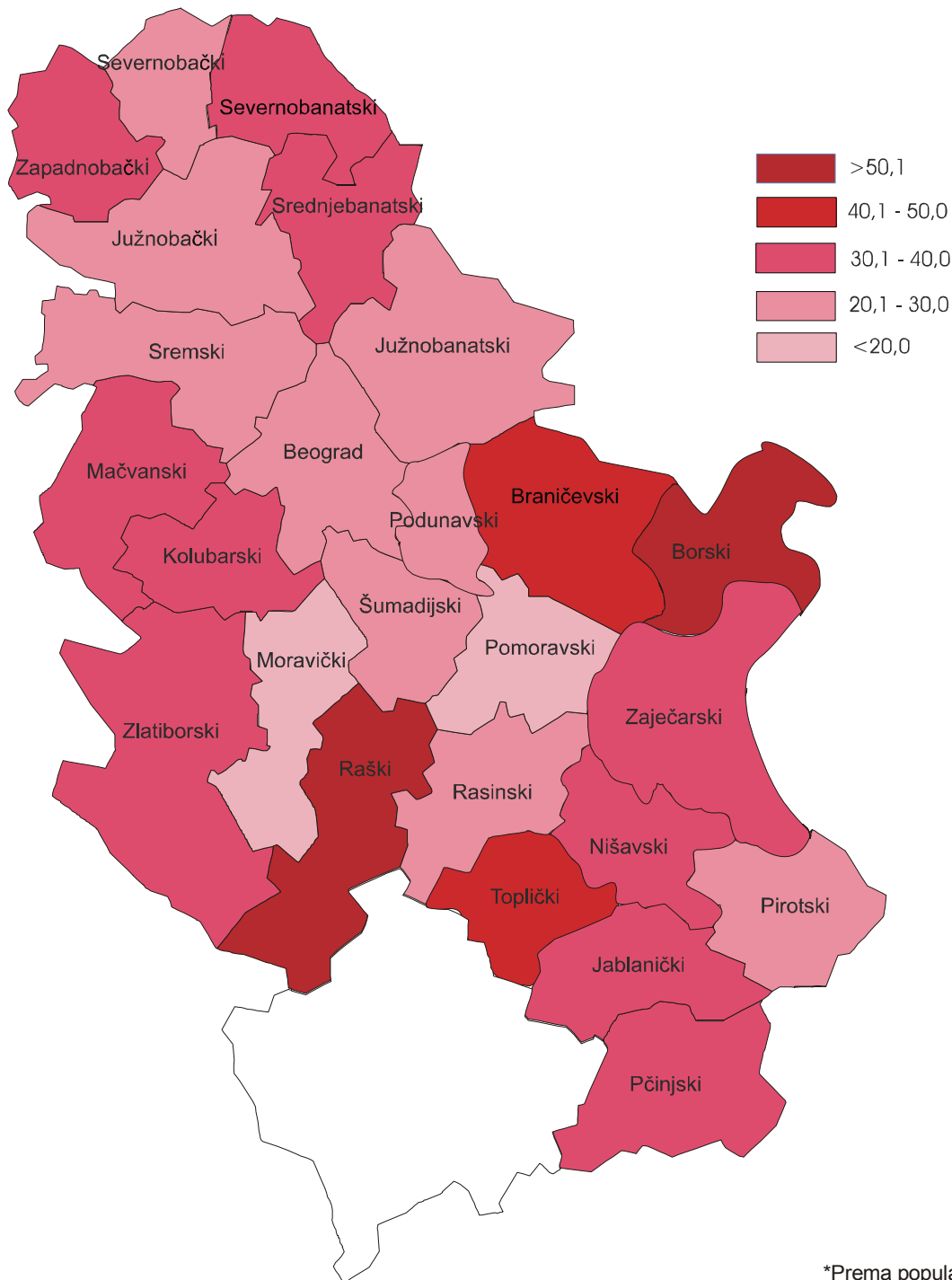
Uzrast (Age)						Mortalitet (Mortality)											
						25-64			35-64			0-64			0-75+		
50-54	55-59	60-64	65-69	70-74	75+	CR	ASR-E	ASR-W	CR	ASR-E	ASR-W	CR	ASR-E	ASR-W	CR	ASR-E	ASR-W
50.3	82.1	112.4	167.9	238.6	439.3	38.9	33.0	29.5	50.5	44.1	41.9	26.8	19.7	14.3	76.7	49.0	31.9
51.7	75.4	115.9	139.5	234.5	356.5	37.3	31.7	28.3	48.5	42.3	40.1	25.7	18.9	13.7	64.9	43.7	28.7
49.8	84.5	111.1	178.2	240.0	465.9	39.5	33.5	30.0	51.3	44.8	42.6	27.2	20.0	14.5	81.0	50.8	33.0
57.6	67.8	86.8	91.5	193.1	340.3	35.1	30.8	27.6	46.1	41.9	40.0	24.2	18.4	13.3	59.0	39.4	25.8
50.5	72.8	158.7	236.0	349.1	375.2	42.2	33.0	29.3	53.1	43.3	40.9	29.0	19.7	14.2	81.4	52.4	34.8
60.8	93.5	145.2	156.3	322.4	374.2	50.3	41.7	37.4	63.2	54.7	52.2	34.7	24.8	18.1	81.6	53.0	35.5
37.4	62.8	88.3	141.8	138.7	250.7	28.5	23.1	20.4	37.1	31.4	29.5	19.6	13.8	9.8	48.3	32.1	21.2
35.6	88.4	106.7	123.9	289.2	345.8	41.3	34.1	30.7	53.1	46.4	44.6	28.9	20.3	14.9	73.9	45.5	30.2
63.3	70.7	130.7	138.8	229.6	389.9	36.6	33.0	29.4	48.6	43.7	41.3	25.0	19.6	14.2	62.8	45.5	29.8
46.0	85.8	98.0	107.8	206.8	392.5	37.3	31.2	27.7	47.8	41.6	39.3	25.8	18.6	13.4	65.2	42.8	27.7
40.3	78.2	83.5	174.3	203.2	425.2	30.7	27.8	24.7	41.2	37.2	35.1	21.6	16.6	12.1	67.6	44.9	29.0
34.9	76.3	120.7	192.6	163.6	440.7	39.5	31.9	28.7	50.5	43.4	41.7	27.1	19.0	13.9	73.2	47.1	30.8
58.5	97.0	143.3	227.6	233.0	505.0	52.9	44.0	40.1	66.2	58.0	55.8	36.8	26.2	19.4	99.7	59.6	39.7
36.2	43.0	73.8	157.6	259.0	357.2	25.4	20.8	18.6	32.9	28.2	27.0	17.2	12.4	9.0	61.1	39.4	25.4
52.1	105.1	127.2	223.9	362.1	545.4	52.2	42.4	38.2	65.1	55.9	53.6	35.6	25.3	18.5	116.5	64.1	42.1
28.5	71.7	91.4	136.1	174.8	268.6	30.6	24.0	21.2	40.1	32.6	30.8	21.3	14.3	10.3	53.7	34.2	22.5
27.1	35.3	51.7	81.7	163.2	238.2	18.4	14.5	12.8	23.5	19.7	18.5	12.6	8.6	6.2	47.0	25.4	16.2
55.2	188.2	194.9	333.3	346.4	868.4	86.2	69.0	62.4	106.4	91.1	87.8	60.5	41.1	30.2	168.2	95.0	62.4
110.0	127.7	108.7	170.0	198.3	331.0	59.0	46.9	40.9	71.9	61.0	56.5	42.3	27.9	19.8	94.3	50.8	34.1
86.3	78.0	145.3	207.6	278.0	647.3	47.8	38.1	33.7	60.1	50.7	47.7	32.5	22.7	16.3	102.7	62.7	39.9
31.7	50.6	41.2	95.9	191.4	250.2	22.1	18.6	16.5	27.2	23.9	22.5	15.4	11.1	8.0	49.7	29.4	19.1
105.0	140.7	266.0	325.4	528.6	1101.7	77.7	70.7	64.0	102.0	93.5	89.8	48.6	42.1	31.0	146.2	110.4	71.2
30.1	60.7	102.0	119.7	217.3	302.2	32.6	24.7	22.1	41.4	33.6	32.1	22.6	14.7	10.7	64.0	36.5	23.9
52.2	78.6	112.7	143.4	271.4	503.3	38.1	32.2	28.7	49.5	43.1	40.9	26.4	19.2	13.9	87.6	51.1	32.7
16.1	124.0	172.4	249.7	334.1	487.3	55.1	43.3	39.1	69.9	58.9	56.8	36.6	25.8	18.9	107.2	62.5	41.5
44.6	179.1	94.0	110.1	225.7	372.4	48.6	37.3	31.6	61.7	50.8	45.8	34.5	22.2	15.3	87.6	45.9	29.5
98.5	57.9	135.8	178.8	199.5	564.0	48.4	41.6	37.5	61.2	55.2	52.9	32.6	24.8	18.1	93.4	57.8	37.5
36.9	128.1	168.2	174.3	230.3	539.7	45.5	41.9	37.1	61.1	56.9	53.9	28.3	24.9	18.0	72.6	57.7	37.3

IVh Standardizovane stope mortaliteta od infarkta miokarda, nestabilne angine pektoris i akutnog koronarnog sindroma po okruzima u Srbiji, 2013. godina

IVh Standardized mortality rates of myocardial infarction, unstable angina and acute coronary syndrome by administrative districts, Serbia, 2013

Slika 6. Standardizovane stope mortaliteta* od akutnog koronarnog sindroma na 100.000 stanovnika po okruzima, Srbija 2013. godina

Figure 6. Age-standardized mortality rates* of acute coronary syndrome per 100.000 population by administrative districts, Serbia, 2013



*Prema populaciji sveta

*By World standard population

V Literatura
V References

1. Grech ED, Ramsdale DR. Acute coronary syndrome: unstable angina and non-ST segment elevation myocardial infarction. *B M J* 2003;326:259-1261.
2. Vasiljević Z. Akutni koronarni sindrom: patofiziološki mehanizam, klasifikacija i klinički oblici: *Acta Clinica* 2006;6(1):29-36.
3. Savezni zavod za zaštitu zdravlja. Međunarodna klasifikacija bolesti, X revizija. Beograd: Savremena administracija, 1996.
4. Bertrand ME, Simoons ML, Fox KAA, Wallentin LC, Hamm ChW, Mc Fadden E, De Feyter PJ. Management of acute coronary syndromes in patients presenting without persistent ST-segment elevation. *Eur Heart J* 2002;23: 1809-1840.
5. Hadsai D, Behar S, Wallentin L, Danchin N, Gritt AK, Boersma E, Fioretti PM, Simoons ML, Battler A. A prospective survey of the characteristics, treatment and outcomes of patients with acute coronary syndromes in Europe and the Mediterranean basin. The Euro Heart Survey of acute coronary syndromes (Euro Heart Survey ACS). *Eur Heart J* 2002;23:1190-1201.
6. WHO. World Health Report 2004: Changing history, Geneva : WHO; 2004.
7. Fagle K, Goodman S, Avezum A, Budaj S, Sullinvan C, Lopez-Sandon J, for the GRACE Investigators. Practice variation and missed opportunities for reperfusion in ST segment-elevation myocardial infarction: findings from the GRACE. *Lancet* 2002;359:373-377.
8. Characteristics, treatment and outcome of patients with ACS in Europe and Mediterranean basin in 2004. Euro Heart Survey ASC II. *Eur Heart J* 2006;27(19):2285-93.
9. Fox KAA, Anderson FA, Dabbous OH, et al. Intervention in acute coronary syndromes: do patients undergo intervention on the basis of their risk characteristics? The Global Registry of Acute Coronary Events (GRACE). *Heart* 2007;93:177-182.
10. Vasiljević Z, Matić D, Mickovski-Katalina N, i sar. Prvi epidemiološki podaci o akutnom koronarnom sindromu u Srbiji. *Acta Clinica* 2006;6(1):13-16.
11. Vasiljević Z, Mickovski-Katalina N, Panić G, i sar. Klinička obeležja, lečenje i smrtnost bolesnika sa akutnim koronarnim sindromom u Srbiji od 2002. do 2005. godine: analiza podataka Nacionalnog registra za akutni koronarni sindrom. *Srp Arh Celok Lek* 2007;135(11-12):645-658.
12. Mickovski-Katalina N. Socijalno-demografske, bihevioralne i kliničke karakteristike bolesnika sa akutnim infarktomiokarda kao činioci načina njihovog zbrinjavanja (Magistrska teza). Beograd: Medicinski fakultet univerziteta u Beogradu, 2005.
13. Matić D. Analiza bolesnika sa akutnim koronarnim sindromima na teritoriji Srbije u jednogodišnjem periodu (Magistarska teza). Beograd: Medicinski fakultet univerziteta u Beogradu, 2011.
14. Nielsen KM, Foldspang A, Larsen M, Gerdes LU, Rasmussen S, Faergeman O. Estimating the incidence of the acute coronary syndrome: data from Danish cohort of

- 138 290 persons. Eur J Cardiovasc Prev Rehabil 2007;14 (5):608-614.
15. Nielsen KM. Acute coronary syndrome: incidence and prognosis. Dan Med Bull 2006;1:53-95.
 16. Vasiljevic Z, Matic D, Mickovski-Katalina N, et al. Characteristics and hospital outcomes of patients with heart failure complicating acute coronary syndromes. Eur Heart J Suppl 2007;6(1):106.
 17. Vasiljević Z, Stojanović B, Kocev N, i sar. Analiza bolničke smrtnosti od akutnog infarkta miokarda sa elevacijom ST segmenta u koronarnim jedinicama Beograda. Srp Arh Celok Lek 2011;136(2):84-96.
 18. Savezni zavod za zdravstvenu zaštitu. Međunarodna klasifikacija bolesti, povreda i uzroka smrti, IX revizija. Niš: Institut za dokumentaciju zaštite na radu, 1978.
 19. Van de Werf F, Ardissino D, Betriu A, Cokkinos DV, Falk E, Fox KAA, Julian D, Lengyel M, Josef Neumann F, Ruzylo W, Thygesen C, Underwood SR, Vahanian A, Verheugt FWA, Wijns W. The Task Force on the Management of Acute Myocardial Infarction of the European Society of Cardiology. Management of acute myocardial infarction in patients presenting with ST-segment elevation Van de Werf F, Ardissino D, Betriu A, Cokkinos DV, Falk E, Fox KAA, Julian D, Lengyel M, Josef Neumann F, Ruzylo W, Thygesen C, Underwood SR, Vahanian A, Verheugt FWA, Wijns W. The Task Force on the Management of Acute Myocardial Infarction of the European Society of Cardiology. Management of acute myocardial infarction in patients presenting with ST-segment elevation. Eur Heart J 2003;24:28–66.
 20. Bassand JP, Hamm CW, Ardissino D, et.al. The Task Force for the Diagnosis and Treatment of Non-ST-Segment Elevation Acute Coronary Syndromes of the European Society of Cardiology. Guidelines for the diagnosis and treatment of non-ST-segment elevation acute coronary syndromes. Eur Heart J 2007;28:1598-1660.
 21. Braunwald E, et al. ACC/AHA Guideline Update for the Management of Patients With Unstable Angina and Non–ST–Segment Elevation Myocardial Infarction. A Report of the American College of Cardiology/American Heart Association Task Force on Practice Guidelines (Committee on the Management of Patients With Unstable Angina). ACC/AHA; 2002.
 22. Ahmad O, Boschi-Pinto C, Lopez A, Murray C, et al. Age Standardization of Rates: A New WHO Standard. Geneva: World Health Organization, 2000.
 23. John M. Last, Zoran Radovanović. Epidemiološki rečnik, četvrto izdanje na engleskom jeziku, Medicinski fakultet, beograd, 2001.
 24. ACC/AHA 2002 Guidelines for Management of Stable Angina Pectoris. Am Coll Cardiol 2003;41:159-168.

VI Lista skraćenica
VI List of abbreviation

SZO - Svetska zdravstvena organizacija (WHO – World Health Organization)

AKS – Akutni koronarni sindrom (ACS – Acute coronary syndrome)

PKI –Perkutana koronarna intervencija (PCI - Percutaneous coronary intervention)

CVI – Cerebrovaskularni insult (CVI – Cerebrovascular insult)

PVB – Periferna vaskularna bolest (PVD - Peripheral vascular disease)

KABG – Koronarno arterijski bajpas grafting (CABG - Coronary artery bypass grafting)

HOBP – Hronična opstruktivna pluća (COPD – Chronic obstructive pulmonary disease)

HBB – Hronična bolest bubrega (CKD – Chronic kidney disease)

STAIM – Akutni infarkt miokarda sa ST elevacijom (STAIM - ST elevation acute myocardial infarction)

NSTAIM – Akutni infarkt miokarda bez ST elevacije (NSTEMI – Non ST elevation acute myocardial infarction)

NAP – Nestabilna angina pektoris (UAP – Unstable angina pectoris)

KPR – Kardiopulmonalna reanimacija (CPR – Cardiopulmonary reanimation)

ASK – Acetil salicilna kiselina (ASA – Acetilsalicylic acid)

NM – Niskomolekularni (LMW – Low molecular weight)

Ca – Kalcijum (Ca – Calcium)

Min – Minimum (Min – Minimum)

Max – Maksimum (Max – Maximum)

μ - Aritmetička sredina (μ - Mean)

CIP – Katalogizacija u publikaciji
Narodna biblioteka Srbije, Beograd

314:616-1 (497.11)"2006"(083.41)
314 .14:616-1(497.11)"2006"(083.41)

INCIDENCIJA i mortalitet od akutnog koronarnog sindroma u Srbiji 2011. /
[Uređivački odbor Dragan Miljuš ... [et al.]; prevodilac Vesna Kostić]
= Incidence and Mortality of Acute Coronary Syndrome in Serbia 2011.
/ editorial board Dragan Miljus... [et al.] ; translator Vesna Kostic] .-Beograd : Institut
za javno zdravlje Srbije " Dr Milan Jovanović Batut " = Institute of
Public Health of Serbia "Dr Milan Jovanovic Batut", 2012 (Zemun: ALTA NOVA).
-73 str.: tabele; 29cm. – (Registar za akutni koronarni sindrom u Srbiji,
Izveštaj br.6 = Serbian Acute Coronary Syndrome Registry;report No. 6)

Delimično uporedo srp. Tekst i eng. Prevod.- Tiraž 500. Bibliografija: str. 71-73

ISBN 978- 86 -7358 -045-6

1. Yp stv. Nasl.

a) Srce – Bolesti – Srbija – 2011 – statistika b) Srce – Bolesti – Mortalitet –
Srbija – 2011 – Statistika
COBISS. SR – ID 150722060

