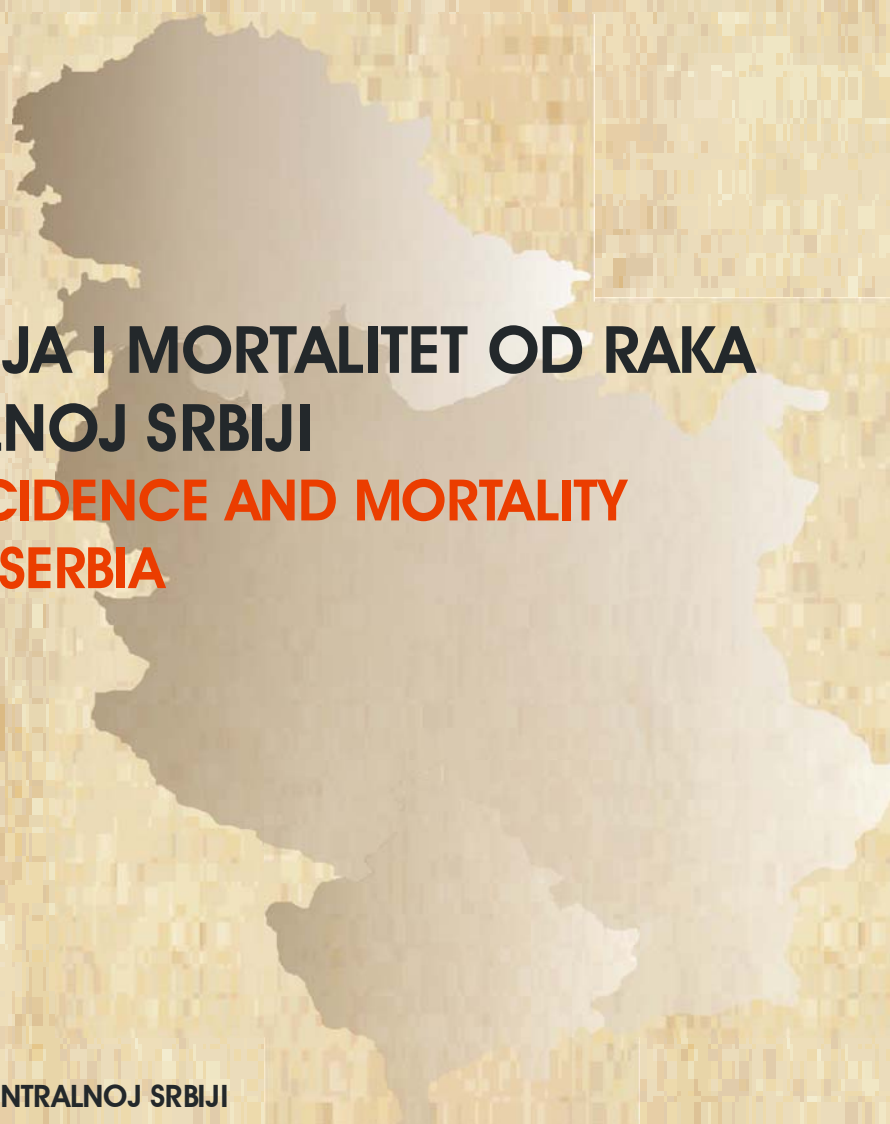


Institut za javno zdravlje Srbije „Dr Milan Jovanović Batut”  
Institute of Public Health of Serbia “Dr Milan Jovanović Batut”  
Odeljenje za prevenciju i kontrolu nezaraznih bolesti  
Department for Prevention and Control of Noncommunicable Diseases



# INCIDENCIJA I MORTALITET OD RAKA U CENTRALNOJ SRBIJI

## CANCER INCIDENCE AND MORTALITY IN CENTRAL SERBIA

# 2010

REGISTAR ZA RAK U CENTRALNOJ SRBIJI  
CANCER REGISTRY OF CENTRAL SERBIA



ISBN 86-7358-030-7  
IZVEŠTAJ BR. 12  
REPORT No. 12  
Beograd, 2012.

**Institut za javno zdravlje Srbije „Dr Milan Jovanović Batut”**  
**Institute of Public Health of Serbia “Dr Milan Jovanović Batut”**

**Odeljenje za prevenciju i kontrolu nezaraznih bolesti**  
**Department for Prevention and Control of Noncommunicable Diseases**



# **INCIDENCIJA I MORTALITET OD RAKA U CENTRALNOJ SRBIJI**

**CANCER INCIDENCE AND MORTALITY  
IN CENTRAL SERBIA**

# **2010**

**REGISTAR ZA RAK U CENTRALNOJ SRBIJI**  
**CANCER REGISTRY OF CENTRAL SERBIA**



**ISBN 86-7358-030-7**

**IZVEŠTAJ BR. 12**  
**REPORT No. 12**  
**Beograd, 2012.**

**Izdavač**

Institut za javno zdravlje Srbije „Dr Milan Jovanović Batut”

**Published by**

*Institute of Public Health of Serbia “Dr Milan Jovanović Batut”*

**Direktor****Director**

Prim. dr sc. med. Tanja Knežević / *Tanja Knezevic, MD, PhD*

**Odeljenje za prevenciju i kontrolu nezaraznih bolesti****Department for Prevention and Control of Noncommunicable Diseases**

Mr sc. dr Dragan Miljuš / *Dragan Miljus, MD, M. Sc. - Head of Department*

Dr Snežana Živković / *Snezana Zivkovic, MD*

Dr Snežana Plavšić / *Snezana Plavsic, MD*

Mr sc. med. Nataša Mickovski Katalina / *Natasa Mickovski Katalina, MD, M.Sc.*

Dr Ivana Rakočević / *Ivana Rakocevic, MD*

Dr Jelena Janković / *Jelena Jankovic MD*

Zorica Božić, viši dijetetski nutricionista / *Zorica Bozic, senior dietitian nutritionist*

**Uređivački odbor****Editorial Board**

Mr sc. dr Dragan Miljuš / *Dragan Miljus, MD, M. Sc.*

Dr Snežana Živković / *Snezana Zivkovic, MD*

Zorica Božić, viši dijetetski nutricionista / *Zorica Bozic, senior dietitian nutritionist*

**Dizajn i priprema za štampu****Design and typesetting**

Mr sc. dr Dragan Miljuš / *Dragan Miljus, MD, M. Sc.*

Dr Snežana Živković / *Snezana Zivkovic, MD*

Zorica Božić, viši dijetetski nutricionista / *Zorica Bozic, senior dietitian nutritionist*

**Informatička podrška / IT support**

*CanReg 4 – Descriptive Epidemiology, Internacional Agenci for Research on Cancer,WHO*

**Lektor****Language editor**

Mr sc. Tamara Gruden / *Mr Tamara Gruden*

**Korespondencija****Correspondence to**

Mr sc. dr Dragan Miljuš / *Dragan Miljus, MD, M. Sc.*

Dr Snežana Živković / *Snezana Zivkovic, MD*

Institut za javno zdravlje Srbije

Dr Subotića 5, 11 000 Beograd, Srbija

Tel: +381 (011) 2684 566/160, 115

Fax: +381 (011) 2684 140

E-mail: [nezaraznibatut@yahoo.com](mailto:nezaraznibatut@yahoo.com)

Web site://[www.batut.org.rs](http://www.batut.org.rs)

# RECENZIJA

Registar za rak Centralne Srbije predstavlja najznačajniji izvor podataka o obolevaju i umiranju od malignih bolesti u našoj zemlji. Dizajniran po tipu populacionog registra, pruža relevantne informacije o incidenciji i mortalitetu od raka u Srbiji njihovim trendovima. Ovi parametri su od krucijalnog značaja ne samo za praćenje epidemiološke situacije kada su u pitanju maligne bolesti, već i za evaluaciju različitih mera i programa koji se sprovode u cilju njihove prevencije i smanjenja bremena ovih bolesti u našoj populaciji, kao što je npr. implementacija skrininga za određene maligne bolesti.

Imajući u vidu obiman set podataka koji se odnose na prirodu bolesti, kao i respektabilne parametre kvaliteta ovih podataka, Registar za rak u našoj zemlji predstavlja izuzetno značajan resurs za praktični rad lekara, edukaciju i istraživanja. Podaci ovog Registra služe lekarima različitih specijalnosti da prošire svoja znanja o malignim bolestima, faktorima rizika za njihov nastanak i faktorima prognoze, u cilju što ranijeg otkrivanja i izbora najoptimalnijeg načina lečenja.

Podaci Registra za rak Centralne Srbije se takođe, koriste u svim vidovima nastave epidemiologije, onkologije i drugih oblasti koje se tiču malignih bolesti, na medicinskim fakultetima u zemlji, počev od osnovnih studija, preko specijalističkih i subspecijalističkih, do doktorskih studija. Zahvaljujući tome, značajno je porasla upotrebna vrednost podataka Registra koji sve više postaje i ozbiljan resurs za različite vrste epidemioloških i drugih istraživanja, što je dokumentovano u velikom broju raznovrsnih publikacija, uključujući i doktorske teze.

Beograd, 30.10.2013. godine

Institut za epidemiologiju,

Medicinski fakultet Univerzitet u Beogradu

Prof. dr Tatjana Pekmezović

Populacioni registar za rak je najstariji registar u Srbiji i ima neprocenjiv značaj za sagledavanje opterećenosti društva malignim bolestima, planiranje strategije za prevenciju i kontrolu raka, praćenje uspešnosti skrininga i drugih preventivnih programa, planiranje i organizaciju zdravstvene zaštite, kao i za izvođenje epidemioloških i kliničkih istraživanja. Od 1998. godine Registar za rak je primljen u Internacionalnu (IACR) i Evropsku asocijaciju registara za rak (ENCR), što je doprinelo afirmaciji Srbije, kao zemlje koja ide u korak sa visokorazvijenim zemljama.

Poseban akcenat treba staviti na kvalitet Registra, koji je rezultat decentralizovanog načina prikupljanja podataka (na nivou okruga), aktivnog i pasivnog nadzora, korišćenja više izvora informacija o obolelima i umrlima od raka, adekvatne informatičke podrške, unapređenja znanja zdravstvenih radnika i primene metodologije međunarodnih asocijacija (IARC i ENCR).

Autori su na originalan i sistematizovan način prikazali podatke o obolevanju i umiranju od raka. Retko se sreće da se „suvoparni” statistički podaci prezentuju na ovako zanimljiv, izuzetno jasan i prijemčiv način, čineći ovu publikaciju korisnom ne samo stručnjacima preventivnih grana medicine, nego i kliničarima i nemedicinarima. Osim toga, uspešno je pronađena mera ukupnog obima informacija sa preciznim formulacijama prihvatljivim za široku javnost.

Ukupno uzevši ova publikacija zaslužuje pohvale ne samo sa aspekta kvaliteta prezentovanog materijala, već, možda čak i više, sa aspekta utemeljivanja neophodnosti kontinuiranog praćenja kretanja obolevanja i umiranja od malignih bolesti.

Neophodno je da Ministarstvo zdravlja Republike Srbije prepozna značaj ovog populacionog registra i da podrži sve aktivnosti koje mogu da doprinesu daljem njegovom unapređenju, što bi uticalo na poboljšanje zdravstvene politike i menadžmenta, a samim tim i na smanjenje broja obolelih i umrlih od raka, produženje životnog veka obolelih, poboljšanje kvaliteta njihovog života i do redukcije ili eliminacije potencijalnih faktora rizika.

Beograd, 30.1.2013.

Institut za epidemiologiju,

Medicinski fakultet Univerzitet u Beogradu

Prof. dr Sandra Šipetić-Grujičić

Registar za rak u centralnoj Srbiji autorske grupe Odeljenja za prevenciju i kontrolu nezaraznih bolesti Instituta za javno zdravlje Srbije "Dr Milan Jovanović - Batut" u Beogradu kroz precizne i dobro sistematizovane tabelarne i grafičke prikaze daje epidemiološke parametre malignih neoplazmi na teritoriji centralne Srbije.

Od brojnih afirmativnih utisaka, izdvajaju se dva osnovna.

Prvo, jasno prikazana statistika morbiditeta i mortaliteta od malignih bolesti, prihvatljiva za različite specijalnosti medicine izvan domena epidemiologije, ukazuje na visoko stručni i posvećeni rad grupe autora, na osnovu koga svi poslenici u onkologiji dobijaju čvrstu tačku oslonca za svoja dalja istraživanja u složenoj oblasti malignih bolesti.

Drugo, populacioni registar daje nacionalne koordinate za orijentisanje u oblasti onkologije upravo u periodu kada se u organizaciji Ministarstva zdravlja Republike Srbije razvijaju programi organizovane prevencije raka dojke, debelog creva i grlića materice u Srbiji i promovišu nacionalni vodiči dobre kliničke prakse dijagnostike i lečenja malignih bolesti navedenih lokalizacija, što obećava dobar sinergizam u razvoju onkologije zasnovane na dokazima i standardima.

Registar za rak će stoga sigurno biti često citiran izvor u kliničkim studijama u onkologiji, a autorima može da se poželi da od aktuelnog registra bude bolje samo njegovo naredno izdanje.

Beograd, 28.11.2013. godine

Institut za onkologiju i radiologiju Srbije,

Medicinski fakultet Univerzitet u Beogradu

Prof. dr Zorica Milošević

## **REVIEW**

*Cancer Registry of Central Serbia is the most important source of morbidity and mortality data for malignant diseases in our country. Designed as a population based registry, it provides relevant information considering incidence and mortality rates from cancer in Serbia and their trends. These parameters are crucial not only for monitoring on epidemiological situation regarding malignant diseases, but also for the evaluation of various preventive measures and programs implemented with the aim to prevent and reduce the burden of these diseases in our population, such as screening programs for specific malignant diseases.*

*Bearing in mind the extensive set of data regarding the nature of the disease, as well as respectable parameters of quality of these data, Cancer Registry in our country is extremely significant resource for medical practise, education and research. Data from the Registry are serving physicians of different specialties to broaden their knowledge about malignant diseases, their risk and prognostic factors, with the aim of early detection and optimal treatment choice.*

*Cancer Registry of Central Serbia data are also used in all aspects of education in epidemiology, oncology and other areas related to malignant diseases on medical universities in the country, ranging from undergraduate through specialist and subspecialist to doctoral studies. As a result, utility value of the registry has significantly increased and become a serious resource for different types of epidemiological and other studies, as documented in a large variety of publications, including a doctoral thesis.*

*Belgrade, 30.10.2013*

*Institute of Epidemiology,*

*University of Belgrade Faculty of Medicine*

*Prof. dr Tatjana Pekmezovic*

Population based Cancer Registry is the oldest registry in Serbia and is invaluable for understanding the burden of malignant diseases, planning strategies for the prevention and control of cancer, monitoring the effectiveness of screening and other preventive programs, planning and organization of health care and epidemiological and clinical studies. Since 1998 Cancer Registry was accepted into the International (IACR) and the European Association of Cancer Registries (ENCR), which contributed to the promotion of Serbia as a country that keeps up with the developed countries.

Special emphasis should be placed on the quality of the Registry, which is the result of decentralized data collection (at the district level), active and passive surveillance, the use of multiple sources of information about patients and deaths from cancer, adequate IT support, improving the knowledge of health professionals and applied methodology of international associations (IARC and ENCR). Authors in genuine and systematic way display data about incidence and mortality of cancer. It is rarely seen that "less interesting" statistics is presented in such an interesting, extremely clear and responsive manner, making this publication useful not only for experts of preventive medicine, but also for clinicians and other non-medical experts. In addition, they successfully found a measure of the total volume of information with precise definitions acceptable to the general public.

Altogether, this publication deserves praise not only from the viewpoint of the material presented, but perhaps even more, in terms of the necessity of laying foundations for continuous monitoring of trends of incidence and mortality from cancer.

It is essential for the Serbian Ministry of Health to recognize the importance of the population based Registry and to support all activities which may contribute to its further improvement, could lead to the improvement of health policy and management, and thereby reduce the number of patients and deaths from cancer, prolongation of life in patients, improving their quality of life and the reduction or elimination of potential risk factors.

Belgrade, 30.1.2013

Institute of Epidemiology,

University of Belgrade Faculty of Medicine

Prof. dr Sandra Sipetic-Grujicic



Cancer registry of central Serbia by the authors from Department for Prevention and Control of NCD of Institute of Public Health of Serbia "Dr Milan Jovanovic - Batut" gives the epidemiological parameters of malignant neoplasms in the territory of central Serbia, which are shown by precise and well systematized tables and graphics.

Of the numerous affirmative impressions, it is worth mentioning two of them.

First, the statistics of morbidity and mortality from malignant diseases is clearly shown, by comprehensive and acceptable way not only for epidemiologists but also for other different medical specialties. This is the result of a highly professional and dedicated work of the authors on the basis of which all employees in oncology can get a solid point of support for their further research in the complex field of malignant diseases.

Secondly, population cancer registry provides national coordinates for orientation in the field of oncology, which is especially important during the ongoing implementation of the projects organized by the Ministry of Health of the Republic of Serbia: the national screening programs of breast, colon and cervix cancer and the national guidelines for good clinical practice for diagnostics and treatment of three cancer localization listed above, which promises good synergism in the development of oncology based on evidence and standards.

Cancer Registry will certainly be frequently cited source in many articles in the field of clinical oncology, with best wishes to the authors that the only issue better than the current registry will be its next edition.

Belgrade, 28.11.2013

Institute for Oncology and Radiology of Serbia,

University of Belgrade Faculty of Medicine

Prof. dr Zorica Milosevic

# SADRŽAJ / CONTENTS

## Uvod i objašnjenja

### *Introduction and Comments*

## Tabele i slike / Tables and Figures

1. Broj stanovnika prema uzrastu i polu, centralna Srbija, 2010. godina  
*Population of Central Serbia by age and sex, 2010*
2. Broj stanovnika prema okruzima i polu, centralna Srbiji, 2010. godina  
*Population of Central Serbia by administrative regions by sex, 2010*
3. Stanovništvo prema uzrastu i polu, centralna Srbija, popis 2002. i 2010. godine  
*Population of Central Serbia by age sex, census 2002 and estimate 2010*
4. Broj novoobolelih osoba od raka prema polu, centralna Srbija, 1990–2010.  
*Number of new cancer cases by sex, Central Serbia, 1990 - 2010*
5. Broj umrlih osoba od raka prema polu, centralna Srbija, 1990–2010.  
*Number of death cancer cases by sex, Central Serbia, 1990 - 2010*
6. Standardizovana incidencija i mortalitet od raka na 100.000 stanovnika, centralna Srbija, 1990–2010. godina  
*Standardized cancer incidence and mortality rates per 100.000 population, Central Serbia, 1990 – 2010*
7. Standardizovane stope mortaliteta od vodećih lokalizacija raka na 100.000 stanovnika, muškarci, centralna Srbija, 1990–2010 godina  
*Standardized cancer mortality rates per 100.000 population, males, Central Serbia, 1990 - 2010*
8. Standardizovane stope mortaliteta od vodećih lokalizacija raka na 100.000 stanovnika, žene, centralna Srbija, 1990–2010 godina  
*Standardized cancer mortality rates per 100.000 population, females, Central Serbia, 1990 -2010*
9. Vodeće lokalizacije u obolevanju od raka prema polu, centralna Srbija, 2010. godina  
*The leading cancer sites by sex, Central Serbia, 2010*
10. Vodeće lokalizacije u umiranju od raka prema polu, centralna Srbija, 2010. godina  
*Deaths for leading cancer sites by sex, Central Serbia, 2010*
11. Broj novoobolelih slučajeva od raka prema vodećim lokalizacijama, okruzima i polu, centralna Srbija, 2010. godina  
*Number of new cancer cases by sex and leading primary sites, Central Serbia, 2010*
12. Sirove stope incidencije od raka prema vodećim lokalizacijama, okruzima i polu, centralna Srbija, 2010. godina  
*Crude cancer incidence rates by sex and leading primary sites, Central Serbia, 2010*

13. Standardizovane stope incidencije od raka prema vodećim lokalizacijama okruzima i polu, centralna Srbija, 2010. godina  
*Standardized cancer incidence rates by sex and leading primary sites, Central Serbia, 2010*
14. Broj umrlih slučajeva od raka prema prema vodećim lokalizacijama, okruzima i polu, centralna Srbija, 2010. godina  
*Number of death cancer cases by sex and leading primary sites, Central Serbia, 2010*
15. Sirove stope mortaliteta od raka prema vodećim lokalizacijama, okruzima i polu, centralna Srbija, 2010. godina  
*Crude cancer mortality rates by sex and leading primary sites, Central Serbia, 2010*
16. Standardizovane stope mortaliteta od raka prema vodećim lokalizacijama, okruzima i polu, centralna Srbija, 2010. godina  
*Standardized cancer mortality rates by sex and leading primary sites, Central Serbia, 2010*
17. Ukupan broj novoobolelih i broj novoobolelih od raka sa procentom registrovanih samo na osnovu prijave smrti, prema primarnoj lokalizaciji i polu, centralna Srbija, 2010. godina  
*Total number of new cancer cases and number and percentage of cases registered from death certificates only, of corpus uteri, Central Serbia, 2010*
18. Broj novoobolelih slučajeva od raka, prema primarnoj lokalizaciji, uzrastu i polu, centralna Srbija, 2010. godina  
*Number of new cancer cases by primary site, age and sex, Central Serbia, 2010*
19. Sirove i standardizovane stope incidencije od raka na 100 000 stanovnika, prema primarnoj lokalizaciji, uzrastu i polu, centralna Srbija, 2010. godina  
*Crude and standardized cancer incidence rates per 100 000 population by primary site, age and sex, Central Serbia, 2010*
20. Broj umrlih slučajeva od raka, prema primarnoj lokalizaciji, uzrastu i polu, centralna Srbija, 2010. godina  
*Number of death cancer cases by primary site, age and sex, Central Serbia, 2010*
21. Sirove i standardizovane stope mortaliteta od raka na 100.000 stanovnika, prema primarnoj lokalizaciji, uzrastu i polu, centralna Srbija, 2010. godina  
*Crude and standardized cancer mortality rates per 100 000 population by primary site, age and sex, Central Serbia, 2010*
22. Ukupan broj novoobolelih, broj i procenat histološki i citološki verifikovanih slučajeva raka prema primarnoj lokalizaciji i polu, centralna Srbija, 2010. godina  
*Total number of new cancer cases, number and percentage of histologically and cytologically confirmed cancer cases, by primary site and sex, Central Serbia, 2010*

23. Broj novoobolelih i incidencija od raka prema primarnoj lokalizaciji, uzrastu i polu, centralna Srbija, 2010. godina  
*Number of new cancer cases and cancer incidence rates by primary site, age and sex, Central Serbia, 2010*
  
24. Broj umrlih i mortalitet od raka prema primarnoj lokalizaciji, uzrastu i polu, centralna Srbija, 2010. godina  
*Number of death cancer cases and cancer mortality rates by primary site, age and sex, Central Serbia, 2010*

## UVOD

Populacioni registar za rak osnovan je u Srbiji 1970. godine na osnovu Plana statističkih istraživanja od interesa za Republiku (Sl. glasnik SRS br. 32/69).

U cilju primene jedinstvene metodologije u vođenju Registra u svim teritorijalnim jedinicama bivše Jugoslavije, 1986. godine doneti su Uputstvo o načinu i postupku prijavljivanja lica obolelih od malignih neoplazmi (Sl. list SFRJ, br. 3/86) i Pravilnik o obrascu Registra i načinu njegovog vođenja, obrascu prijave i postupku prijavljivanja i odjavljivanja određenih bolesti (Sl. glasnik SRS, br. 42/86).

Neprecizno uputstvo, nedovoljna edukacija zdravstvenih radnika, kao i nedostatak informatičke podrške imali su za posledicu subregistraciju novootkrivenih slučajeva raka, kao i relativno loš kvalitet podataka na samoj prijavi. U periodu od 1986. do 1995. godine, broj obolelih slučajeva malignih tumora koji su prijavljeni Registru bio je približno isti ili čak i manji od broja umrlih od raka.

Polazeći od zakonske obaveze i uloge Registra (pre svega, za procenu opterećenosti društva rakom, donošenje programa primarne prevencije, planiranje onkološke zdravstvene zaštite, kao i za klinička i epidemiološka istraživanja), u toku 1996. godine pristupljeno je njegovoj reorganizaciji u skladu sa preporukama Internacionalne (International Agency for Research on Cancer - IACR) i Evropske (European Network of Cancer Registries – ENCR) asocijacije registara za rak.

Reorganizacija je obuhvatala:

- decentralizaciju (registri se vode na nivou okruga, a baza podataka za centralnu Srbiju se nalazi u Institutu za javno zdravlje Srbije),
- pored pasivnog i aktivni način prikupljanja podataka,
- nove izvore informacija,
- edukaciju zdravstvenih radnika,
- informatičku podršku i
- povratni sistem informacija.

Zahvaljujući uspešnoj reorganizaciji, u toku 1998. godine Registar za rak u centralnoj Srbiji je primljen u Internacionalnu (IACR) i Evropsku asocijaciju registara za rak (ENCR).

Posle navedenih aktivnosti i vremenskog perioda od nekoliko godina, koji je neophodan za stabilnost podataka, ostvareni su uslovi za izradu prvog izveštaja u decembru 2002. godine.

U registrima koji funkcionišu više decenija, zbog mnogobrojnih izvora podataka i potrebe za njihovom proverom i analizom, uobičajeni vremenski period za prikupljanje podataka iznosi dve godine nakon čega se publikuje izveštaj.

## **INTRODUCTION**

The Population Register for Cancer was formed in Serbia in 1970, originated from the Plan of Statistical Research of Interest for the Republic (Official Gazette of the Republic of Serbia No. 32/69).

In 1986, aiming to apply a unified Register implementation methodology in all territorial units of Former Yugoslavia, the Guidelines On Ways And Procedures Of Reporting Persons With Malign Neoplasms (Official Gazette SFRY, No. 3/86) and the Regulation Book For The Register Form And The Method Of Updating, The Report Forms And Reporting And Cancellation Procedures For Certain Diseases (Official Gazette of the Republic of Serbia No. 42/86) were adopted.

Unprecise Guidelines, insufficient education of the medical personnel, as well as the lack of informatics support resulted in the subregistration of newly found cases of cancer, as well as a relatively poor quality of data on the report forms themselves. In the period of 1986 - 1995, the number of cases with malignant tumors reported to the Register was approximately the same or even lower compared to the number of cases deceased from cancer.

Starting from legal obligations and role of the Register, (foremost for the evaluation of the cancer burden on society, adoption of primary prevention programs, planning oncology health care, as well as clinical and epidemiological research), the reorganization of the Register began in 1996, in accordance with the recommendations of the Interational Agency for Research on Cancer - IACR, and European Network of Cancer Registries - ENCR.

The reorganization encompassed:

- Decentralization (registers are formed on the level of regions, while the main database for Central Serbia is located in the Institute of Public Health of Serbia),
- Apart from passive, active data collection,
- New sources of information,
- Education of medical personnel,
- Informatics support and
- Feedback system of information.

During 1998, due to a successful reorganization, the Cancer Register in Central Serbia was admitted into the Interational Agency for Research on Cancer (IACR) and European Network of Cancer Registries (ENCR).

Following the afore-mentioned activities and several years period necessary for achieving stability of the data, conditions were created for issuing the first Report in December 2002.

In Registers functioning over a period of several decades, due to numerous data sources and the need to check and analyze them, the usual time span for data collection is two years, after which the Report is published.

## **METOD**

Registar za rak u centralnoj Srbiji obuhvata podatke o: ličnim karakteristikama obolelih/umrlih, mogućoj pojavi multiplog primarnog tumora, datumu utvrđivanja sadašnjeg oboljenja, načinu dijagnostike, karakteristikama tumora (primarna i sekundarna anatomsko lokalizacija, histološki tip, stadijum), ishodu bolesti, kao i podatke o zdravstvenoj ustanovi koja je prijavila maligni tumor.

Izvori informacija o obolelim/umrlim od raka su podaci iz instituta za onkologiju, onkoloških dispanzera, onkoloških klinika, bolničkih i vanbolničkih zdravstvenih ustanova, patohistoloških/citoloških, hematoloških i drugih laboratorija, prijava smrti, fondova zdravstvenog osiguranja i ciljanih istraživanja.

Informatičku podršku Registru pružio je programski paket CanReg4 (Department of Descriptive Epidemiology, IARC, Lyon, France, 2002).

U cilju obezbeđenja kvalitetnog prikupljanja, unosa, čuvanja, obrade i analize podataka u Registru, primenjena je metodologija međunarodnih asocijacija (IARC i ENCR) registara za rak.

Za analizu umiranja od malignih tumora u centralnoj Srbiji u 2010. godini, korišćeni su nepublikovani podaci Republičkog zavoda za statistiku. Izvor podataka o populaciji bila je procena stanovništva za 2010. godinu Republičkog zavoda za statistiku.

Maligni tumori su šifrirani prema Međunarodnoj klasifikaciji bolesti – deseta revizija, knjiga 1- (šifre C00-C96) i prema Međunarodnoj klasifikaciji onkoloških bolesti – treće izdanje (šifre 8000/3-9941/3) - International Classification of Diseases for Oncology – Third Edition, World Health Organization, 2000, Geneva. Registrom nisu obuhvaćeni tumori “in situ” (šifre D00-D09).

U izveštaju pored nestandardizovanih, prikazane su i standardizovane stope incidencije (tabele 6, 13, 19, 23) i mortaliteta (tabele 7, 16, 21, 24). Navedene stope standardizovane su metodom direktne standardizacije, a kao standardna populacija korišćena je populacija sveta (ASR-W), Evrope (ASR-E) i trunkova (ASR-TRUNC).

Učešće prijavljenih slučajeva malignih tumora koji su registrovani samo na osnovu prijave smrti prikazano je na tabeli 17.

## METHOD

The Central Serbia Cancer Register includes the following data: personal characteristics of new cases/deceased, possible appearance of multiple primary tumors, date of determination of current illness, diagnostic methods, tumor characteristics (primary and secondary anatomy localization, histology type, stage), outcome of the disease, as well as data on the health institution reporting the malign tumor.

Information sources concerning new cancer cases/deceased cases are data from the oncology institutes, oncology dispensaries, oncology clinics, hospitals and out-patients health institutions, pathology/cytology, hematology and other laboratories, death reports, health insurance funds and targeted research.

The Register is informatically supported by the CanReg4 program package (Department of Descriptive Epidemiology, IARC, Lyon, France, 2002).

With the aim of providing quality in collection, entry, keeping, processing and analysis of data in the Register, the methodology of international associations was applied (IARC I ENCR) for cancer registers.

Unpublished data of the Republic Statistics Institute were used for the analysis of death due to malign tumors in Central Serbia in 2010.

The source of data concerning the population was the 2010 estimate of the Republic Statistics Institute.

Malign tumors are coded according to the International Classification of Diseases - Tenth Revision, Volume 1 (codes C00-C96) and according to the International Classification of Diseases for Oncology - Third Edition (codes 8000/3-9941/3), World Health Organization, 2000, Geneva. The Register does not include tumors "in situ" (codes D00-D09).

Apart from crude rates, the Report includes standardized incidence rates (tables 6, 13, 19, 23) and mortality rates (tables 7, 16, 21, 24). These rates were standardized by the method of direct standardization, with the World (ASR-W), European (ASR-E) or truncated (ASR-TRUNC) population as the standard population.

The percentage of new malign tumor cases registered only on the basis of death reports (table 17).



## **DEFINICIJE**

Incidencija je broj novodijagnostikovanih slučajeva raka u definisanoj populaciji, prijavljenih registru u datoj kalendarskoj godini.

Uzrasno specifična stopa incidencije je broj novoobolelih od raka u definisanoj uzrasnoj grupi (najčešće petogodišnji interval) na 100.000 stanovnika te uzrasne grupe.

Mortalitet je broj slučajeva umrlih od raka koji se javljaju u definisanoj populaciji tokom određenog vremenskog perioda.

Uzrasno specifična stopa mortaliteta je broj umrlih od raka u definisanoj uzrasnoj grupi (najčešće petogodišnji interval) na 100.000 stanovnika te uzrasne grupe.

Standardizovane stope incidencije i mortaliteta predstavljaju fiktivne vrednosti koje se dobijaju određenim tehničkim postupkom, uvođenjem standardne populacije, obično je to: populacija sveta (ASR-W), Evrope (ASR-E) ili tranka (ASR-TRUNC). Njima se prevazilaze razlike (najčešće po polu i uzrastu) koje postoje u različitim populacijama, tako da su pogodne za poređenja.

## **DEFINITIONS**

Incidence is the number of newly diagnosed cancer cases in a defined population, reported to the Register in the given calendar year.

The age-specific incidence rate is the number of new cancer cases in a defined age-group (usually five-year interval) per 100 000 population of that age group.

Mortality is the number of cases deceased from cancer appearing in a defined population during a determined period of time.

The age-specific mortality rate is the number of deceased from cancer in a defined age-group (usually five-year interval) per 100 000 population of that age group.

Standardized incidence and mortality rates represent fictive values reached by a certain technique, introducing standard population: usually World (ASR-W), European (ASR-E) or truncated population (ASR-TRUNC). They are used to eliminate differences (mostly gender and age) existing in different populations and are, therefore, convenient for comparison.

***U realizaciji ovog izveštaja učestvovali su zdravstveni radnici i saradnici:***

- Instituta za javno zdravlje u Nišu i Kragujevcu***
- Zavoda za javno zdravlje na teritoriji centralne Srbije***
- Hospitalnog Registra za rak Instituta za onkologiju i radiologiju Srbije***
- Instituta kliničkog centra Srbije i kliničkog centra u Nišu***
- Kliničko– bolničkih centara u Beogradu i Kragujevcu***
- Instituta za zdravstvenu zaštitu majke i deteta „Dr Vukan Čupić“***
- Univerzitetske dečije klinike u Beogradu***
- Ginekološko akušerske klinike „Narodni front“***
- Zdravstvenih centara***
- Specijalnih / opštih bolnica, i***
- Domova zdravlja na teritoriji centralne Srbije.***

***Health experts and administrative staff from the following institutions participated in the realization of this Report:***

- Institutes of Public Health of Nis and Kragujevac;***
- Institutes of Public Health on the territory of Central Serbia;***
- Hospital Cancer Register of the Oncology and Radiology Institute of Serbia;***
- Institutes of the Clinical Centre of Serbia and the Clinical Centre of Nis;***
- Clinical-Hospital Centres in Belgrade and Kragujevac;***
- Institute for Health Care of Mother and Child "Dr Vukan Čupić";***
- University Childrens' Clinic in Belgrade;***
- Gyneacology and Obstretics Clinic "Narodni front";***
- Health Centres;***
- Special / General Hospitals and***
- Primary Health Centres on the territory of Central Serbia.***

## **Koordinatori okružnih Registara za rak / *Coordinators of Cancer Registries:***

### **Zavod za javno zdravlje Šabac / *Institute of Public Health Sabac***

Dr Olivera Stojanović, specijalista socijalne medicine / *Olivera Stojanovic, MD, specialist specialist in social medicine*

Vesna Maksimović, viši sanitarni tehničar / *Vesna Maksimovic, senior sanitary technician*

### **Zavod za javno zdravlje Valjevo / *Institute of Public Health Valjevo***

Marija Jovanović, medicinska sestra / *Marija Jovanovic, nurse*

### **Zavod za javno zdravlje Požarevac / *Institute of Public Health Pozarevac***

Dr Goran Nikolić, specijalista epidemiologije / *Goran Nikolic, MD, specialist in epidemiology*

Srđan Klimek, viši sanitarni tehničar / *Srdjan Klimek, senior sanitary technician*

### **Institut za javno zdravlje Kragujevac / *Institute of Public Health Kragujevac***

Prof. dr Vesna Pantović, specijalista epidemiologije / *Prof. Vesna Pantovic, MD, PhD, specialist in epidemiology*

Asist. dr Gordana Đorđević, specijalista epidemiologije / *Ass. Prof. Gordana Djordjevic, MD, PhD, specialist in epidemiology*

Jelena Hadžić - Radisavljević, viši sanitarni tehničar / *Jelena Hadzic - Radisavljevic, senior sanitary technician*

### **Zavod za javno zdravlje Čuprija / *Institute of Public Health Cuprija***

Dr Vesna Stefanović, specijalista epidemiolog / *Vesna Stefanovic, MD, specialist in epidemiology*

Sonja Anđelković, viši sanitarni tehničar / *Sonja Anđelkovic, senior sanitary technician*

### **Zavod za javno zdravlje Zaječar / *Institute of Public Health Zajecar***

Dr Svetlana Živković, specijalista epidemiolog / *Svetlana Zivkovic, MD, specialist in epidemiology*

Nena Đorđević, operater / *Nena Đorđevic, IT technician*

### **Zavod za javno zdravlje Užice / *Institute of Public Health Uzice***

Dr sc. med. Biljana Mijović / *Biljana Mijovic MD, PhD, specialist in epidemiology*

Dr Aleksandra Andrić, specijalista epidemiolog / *Aleksandra Andric, MD, specialist in epidemiology*

Marija Dulović, sanitarni tehničar / *Marija Dulovic, sanitary technician*

### **Zavod za javno zdravlje Čačak / *Institute of Public Health Cacak***

Dr Aksentije Tošić, specijalista epidemiolog / *Aksentije Tasic, MD, specialist in epidemiology*

Radoica Gojgić, dipl. inženjer metalurgije / *Radoica Gojgic, dipl. engineer of metallurgy*

### **Zavod za javno zdravlje Kraljevo / *Institute of Public Health Kraljevo***

Dr Vladan Šaponjić, specijalista epidemiolog / *Vladan Saponjic, MD, specialist in epidemiology*

Dr Verica Đukić, specijalista epidemiolog / *Verica Djukic, MD, specialist in epidemiology*  
Zvonko Marinković, viši sanitarni tehničar / *Zvonko Marinkovic, senior sanitary technician*

**Zavod za javno zdravlje Kruševac / *Institute of Public Health Krusevac***

Dr Mirjana Avramović, specijalista epidemiolog / *Mirjana Avramovic, MD, specialist in epidemiology*

Verica Mijailović, viši sanitarni tehničar / *Verica Mijailovic, senior sanitary technician*

**Insitut za javno zdravlje Niš / *Institute of Public Health Nis***

Dr Mirko Ilić, specijalista epidemiolog / *Mirko Ilic, MD, specialist in epidemiology*

**Zavod za javno zdravlje Pirot / *Institute of Public Health Pirot***

Dr Radmila Zec, specijalista epidemiolog / *Radmila Zec, MD, specialist in epidemiology*

Sonja Petrov, viši sanitarni tehničar / *Sonja Petrov, senior sanitary technician*

**Zavod za javno zdravlje Leskovac / *Institute of Public Health Leskovac***

Prim. dr sc. med. Miroslava Dimitrijević, specijalista socijalne medicine / *Prim. Miroslava Dimitrijevic, MD, PhD, specialist in social medicine*

Rosica Pejčić, viši sanitarni tehničar / *Rosica Pejicic, senior sanitary technician*

**Zavod za javno zdravlje Vranje / *Institute of Public Health Vranje***

Dr Svetlana Stojanović, specijalista socijalne medicine / *Svetlana Stojadinovic, MD, specialist in social medicine*

Petar Veličković, zdravstveni statističar / *Petar Velickovic, health statistician*

**Gradski zavod za javno zdravlje Beograd / *Institute of Public Health Beograd***

Mr sc. med. Ljubinka Marčetić, specijalista socijalne medicine / *Ljubinka Marcetic, MD, M. Sc. specialist in social medicine*

Dr Svetlana Trtica, specijalista socijalne medicine / *Svetlana Trtica, MD, specialist in social medicine*

Aleksandra Čukić, zdravstveni statističar / *Aleksandra Cukic, health statistician*

Tabela 1. Broj stanovnika prema uzrastu i polu, centralna Srbija, 2010\*. godina

Table 1. Population of Central Serbia by age and sex, 2010\*

Uzrast Age	Muškarci Males	Žene Females	Ukupno Total
0-4	131210	122913	254123
5-9	144562	136770	281332
10-14	138742	132167	270909
15-19	156933	149174	306107
20-24	172184	165220	337404
25-29	187205	183537	370742
30-34	189840	187937	377777
35-39	179986	181643	361629
40-44	169556	174871	344427
45-49	173623	181225	354848
50-54	186375	196488	382863
55-59	207667	220580	428247
60-64	160153	179994	340147
65-69	111459	133953	245412
70-74	114251	145862	260113
75+	170103	247668	417771
<b>Ukupno (Total)</b>	<b>2593849</b>	<b>2740002</b>	<b>5333851</b>

Tabela 2. Broj stanovnika prema okruzima i polu, centralna Srbija, 2010\*. godina

Table 2. Population of Central Serbia by administrative districts by sex, 2010\*

Teritorija District	Muškarci Males	Žene Females	Ukupno Total
Grad Beograd	773010	866495	1639505
Kolubarski	88078	90386	178464
Mačvanski	152664	155240	307904
Raški	147750	151939	299689
Moravički	105184	108755	213939
Zlatiborski	145697	148703	294400
Rasinski	118525	123515	242040
Šumadijski	140746	147405	288151
Pomoravski	103639	110621	214260
Braničevski	90412	96929	187341
Podunavski	99469	102439	201908
Zaječarski	59574	63031	122605
Borski	63901	66656	130557
Nišavski	183411	189259	372670
Pčinjski	114162	113392	227554
Jablanički	112500	112276	224776
Toplički	47189	46324	93513
Pirotski	47938	46637	94575
<b>Centralna Srbija (Central Serbia)</b>	<b>2593849</b>	<b>2740002</b>	<b>5333851</b>

Slika 1. Stanovništvo prema uzrastu i polu, centralna Srbija, 2002† i 2010\*. godina

Figure 1. Population of Central Serbia by age and sex, 2002† and 2010\*

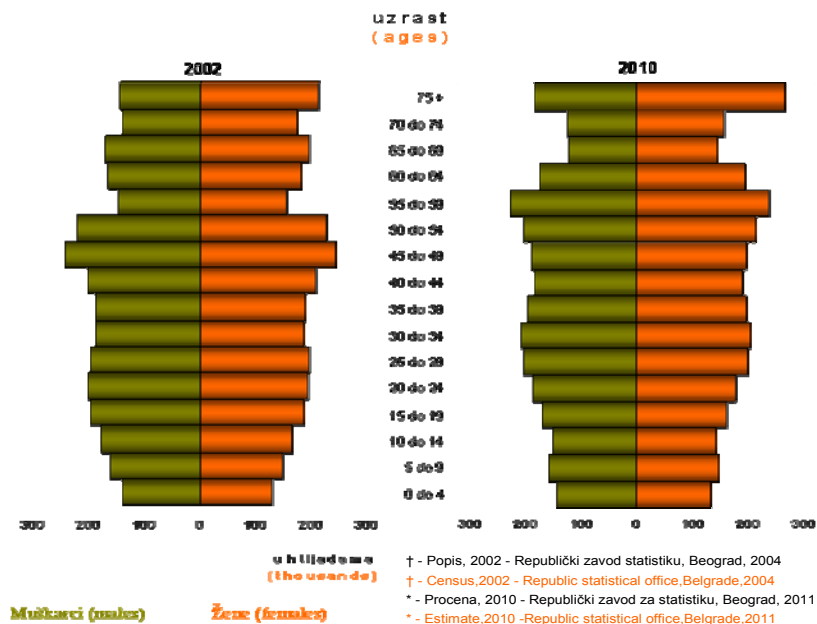


Tabela 3. Broj novoobolelih osoba od raka prema polu, centralna Srbija, 1990–2010. godina  
 Table 3. Number of new cancer cases by sex, Central Serbia, 1990 - 2010

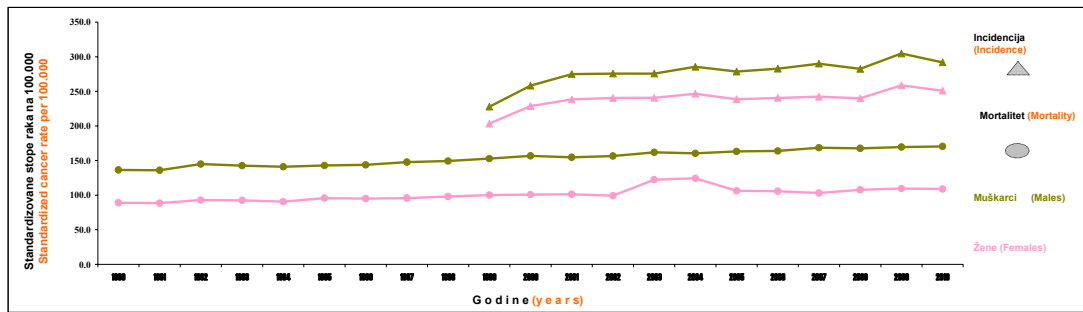
P o l (Sex)	G o d i n e (Y e a r s)																				
	1990*	1991*	1992*	1993*	1994*	1995*	1996*	1997*	1998*	1999	2000	2001	2002	2003	2004	2005	2006	2007	2008	2009	2010
Muškarci (Males)	4879	4479	4417	2900	2639	3101	8987	9412	9788	9964	11270	12110	12449	12350	12801	12679	12835	13475	13261	14012	13625
Žene (Females)	5019	4696	4174	3354	3250	3955	8236	8562	9053	9661	10853	11249	11449	11594	11954	11690	11758	12187	11974	12651	12531
Ukupno (Total)	9898	9175	8591	6254	5889	7056	17223	17974	18841	19625	22123	23359	23898	23944	24755	24369	24593	25662	25235	26663	26156

\* subregistracija (subregistration)

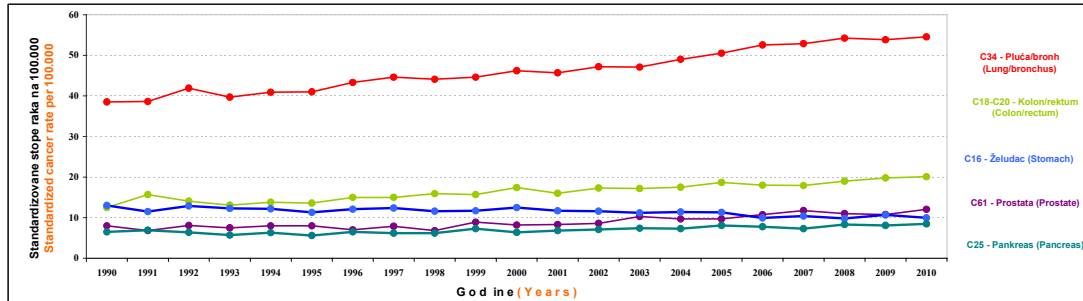
Tabela 4. Broj umrlih osoba od raka prema polu, centralna Srbija, 1990–2010. godina  
 Table 4. Number of death cancer cases by sex, Central Serbia, 1990 - 2010

P o l (Sex)	G o d i n e (Y e a r s)																				
	1990	1991	1992	1993	1994	1995	1996	1997	1998	1999	2000	2001	2002	2003	2004	2005	2006	2007	2008	2009	2010
Muškarci (Males)	5612	5658	6083	6093	6146	6287	6488	6736	6874	6962	7206	7149	7496	7655	7728	7858	7968	8290	8338	8506	8605
Žene (Females)	4202	4303	4544	4581	4569	4907	4919	5052	5288	5350	5447	5553	5571	5832	5980	6142	6146	6083	6317	6536	6448
Ukupno (Total)	9814	9961	10627	10674	10715	11194	11407	11788	12162	12312	12653	12702	13067	13487	13708	14000	14114	14373	14655	15042	15053

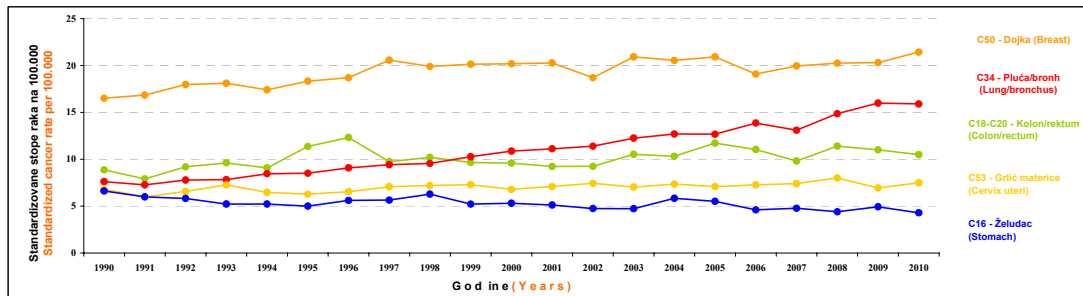
Slika 2. Standardizovana incidencija i mortalitet od raka na 100.000 stanovnika, centralna Srbija, 1990–2010. godina  
 Figure 2. Standardized cancer incidence and mortality rates per 100.000 population, Central Serbia, 1990 - 2010



Slika 3. Standardizovane stope mortaliteta od vodećih lokalizacija raka na 100.000 stanovnika, muškarci, centralna Srbija, 1990–2010.godine  
 Figure 3. Standardized cancer mortality rates per 100.000 population, males, Central Serbia, 1990 - 2010

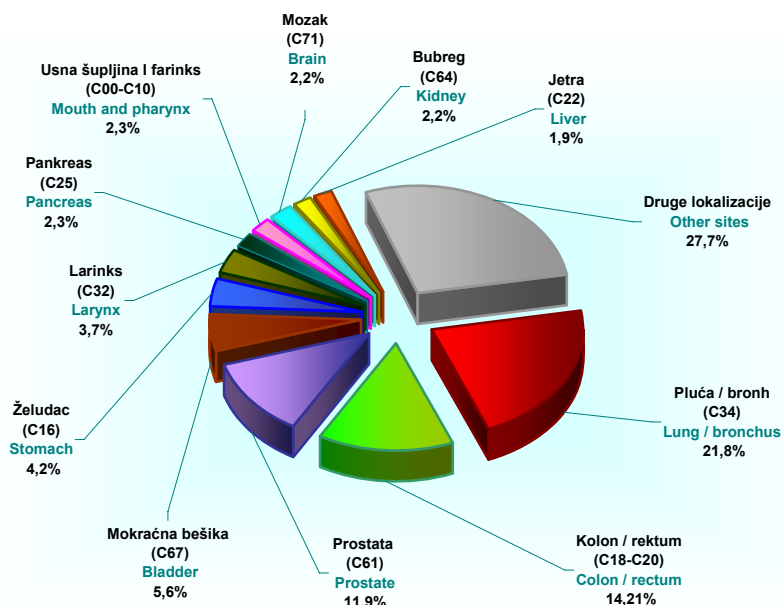


Slika 4. Standardizovane stope mortaliteta od vodećih lokalizacija raka na 100.000 stanovnika, žene, centralna Srbija, 1990–2010.godine  
 Figure 4. Standardized cancer mortality rates per 100.000 population, females, Central Serbia, 1990 - 2010



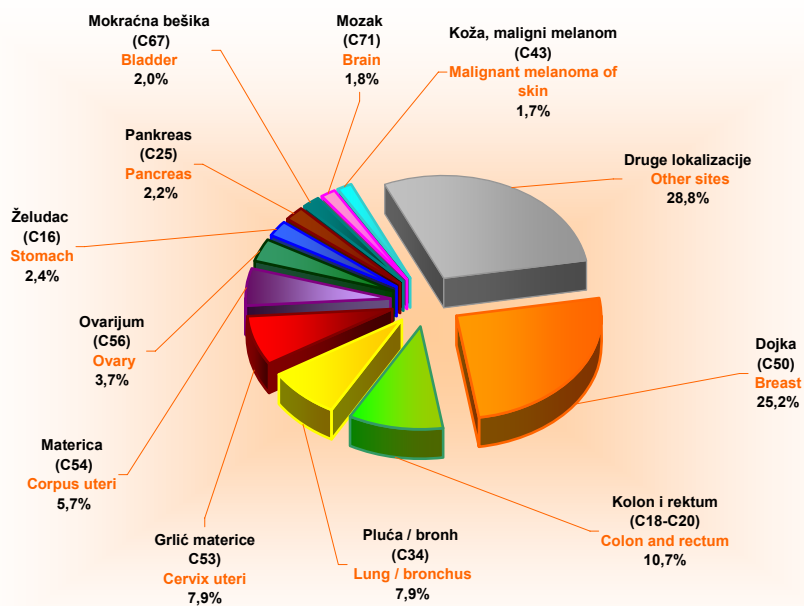
**Slika 5. Vodeće lokalizacije u obolevanju od malignih tumora kod muškaraca, centralna Srbija, 2010. godina**

*Figure 5. The leading cancer sites in males, Central Serbia, 2010*

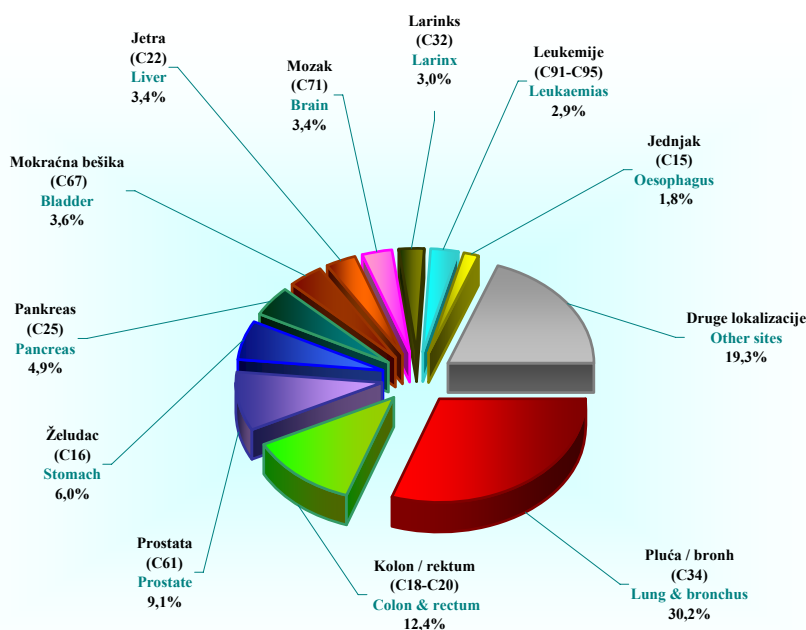


**Slika 6. Vodeće lokalizacije u obolevanju od malignih tumora kod žena, centralna Srbija, 2010. godina**

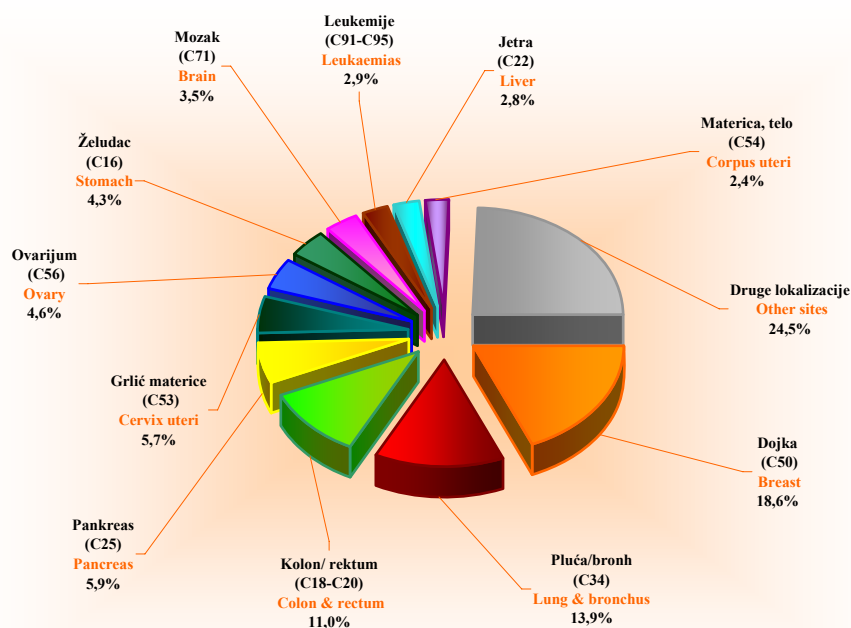
*Figure 6. The leading cancer sites in females, Central Serbia, 2010*



**Slika 7. Vodeće lokalizacije u umiranju od malignih tumora kod muškaraca, centralna Srbija, 2010. godina**  
*Figure 7. The leading cancer sites, deaths, males in Central Serbia, 2010*



**Slika 8. Vodeće lokalizacije u umiranju od malignih tumora kod žena, centralna Srbija, 2010. godina**  
*Figure 8. The leading cancer sites, deaths, females in Central Serbia, 2010*





**Tabela 5. Broj novoobolelih slučajeva od raka prema vodećim lokalizacijama i okruzima, muškarci, centralna Srbija, 2010. godina**

*Table 5. Number of new cancer cases by leading primary sites, males, regions in Central Serbia, 2010*

Primarne lokalizacije (10-MKB) <i>Primary sites (ICD-10)</i>	O k r u g ( R e g i o n )																		
	centralna Srbija	Grad Beograd	Kolubarski	Mačvanski	Raški	Moravički	Zlatiborski	Rasinski	Šumadijski	Pomoravski	Braničevski	Podunavski	Zaječarski	Borski	Nišavski	Pčinjski	Jablanički	Toplički	Pirotski
Pluća i bronh (C34) <i>Lung and bronchus</i>	2969	1120	92	190	101	130	187	92	138	69	91	114	83	88	177	136	90	36	37
Kolon i rektum (C18-C20) <i>Colon and rectum</i>	1937	776	77	99	64	73	107	73	115	56	53	43	60	61	107	44	70	16	43
Prostata (C61) <i>Prostate</i>	1623	588	40	98	71	62	83	77	74	65	49	81	54	47	83	36	68	21	26
Mokraćna bešika (C67) <i>Bladder</i>	767	204	32	33	39	41	30	46	40	32	31	46	33	18	52	42	26	4	18
Želudac (C16) <i>Stomach</i>	567	89	29	58	41	34	37	25	36	12	12	15	15	19	50	34	38	8	15
Larinks (C32) <i>Larynx</i>	505	193	18	20	25	18	17	14	28	12	17	29	10	17	31	21	19	6	10
Pankreas (C25) <i>Pancreas</i>	312	48	12	25	22	8	24	8	26	9	12	11	11	14	32	17	21	3	9
Usna šupljina i farinks (C00-C10) <i>Mouth and pharynx</i>	307	96	13	22	28	7	12	10	12	10	12	19	9	11	18	5	16	0	7
Mozak (C71) <i>Brain</i>	306	54	12	18	25	10	18	21	20	5	10	12	7	9	28	25	10	3	19
Bubreg (C64) <i>Kidney</i>	293	71	11	12	24	20	20	9	29	7	10	17	8	5	18	13	8	4	7
Jetra (C22) <i>Liver</i>	260	34	11	36	15	6	25	6	8	0	15	16	7	9	24	18	17	3	10
Leukemije (C91-C95) <i>Leukaemias</i>	260	107	8	28	9	18	3	4	18	9	1	2	4	5	19	2	9	5	9
Druge lokalizacije <i>Other sites</i>	3517	1182	158	174	182	141	150	180	272	115	104	112	101	118	210	75	106	35	102
Sve lokalizacije (C00-C97) <i>All sites</i>	13625	4562	513	813	646	568	713	565	816	401	417	517	402	421	849	468	498	144	312
Sve lokalizacije bez kože (C44) <i>All sites but skin (C44)</i>	12056	3966	434	733	564	481	637	471	718	336	394	473	381	376	785	446	458	138	265

**Tabela 6. Broj novoobolelih slučajeva od raka prema vodećim lokalizacijama i okruzima, žene, centralna Srbija, 2010. godina**

*Table 6. Number of new cancer cases by leading primary sites, females, regions in Central Serbia, 2010*

Primarne lokalizacije (10-MKB) <i>Primary sites (ICD-10)</i>	O k r u g ( R e g i o n )																		
	centralna Srbija	Grad Beograd	Kolubarski	Mačvanski	Raški	Moravički	Zlatiborski	Rasinski	Šumadijski	Pomoravski	Braničevski	Podunavski	Zaječarski	Borski	Nišavski	Pčinjski	Jablanički	Toplički	Pirotski
Dojka (C50) <i>Breast</i>	3154	1303	91	127	130	118	195	134	151	101	84	96	99	65	183	88	86	33	70
Kolon i rektum (C18-C20) <i>Colon and rectum</i>	1342	518	44	87	41	44	64	51	78	43	40	48	57	40	70	40	35	11	31
Pluća i bronh (C34) <i>Lung and bronchus</i>	994	390	43	45	33	40	73	32	40	25	22	43	38	45	48	35	22	9	11
Grlić materice (C53) <i>Cervix uteri</i>	993	380	28	52	42	44	43	23	52	30	36	25	27	37	60	46	45	11	12
Materica (C54) <i>Corpus uteri</i>	715	256	26	28	36	20	11	33	28	28	15	22	28	19	76	37	33	8	11
Ovarijum (C56) <i>Ovary</i>	464	158	19	21	22	18	23	27	27	11	13	20	24	12	35	13	17	3	1
Želudac (C16) <i>Stomach</i>	304	53	10	31	13	12	23	18	20	9	11	11	8	14	21	20	18	5	7
Pankreas (C25) <i>Pancreas</i>	270	45	12	11	15	5	34	13	23	5	6	9	9	9	37	10	14	5	8
Mokraćna bešika (C67) <i>Bladder</i>	254	75	10	11	7	15	12	12	24	3	5	18	13	6	10	11	9	5	8
Mozak (C71) <i>Brain</i>	228	43	12	17	15	10	12	10	23	3	9	9	9	6	15	10	10	3	12
Koža, maligni melanom (C43) <i>Malignant melanoma of skin</i>	210	94	4	9	6	14	17	2	16	5	0	0	7	4	12	4	7	2	7
Jetra (C22) <i>Liver</i>	181	17	5	22	13	6	13	5	4	1	11	9	12	8	19	10	8	4	14
Druge lokalizacije <i>Other sites</i>	3422	1141	155	166	168	132	142	140	298	114	108	143	100	105	199	69	105	33	104
Sve lokalizacije (C00-C97) <i>All sites</i>	12531	4473	459	627	541	478	662	500	784	378	360	453	431	370	785	393	409	132	296
Sve lokalizacije bez kože (C44) <i>All sites but skin (C44)</i>	11000	3856	390	554	465	406	598	423	675	318	320	404	410	326	735	368	378	124	250

**Tabela 7. Stope incidencije od raka na 100.000 stanovnika prema vodećim lokalizacijama i okruzima, muškarci, centralna Srbija, 2010. godina**

*Table 7. Cancer incidence rates per 100.000 population by leading primary sites, males, regions in Central Serbia, 2010*

Primarne lokalizacije (10-MKB) <i>Primary sites (ICD-10)</i>	O k r u g ( R e g i o n )																		
	centralna Srbija	Grad Beograd	Kolubarski	Mačvanski	Raški	Moravički	Zlatiborski	Rasinski	Šumadijski	Pomoravski	Braničevski	Podunavski	Zaječarski	Borski	Nišavski	Pčinjski	Jablanički	Toplički	Pirotski
Pluća i bronh (C34) <i>Lung and bronchus</i>	114.5	144.9	104.5	124.5	68.4	123.6	128.3	77.6	95.5	66.6	100.7	114.6	139.3	137.7	94.5	119.1	80.0	76.3	77.2
Kolon i rektum (C18-C20) <i>Colon and rectum</i>	74.9	100.4	87.4	64.8	43.3	69.4	73.4	61.6	79.6	54.0	58.6	49.3	100.7	95.5	57.1	38.5	62.2	33.9	89.7
Prostata (C61) <i>Prostate</i>	62.6	76.1	45.4	64.2	48.1	58.9	57.0	65.0	51.2	62.7	54.2	81.4	90.6	73.6	44.3	31.5	60.4	44.5	54.2
Mokraćna bešika (C67) <i>Bladder</i>	29.6	5.3	36.3	21.6	26.4	39.0	20.6	38.8	27.7	30.9	34.3	46.2	55.4	28.2	27.8	36.8	23.1	8.5	37.5
Želudac (C16) <i>Stomach</i>	21.9	11.5	32.9	38.0	27.7	32.3	25.4	21.1	24.9	11.6	13.3	15.1	25.2	29.7	26.7	29.8	33.8	17.0	31.3
Larinks (C32) <i>Larynx</i>	19.5	25.0	20.4	13.1	16.9	17.1	11.7	11.8	19.4	11.6	18.8	29.2	16.8	26.6	16.5	18.4	16.9	12.7	20.9
Pankreas (C25) <i>Pancreas</i>	12.0	6.2	13.6	7.1	14.9	7.6	16.5	6.7	18.0	8.7	13.3	11.1	18.5	21.9	17.1	14.9	18.7	6.4	18.8
Usna šupljina i farinks (C00-C10) <i>Mouth and pharynx</i>	15.1	10.6	15.9	14.4	19.0	6.7	8.2	8.4	8.3	9.6	13.3	19.1	15.1	17.2	9.6	4.4	14.2	0.0	14.6
Mozak (C71) <i>Brain</i>	11.8	1.3	13.6	11.8	16.9	9.5	12.4	17.7	13.8	4.8	11.1	12.1	11.8	14.1	14.9	21.9	8.9	6.4	39.6
Bubreg (C64) <i>Kidney</i>	11.3	9.2	12.5	7.9	16.2	19.0	13.7	7.6	20.1	6.8	11.1	17.1	13.4	7.8	9.6	11.4	7.1	8.5	14.6
Jetra (C22) <i>Liver</i>	10.0	4.4	12.5	23.6	10.2	5.7	17.2	5.1	5.5	0.0	16.6	16.1	11.8	14.1	12.8	15.8	15.1	6.4	20.9
Leukemije (C91-C95) <i>Leukaemias</i>	10.0	2.3	9.1	18.3	6.1	17.1	2.1	3.4	12.5	8.7	1.1	2.0	6.7	7.8	10.1	1.8	8.0	10.6	18.8
Druge lokalizacije <i>Other sites</i>	132.1	193.0	178.3	123.3	123.2	134.1	103.0	151.9	188.2	111.0	115.0	106.6	169.5	184.7	112.1	65.7	94.2	74.2	212.8
Sve lokalizacije (C00-C97) <i>All sites</i>	525.3	590.2	582.4	532.5	437.2	540.0	489.4	476.7	564.7	386.9	461.2	519.8	674.8	658.8	453.1	409.9	442.7	305.2	650.8
Sve lokalizacije bez kože (C44) <i>All sites but skin (C44)</i>	464.8	513.1	492.7	480.1	381.7	457.3	437.2	397.4	496.9	324.2	435.8	475.5	639.5	588.4	418.9	390.7	407.1	292.4	552.8

**Tabela 8. Stope incidencije od raka na 100.000 stanovnika prema vodećim lokalizacijama i okruzima, žene, centralna Srbija, 2010. godina**

*Table 8. Cancer incidence rates per 100.000 population by leading primary sites, females, regions in Central Serbia, 2010*

Primarne lokalizacije (10-MKB) <i>Primary sites (ICD-10)</i>	O k r u g ( R e g i o n )																		
	centralna Srbija	Grad Beograd	Kolubarski	Mačvanski	Raški	Moravički	Zlatiborski	Rasinski	Šumadijski	Pomoravski	Braničevski	Podunavski	Zaječarski	Borski	Nišavski	Pčinjski	Jablanički	Toplički	Pirotski
Dojka (C50) <i>Breast</i>	115.1	150.4	100.7	81.8	85.6	108.5	131.1	108.5	105.1	91.3	86.7	93.7	157.1	97.5	98.8	77.6	76.6	71.2	150.1
Kolon i rektum (C18-C20) <i>Colon and rectum</i>	49.0	59.8	48.7	56.0	27.0	40.5	43.0	41.3	41.1	38.9	41.3	46.9	90.4	60.0	37.8	35.3	31.2	23.7	66.5
Pluća i bronh (C34) <i>Lung and bronchus</i>	36.3	45.0	47.6	29.0	21.7	36.8	49.1	25.9	27.8	22.6	22.7	42.0	60.3	67.5	25.9	30.9	19.6	19.4	23.6
Grlić materice (C53) <i>Cervix uteri</i>	36.2	43.9	31.0	33.5	27.6	40.5	28.9	18.6	35.3	27.1	37.1	24.4	42.8	55.5	32.4	40.6	40.1	23.7	25.7
Materica (C54) <i>Corpus uteri</i>	26.1	29.5	28.8	18.0	23.7	18.4	7.4	26.7	19.5	25.3	15.5	21.5	44.4	28.5	41.0	32.6	29.4	17.3	23.6
Ovarijum (C56) <i>Ovary</i>	16.9	18.2	21.0	13.5	14.5	16.6	15.5	21.9	18.8	9.9	13.4	19.5	38.1	18.0	18.9	11.5	15.1	6.5	2.1
Želudac (C16) <i>Stomach</i>	11.1	6.1	11.1	20.0	8.6	11.0	15.5	14.6	13.9	8.1	11.3	10.7	12.7	21.0	11.3	17.6	16.0	10.8	15.0
Pankreas (C25) <i>Pancreas</i>	9.9	5.2	13.3	7.1	9.9	4.6	22.9	10.5	16.0	4.5	6.2	8.8	14.3	13.5	20.0	8.8	12.5	10.8	17.2
Mokraćna bešika (C67) <i>Bladder</i>	9.3	1.7	11.1	7.1	4.6	13.8	8.1	9.7	16.7	2.7	5.2	17.6	20.6	9.0	5.4	9.7	8.0	10.8	17.2
Mozak (C71) <i>Brain</i>	8.3	1.2	13.3	11.0	9.9	9.2	8.1	8.1	16.0	2.7	9.3	8.8	14.3	9.0	8.1	8.8	8.9	6.5	25.7
Koža, maligni melanom (C43) <i>Malignant melanoma of skin</i>	7.7	10.8	4.4	5.8	3.9	12.9	11.4	1.6	11.1	4.5	0.0	0.0	11.1	6.0	6.5	3.5	6.2	4.3	15.0
Jetra (C22) <i>Liver</i>	6.6	2.0	5.5	14.2	8.6	5.5	8.7	4.0	2.8	0.9	11.3	8.8	19.0	12.0	10.3	8.8	7.1	8.6	30.0
Druge lokalizacije <i>Other sites</i>	124.9	142.4	171.5	106.9	110.6	121.4	95.5	113.3	221.6	103.1	111.4	139.6	158.7	157.5	107.4	60.9	93.5	71.2	223.0
Sve lokalizacije (C00-C97) <i>All sites</i>	457.3	516.2	507.8	403.9	356.1	439.5	445.2	404.8	545.7	341.7	371.4	442.2	683.8	555.1	423.7	346.6	364.3	284.9	634.7
Sve lokalizacije bez kože (C44) <i>All sites but skin (C44)</i>	401.5	445.0	431.5	356.9	306.0	373.3	402.1	342.5	469.9	287.5	330.1	394.4	650.5	489.1	396.7	324.5	336.7	267.7	536.1

**Tabela 9. Standardizovane stope incidencije od raka na 100.000 stanovnika prema vodećim lokalizacijama i okruzima, muškarci, centralna Srbija, 2010. godina**

*Table 9. Standardized cancer incidence rates per 100.000 population by leading primary sites, males, regions in Central Serbia, 2010*

Primarne lokalizacije (10-MKB) <i>Primary sites (ICD-10)</i>	O k r u g ( R e g i o n )																		
	centralna Srbija	Grad Beograd	Kolubarski	Mačvanski	Raški	Moravički	Zlatiborski	Rasinski	Šumadijski	Pomoravski	Bраниčevski	Podunavski	Zaječarski	Borski	Nišavski	Pčinjski	Jablanički	Toplički	Pirotski
Pluća i bronh (C34) <i>Lung and bronchus</i>	65.1	87.0	54.0	68.8	43.2	67.1	68.4	38.1	53.1	38.0	56.6	69.8	63.2	74.9	48.6	84.3	43.8	43.5	39.5
Kolon i rektum (C18-C20) <i>Colon and rectum</i>	40.4	57.0	43.3	36.7	27.1	35.9	36.5	32.6	42.1	24.9	27.4	27.3	39.6	51.2	28.8	26.4	33.0	17.8	37.5
Prostata (C61) <i>Prostate</i>	28.7	37.7	18.7	29.5	25.6	24.3	25.4	27.3	21.9	29.1	21.6	39.6	34.2	27.5	17.7	19.6	27.2	17.3	20.2
Mokraćna bešika (C67) <i>Bladder</i>	15.2	14.1	18.6	11.5	16.4	17.6	10.2	18.0	14.4	16.4	15.8	24.2	22.5	14.1	13.4	23.1	12.4	4.7	16.0
Želudac (C16) <i>Stomach</i>	11.6	6.4	16.5	19.8	16.9	14.6	13.7	11.7	13.1	6.2	6.2	7.4	10.3	14.6	12.5	18.9	18.0	10.3	16.2
Larinks (C32) <i>Larynx</i>	11.6	14.7	13.1	7.3	12.3	9.6	7.2	7.3	11.9	7.6	11.4	17.3	8.3	15.5	9.4	13.2	8.9	7.9	11.1
Pankreas (C25) <i>Pancreas</i>	6.6	3.5	6.9	3.5	8.9	3.4	8.2	4.0	9.0	4.7	6.6	6.6	8.4	10.6	8.2	11.0	10.0	3.5	8.0
Usna šupljina i farinks (C00-C10) <i>Mouth and pharynx</i>	9.0	6.6	10.0	7.2	12.7	4.3	4.8	4.6	5.6	5.3	7.7	10.7	12.0	8.1	5.6	3.2	8.2	0.0	6.1
Mozak (C71) <i>Brain</i>	7.8	4.4	10.3	7.3	11.0	6.2	7.6	12.1	8.9	3.7	7.2	9.0	12.3	7.8	9.3	18.0	7.1	3.3	19.4
Bubreg (C64) <i>Kidney</i>	1.2	5.9	7.2	5.2	10.8	9.6	7.8	4.5	10.9	3.9	5.4	11.0	8.5	3.1	6.4	8.9	3.2	4.6	8.0
Jetra (C22) <i>Liver</i>	5.3	2.5	7.2	13.0	6.3	2.8	9.0	2.4	2.7	0.0	9.0	8.6	5.4	5.8	6.1	9.7	8.0	2.9	7.4
Leukemije (C91-C95) <i>Leukaemias</i>	6.9	10.5	5.6	12.4	5.3	8.8	1.3	1.7	9.0	4.0	0.9	0.8	8.8	4.6	6.1	0.8	4.5	7.5	6.6
Druge lokalizacije <i>Other sites</i>	82.5	91.9	91.1	77.1	81.7	73.9	52.7	86.4	104.7	62.3	78.9	67.1	87.2	103.1	57.7	50.2	55.3	43.9	113.6
Sve lokalizacije (C00-C97) <i>All sites</i>	291.8	342.3	302.6	299.45	278.3	277.9	252.8	250.9	307.2	206.1	254.7	299.3	320.6	340.9	229.8	287.2	239.6	167.2	309.7
Sve lokalizacije bez kože (C44) <i>All sites but skin (C44)</i>	261.0	301.8	261.5	270.9	245.2	237.4	228.6	211.7	274.8	174.5	241.6	273.2	307.4	305.9	214.1	273.8	222.2	161.0	265.9

**Tabela 10. Standardizovane stope incidencije od raka na 100.000 stanovnika prema vodećim lokalizacijama i okruzima, žene, centralna Srbija, 2010. godina**

*Table 10. Standardized cancer incidence rates per 100.000 population by leading primary sites, females, regions in Central Serbia, 2010*

Primarne lokalizacije (10-MKB) <i>Primary sites (ICD-10)</i>	O k r u g ( R e g i o n )																		
	centralna Srbija	Grad Beograd	Kolubarski	Mačvanski	Raški	Moravički	Zlatiborski	Rasinski	Šumadijski	Pomoravski	Bраниčevski	Podunavski	Zaječarski	Borski	Nišavski	Pčinjski	Jablanički	Toplički	Pirotski
Dojka (C50) <i>Breast</i>	67.8	88.5	56.9	49.7	56.3	55.0	80.6	64.0	63.8	52.2	50.6	55.2	81.9	51.1	54.0	55.1	47.0	38.9	83.8
Kolon i rektum (C18-C20) <i>Colon and rectum</i>	24.7	31.6	24.3	28.1	15.7	19.3	20.7	17.9	21.1	16.8	23.1	27.8	39.0	26.1	18.4	17.0	14.5	8.3	30.8
Pluća i bronh (C34) <i>Lung and bronchus</i>	18.9	24.4	23.1	14.2	12.6	17.4	22.7	12.9	15.2	11.5	11.6	22.8	23.1	33.4	12.7	20.7	11.0	10.1	12.6
Grlić materice (C53) <i>Cervix uteri</i>	23.9	27.4	20.6	23.4	19.9	24.1	19.2	10.4	23.7	17.7	21.7	16.9	29.0	38.8	21.8	31.3	29.2	16.3	20.3
Materica (C54) <i>Corpus uteri</i>	14.1	15.8	14.5	10.1	15.2	8.0	3.1	15.2	11.4	13.1	9.2	12.0	19.9	17.6	20.4	22.6	18.2	10.2	11.0
Ovarijum (C56) <i>Ovary</i>	10.5	11.6	10.6	9.9	9.1	7.9	8.6	13.4	11.6	5.8	10.5	11.9	21.4	8.3	11.4	10.0	9.7	2.9	1.2
Želudac (C16) <i>Stomach</i>	5.4	3.2	5.6	9.3	5.2	6.0	7.2	7.3	6.8	3.5	4.0	6.4	3.4	9.0	5.8	9.2	6.5	3.9	7.7
Pankreas (C25) <i>Pancreas</i>	4.4	2.3	6.1	3.5	4.4	2.2	12.1	4.3	7.1	2.8	2.3	5.6	4.7	6.8	8.5	3.9	4.5	4.5	8.9
Mokraćna bešika (C67) <i>Bladder</i>	4.3	4.0	4.3	3.2	2.6	7.2	4.3	3.8	8.7	1.1	2.2	8.8	5.2	2.6	2.8	5.5	4.6	3.2	6.3
Mozak (C71) <i>Brain</i>	5.2	3.3	7.8	7.4	6.5	4.6	4.9	5.2	11.4	2.6	6.6	4.8	6.1	6.4	3.5	6.1	4.8	3.6	13.5
Koža, maligni melanom (C43) <i>Malignant melanoma of skin</i>	4.4	6.5	2.5	3.5	2.2	6.5	5.0	0.8	5.6	2.2	0.0	0.0	4.5	3.3	4.3	2.2	4.9	3.1	11.2
Jetra (C22) <i>Liver</i>	3.0	1.0	2.4	7.0	4.4	2.8	3.3	1.4	1.3	0.6	4.2	4.7	8.6	2.8	4.3	3.9	4.6	3.1	11.4
Druge lokalizacije <i>Other sites</i>	64.3	70.4	81.1	57.6	68.4	59.2	44.4	57.8	118.4	48.6	55.8	76.5	57.9	69.2	52.3	36.6	53.2	36.8	99.5
Sve lokalizacije (C00-C97) <i>All sites</i>	250.9	290.1	259.9	226.8	222.4	220.1	236.1	214.5	306.1	178.6	201.8	253.3	304.6	275.3	220.0	224.0	212.8	144.8	318.3
Sve lokalizacije bez kože (C44) <i>All sites but skin (C44)</i>	225.6	256.3	226.9	204.5	194.5	192.1	217.6	187.1	269.6	158.2	181.8	232.0	298.1	251.8	208.9	211.2	199.2	136.6	282.3

**Tabela 11. Broj umrlih slučajeva od raka prema vodećim lokalizacijama i okruzima, muškarci, centralna Srbija, 2010. godina**

*Table 11. Number of death cancer cases by leading primary sites, males, regions in Central Serbia, 2010*

Primarne lokalizacije (10-MKB) <i>Primary sites (ICD-10)</i>	O k r u g ( R e g i o n )																		
	centralna Srbija	Grad Beograd	Kolubarski	Mačvanski	Raški	Moravički	Zlatiborski	Rasinski	Šumadijski	Pomoravski	Braničevski	Podunavski	Zajčarski	Borski	Nišavski	Pčinjski	Jablanički	Toplički	Pirotski
<b>Pluća i bronh (C34)</b> <i>Lung and bronchus</i>	2602	859	88	173	118	95	119	118	137	121	103	108	65	69	177	87	94	38	33
<b>Kolon i rektum (C18-C20)</b> <i>Colon and rectum</i>	1066	338	34	58	46	42	63	52	61	48	50	52	33	25	72	21	44	10	17
<b>Prostata (C61)</b> <i>Prostate</i>	781	226	22	60	45	34	35	40	42	25	47	35	21	25	32	22	42	8	20
<b>Želudac (C16)</b> <i>Stomach</i>	517	145	23	30	37	18	24	19	20	20	16	17	13	14	42	22	35	11	11
<b>Pankreas (C25)</b> <i>Pancreas</i>	423	131	15	25	24	22	21	19	25	18	11	12	11	11	36	9	23	4	6
<b>Mokraćna bešika (C67)</b> <i>Bladder</i>	312	112	11	14	21	15	14	13	18	15	11	12	6	8	14	14	8	0	6
<b>Jetra (C22)</b> <i>Liver</i>	289	71	11	28	13	8	16	15	9	11	7	15	11	10	24	13	13	5	9
<b>Mozak (C71)</b> <i>Brain</i>	289	94	13	11	21	14	16	19	9	12	7	8	2	7	14	14	12	4	12
<b>Larinks (C32)</b> <i>Larynx</i>	255	78	10	8	9	8	11	14	17	13	10	16	5	9	14	15	13	4	1
<b>Leukemije (C91-C95)</b> <i>Leukaemias</i>	252	81	8	16	13	19	17	11	15	11	9	4	4	4	19	3	10	3	5
<b>Bubreg (C64)</b> <i>Kidney, except renal pelvis</i>	171	62	6	7	11	8	6	7	10	5	6	8	3	4	8	5	8	5	2
<b>Jednjak (C15)</b> <i>Oesophagus</i>	156	43	7	13	9	8	7	12	6	8	6	6	4	2	10	2	9	2	2
<b>Druge lokalizacije</b> <i>Other sites</i>	1492	514	67	66	71	46	74	73	87	49	47	50	55	30	128	32	57	24	22
<b>Sve lokalizacije (C00-C97)</b> <i>All sites</i>	8605	2754	315	509	438	337	423	412	456	356	330	343	233	218	590	259	368	118	146
<b>Sve lokalizacije bez kože (C44)</b> <i>All sites but skin (C44)</i>	8540	2738	313	507	435	336	419	408	452	352	329	343	232	214	577	258	367	117	143

**Tabela 12. Broj umrlih slučajeva od raka prema vodećim lokalizacijama i okruzima, žene, centralna Srbija, 2010. godina**

*Table 12. Number of death cancer cases by leading primary sites, females, regions in Central Serbia, 2010*

Primarne lokalizacije (10-MKB) <i>Primary sites (ICD-10)</i>	O k r u g ( R e g i o n )																		
	centralna Srbija	Grad Beograd	Kolubarski	Mačvanski	Raški	Moravički	Zlatiborski	Rasinski	Šumadijski	Pomoravski	Braničevski	Podunavski	Zajčarski	Borski	Nišavski	Pčinjski	Jablanički	Toplički	Pirotski
<b>Dojka (C50)</b> <i>Breast</i>	1197	429	44	67	66	34	46	57	62	42	49	47	32	32	79	24	53	15	19
<b>Pluća i bronh (C34)</b> <i>Lung and bronchus</i>	895	383	33	42	27	29	38	24	45	49	35	48	11	21	49	24	16	10	11
<b>Kolon i rektum (C18-C20)</b> <i>Colon and rectum</i>	711	261	12	34	25	15	37	40	44	35	24	25	21	18	55	25	19	9	12
<b>Pankreas (C25)</b> <i>Pancreas</i>	379	144	14	16	18	9	1	17	25	14	10	8	8	5	35	7	20	4	7
<b>Grič materice (C53)</b> <i>Cervix uteri</i>	367	118	18	16	22	21	15	6	20	19	12	20	10	15	22	15	13	3	2
<b>Ovarijum (C56)</b> <i>Ovary</i>	296	105	8	13	17	11	9	17	20	13	7	10	12	6	22	6	12	3	5
<b>Želudac (C16)</b> <i>Stomach</i>	279	74	10	24	6	7	20	13	15	8	15	11	6	6	27	13	15	5	4
<b>Mozak (C71)</b> <i>Brain</i>	223	85	3	9	15	8	9	11	10	17	11	6	6	3	11	4	9	2	4
<b>Leukemije (C91-C95)</b> <i>Leukaemias</i>	189	69	6	4	9	9	8	6	10	8	9	8	4	3	14	3	12	1	6
<b>Jetra (C22)</b> <i>Liver</i>	179	35	3	17	11	16	9	9	4	9	4	5	10	6	18	7	8	4	4
<b>Materica, telo (C54)</b> <i>Corpus uteri</i>	156	57	5	5	7	7	9	4	6	5	7	4	6	5	13	4	9	1	2
<b>Mokraćna bešika (C67)</b> <i>Bladder</i>	113	45	8	5	3	3	2	4	5	6	4	9	5	2	4	3	1	1	3
<b>Druge lokalizacije</b> <i>Other sites</i>	1464	524	63	85	52	55	90	73	79	48	57	46	52	23	119	37	44	14	20
<b>Sve lokalizacije (C00-C97)</b> <i>All sites</i>	6448	2329	227	337	278	224	293	281	345	273	244	247	183	145	468	172	231	72	99
<b>Sve lokalizacije bez kože (C44)</b> <i>All sites but skin (C44)</i>	6393	2318	226	332	278	221	291	274	343	271	241	245	181	144	460	170	229	72	97

**Tabela 13. Stope mortaliteta od raka na 100.000 stanovnika prema vodećim lokalizacijama i okruzima, muškarci, centralna Srbija, 2010. godina**

*Table 13. Cancer mortality rates per 100.000 population by leading primary sites, males, regions in Central Serbia, 2010*

Primarne lokalizacije (10-MKB) <i>Primary sites (ICD-10)</i>	O k r u g ( R e g i o n )																		
	centralna Srbija	Grad Beograd	Kolubarski	Mačvanski	Raški	Moravički	Zlatiborski	Rasinski	Šumadijski	Pomoravski	Bраниčevski	Podunavski	Zaječarski	Borski	Nišavski	Pčinjski	Jablanički	Toplički	Pirotski
Pluća i bronh (C34) <i>Lung and bronchus</i>	100.3	111.1	99.9	113.3	79.9	90.3	81.7	99.6	97.3	116.8	113.9	108.6	109.1	108.0	96.5	76.2	83.6	80.5	68.8
Kolon i rektum (C18-C20) <i>Colon and rectum</i>	41.1	43.7	38.6	38.0	31.1	39.9	43.2	43.9	43.3	46.3	55.3	52.3	55.4	39.1	39.3	18.4	39.1	21.2	35.5
Prostata (C61) <i>Prostate</i>	30.1	29.2	25.0	39.3	30.5	32.3	24.0	33.7	29.8	24.1	52.0	35.2	35.3	39.1	17.4	19.3	37.3	17.0	41.7
Želudac (C16) <i>Stomach</i>	19.9	18.8	26.1	19.7	25.0	17.1	16.5	16.0	14.2	19.3	17.7	17.1	21.8	21.9	22.9	19.3	31.1	23.3	22.9
Pankreas (C25) <i>Pancreas</i>	16.3	16.9	17.0	16.4	16.2	20.9	14.4	16.0	17.8	17.4	12.2	12.1	18.5	17.2	19.6	7.9	20.4	8.5	12.5
Mokraćna bešika (C67) <i>Bladder</i>	12.0	14.5	12.5	9.2	14.2	14.3	9.6	11.0	12.8	14.5	12.2	12.1	10.1	12.5	7.6	12.3	7.1	0.0	12.5
Jetra (C22) <i>Liver</i>	11.1	9.2	12.5	18.3	8.8	7.6	11.0	12.7	6.4	10.6	7.7	15.1	18.5	15.6	13.1	11.4	11.6	10.6	18.8
Mozak (C71) <i>Brain</i>	11.1	12.2	14.8	7.2	14.2	13.3	11.0	16.0	6.4	11.6	7.7	8.0	3.4	11.0	7.6	12.3	10.7	8.5	25.0
Larinks (C32) <i>Larynx</i>	9.8	10.1	11.4	5.2	6.1	7.6	7.5	11.8	12.1	12.5	11.1	16.1	8.4	14.1	7.6	13.1	11.6	8.5	2.1
Leukemije (C91-C95) <i>Leukaemias</i>	9.7	10.5	9.1	10.5	8.8	18.1	11.7	9.3	10.7	10.6	10.0	4.0	6.7	6.3	10.4	2.6	8.9	6.4	10.4
Bubreg (C64) <i>Kidney, except renal pelvis</i>	6.6	8.0	6.8	4.6	7.4	7.6	4.1	5.9	7.1	4.8	6.6	8.0	5.0	6.3	4.4	4.4	7.1	10.6	4.2
Jednjak (C15) <i>Oesophagus</i>	6.0	5.6	7.9	8.5	6.1	7.6	4.8	10.1	4.3	7.7	6.6	6.0	6.7	3.1	5.5	1.8	8.0	4.2	4.2
Druge lokalizacije <i>Other sites</i>	57.5	66.5	76.1	43.2	48.1	43.7	50.8	61.6	61.8	47.3	52.0	50.3	92.3	46.9	69.8	28.0	50.7	50.9	45.9
Sve lokalizacije (C00-C97) <i>All sites</i>	331.7	356.3	357.6	333.4	296.4	320.4	290.3	347.6	324.0	343.5	365.0	344.8	391.1	341.2	321.7	226.9	327.1	250.1	304.6
Sve lokalizacije bez kože (C44) <i>All sites but skin (C44)</i>	329.2	354.2	355.4	332.1	294.4	319.4	287.6	344.2	321.1	339.6	363.9	344.8	389.4	334.9	314.6	226.0	326.2	247.9	298.3

**Tabela 14. Stope mortaliteta od raka na 100.000 stanovnika prema vodećim lokalizacijama i okruzima, žene, centralna Srbija, 2010. godina**

*Table 14. Cancer mortality rates per 100.000 population by leading primary sites, females, regions in Central Serbia, 2010*

Primarne lokalizacije (10-MKB) <i>Primary sites (ICD-10)</i>	O k r u g ( R e g i o n )																		
	centralna Srbija	Grad Beograd	Kolubarski	Mačvanski	Raški	Moravički	Zlatiborski	Rasinski	Šumadijski	Pomoravski	Bраниčevski	Podunavski	Zaječarski	Borski	Nišavski	Pčinjski	Jablanički	Toplički	Pirotski
Dojka (C50) <i>Breast</i>	43.7	49.5	48.7	43.2	43.4	31.3	30.9	46.1	42.1	38.0	50.6	45.9	50.8	48.0	41.7	21.2	47.2	32.4	40.7
Pluća i bronh (C34) <i>Lung and bronchus</i>	32.7	44.2	36.5	27.1	17.8	26.7	25.6	19.4	30.5	44.3	36.1	46.9	17.5	31.5	25.9	21.2	14.3	21.6	23.6
Kolon i rektum (C18-C20) <i>Colon and rectum</i>	25.9	30.1	13.3	21.9	16.5	13.8	24.9	32.4	29.8	31.6	24.8	24.4	33.3	27.0	29.1	22.0	16.9	19.4	25.7
Pankreas (C25) <i>Pancreas</i>	13.8	16.6	15.5	10.3	11.8	8.3	0.7	13.8	17.0	12.7	10.3	7.8	12.7	7.5	18.5	6.2	17.8	8.6	15.0
Grlić materice (C53) <i>Cervix uteri</i>	13.4	13.6	19.9	10.3	14.5	19.3	10.1	4.9	13.6	17.2	12.4	19.5	15.9	22.5	11.6	13.2	11.6	6.5	4.3
Ovarijum (C56) <i>Ovary</i>	10.8	12.1	8.9	8.4	11.2	10.1	6.1	13.8	13.6	11.8	7.2	9.8	19.0	9.0	11.6	5.3	10.7	6.5	10.7
Želudac (C16) <i>Stomach</i>	10.2	8.5	11.1	15.5	3.9	6.4	13.4	10.5	10.2	7.2	15.5	10.7	9.5	9.0	14.3	11.5	13.4	10.8	8.6
Mozak (C71) <i>Brain</i>	8.1	9.8	3.3	5.8	9.9	7.4	6.1	8.9	6.8	15.4	11.3	5.9	9.5	4.5	5.8	3.5	8.0	4.3	8.6
Leukemije (C91-C95) <i>Leukaemias</i>	6.9	8.0	6.6	2.6	5.9	8.3	5.4	4.9	6.8	7.2	9.3	7.8	6.3	4.5	7.4	2.6	10.7	2.2	12.9
Jetra (C22) <i>Liver</i>	6.5	4.0	3.3	11.0	7.2	14.7	6.1	7.3	2.7	8.1	4.1	4.9	15.9	9.0	9.5	6.2	7.1	8.6	8.6
Materica, telo (C54) <i>Corpus uteri</i>	5.7	6.6	5.5	3.2	4.6	6.4	6.1	3.2	4.1	4.5	7.2	3.9	9.5	7.5	6.9	3.5	8.0	2.2	4.3
Mokraćna bešika (C67) <i>Bladder</i>	4.1	5.2	8.9	3.2	2.0	2.8	1.3	3.2	3.4	5.4	4.1	8.8	7.9	3.0	2.1	2.6	0.9	2.2	6.4
Druge lokalizacije <i>Other sites</i>	53.5	60.5	69.7	54.8	34.2	50.5	60.6	59.1	53.6	43.4	58.8	44.9	82.5	34.5	62.9	32.7	39.2	30.2	42.9
Sve lokalizacije (C00-C97) <i>All sites</i>	235.3	268.8	251.1	217.1	183.0	206.0	197.0	227.5	234.0	246.8	251.7	241.1	290.3	217.5	247.3	151.7	205.7	155.4	212.3
Sve lokalizacije bez kože (C44) <i>All sites but skin (C44)</i>	233.3	267.5	250.0	213.9	183.0	203.2	195.7	221.8	232.7	245.0	248.6	239.2	287.2	216.0	243.1	149.9	204.0	155.4	208.0

**Tabela 15. Standardizovane stope mortaliteta od raka na 100.000 stanovnika prema vodećim lokalizacijama i okruzima, muškarci centralna Srbija, 2010. godina**

*Table 15. Standardized cancer mortality rates per 100.000 population by leading primary sites, males, regions in Central Serbia, 2010*

Primarne lokalizacije (10-MKB) <i>Primary sites (ICD-10)</i>	O k r u g ( R e g i o n )																		
	centralna Srbija	Grad Beograd	Kolubarski	Mačvanski	Raški	Moravički	Zlatiborski	Rasinski	Šumadijski	Pomoravski	Braničevski	Podunavski	Zajčarski	Borski	Nišavski	Pčinjski	Jablanički	Toplički	Pirotski
Pluća i bronh (C34) <i>Lung and bronchus</i>	54.5	62.5	52.8	62.0	50.4	48.2	43.1	46.6	52.1	63.0	61.9	59.8	50.2	57.2	48.1	54.3	44.7	43.1	31.7
Kolon i rektum (C18-C20) <i>Colon and rectum</i>	20.1	22.3	16.4	19.2	18.5	18.6	20.9	18.6	20.5	21.2	24.8	26.1	22.1	20.2	18.5	11.1	19.9	11.2	14.2
Prostata (C61) <i>Prostate</i>	12.1	13.0	8.9	17.5	13.8	12.4	9.5	11.7	12.3	8.3	18.1	14.9	9.2	13.9	6.1	10.6	14.9	5.8	12.6
Želudac (C16) <i>Stomach</i>	10.0	9.8	11.7	9.7	14.8	8.4	8.4	8.6	7.3	7.9	9.0	8.8	7.4	10.1	10.1	12.4	15.3	12.4	10.1
Pankreas (C25) <i>Pancreas</i>	8.5	9.5	8.6	9.8	9.9	9.1	6.9	7.0	8.4	8.0	5.1	6.9	9.1	9.2	8.7	5.7	10.1	3.7	5.5
Mokraćna bešika (C67) <i>Bladder</i>	5.4	7.1	5.1	4.5	6.9	6.4	4.4	4.2	5.5	6.0	4.1	6.7	3.6	5.8	3.1	7.4	3.4	0.0	4.9
Jetra (C22) <i>Liver</i>	5.4	4.6	5.0	9.5	5.4	3.9	5.4	5.5	3.7	4.9	4.1	8.0	6.3	6.0	6.1	6.6	6.0	4.7	7.7
Mozak (C71) <i>Brain</i>	6.5	6.6	9.2	4.4	8.6	8.0	6.5	9.5	4.7	5.3	4.6	4.8	1.3	5.9	4.3	11.1	5.9	6.5	12.4
Larinks (C32) <i>Larynx</i>	5.0	5.2	5.2	2.5	3.5	3.7	4.1	5.3	6.0	6.8	4.7	9.7	3.5	6.9	3.4	9.0	5.9	4.7	0.7
Leukemije (C91-C95) <i>Leukaemias</i>	5.2	5.5	3.0	6.4	6.1	7.9	7.9	4.0	5.0	6.3	5.5	2.2	1.9	3.7	5.2	1.3	5.7	5.8	3.0
Bubreg (C64) <i>Kidney, except renal pelvis</i>	3.5	4.4	2.9	2.7	4.4	3.2	2.4	3.0	3.8	1.6	3.3	4.9	2.4	2.2	2.3	3.6	3.0	4.6	1.7
Jednjak (C15) <i>Oesophagus</i>	3.5	3.5	3.8	4.9	4.4	4.0	2.4	4.8	2.4	3.7	4.5	3.4	3.4	2.2	2.7	1.1	4.5	1.8	1.9
Druge lokalizacije <i>Other sites</i>	30.8	36.4	37.6	24.5	30.7	20.7	27.0	31.9	32.9	22.8	28.0	33.5	40.1	22.1	34.1	19.0	28.2	30.2	20.1
Sve lokalizacije (C00-C97) <i>All sites</i>	170.4	190.3	170.2	177.5	177.5	154.5	148.9	160.6	164.5	165.8	177.9	189.5	160.5	165.4	152.7	153.2	167.4	134.5	126.6
Sve lokalizacije bez kože (C44) <i>All sites but skin (C44)</i>	169.3	189.2	169.0	177.0	176.1	154.1	148.0	158.7	163.5	164.3	177.3	189.5	160.2	163.2	149.9	152.7	167.0	133.9	124.6

**Tabela 16. Standardizovane stope mortaliteta od raka na 100.000 stanovnika prema vodećim lokalizacijama i okruzima, žene, centralna Srbija, 2010. godina**

*Table 16. Standardized cancer mortality rates per 100.000 population by leading primary sites, females, regions in Central Serbia, 2010*

Primarne lokalizacije (10-MKB) <i>Primary sites (ICD-10)</i>	O k r u g ( R e g i o n )																		
	centralna Srbija	Grad Beograd	Kolubarski	Mačvanski	Raški	Moravički	Zlatiborski	Rasinski	Šumadijski	Pomoravski	Braničevski	Podunavski	Zajčarski	Borski	Nišavski	Pčinjski	Jablanički	Toplički	Pirotski
Dojka (C50) <i>Breast</i>	21.4	24.1	22.5	22.5	25.6	15.2	16.3	19.1	21.7	16.5	24.3	23.6	25.2	21.5	20.6	13.4	23.9	13.2	16.9
Pluća i bronh (C34) <i>Lung and bronchus</i>	15.9	21.7	17.2	14.6	10.8	12.2	10.9	9.6	15.2	20.4	17.8	21.8	6.7	16.4	12.0	12.7	7.6	9.1	8.1
Kolon i rektum (C18-C20) <i>Colon and rectum</i>	10.5	12.4	5.1	8.7	8.4	5.5	10.3	12.7	11.9	11.5	8.6	12.4	11.8	9.2	10.3	9.9	8.6	7.6	8.3
Pankreas (C25) <i>Pancreas</i>	5.7	7.3	6.4	4.3	5.3	3.0	0.2	5.1	7.2	5.7	2.5	2.8	4.2	2.4	6.8	3.3	6.7	5.0	6.0
Grič materice (C53) <i>Cervix uteri</i>	7.5	7.5	10.5	6.4	9.9	10.1	6.4	2.3	7.5	10.4	4.8	11.7	5.3	13.4	5.9	9.1	5.8	5.7	2.7
Ovarijum (C56) <i>Ovary</i>	5.4	6.0	3.1	2.8	6.5	5.6	2.8	8.3	6.2	4.8	2.4	5.6	8.3	4.0	5.7	4.1	6.2	3.8	4.1
Želudac (C16) <i>Stomach</i>	4.3	3.9	5.6	6.4	1.8	2.1	5.7	4.1	5.6	2.2	5.7	4.9	3.3	3.5	5.4	4.8	4.9	5.3	2.1
Mozak (C71) <i>Brain</i>	4.5	5.1	1.9	3.1	5.1	3.3	5.1	5.3	4.3	8.7	6.4	2.5	6.9	3.1	2.1	2.4	6.0	1.7	5.3
Leukemije (C91-C95) <i>Leukaemias</i>	3.4	3.8	2.5	1.2	4.9	4.4	1.9	1.6	3.9	3.3	3.9	3.3	5.2	1.9	3.5	2.5	4.5	4.1	3.8
Jetra (C22) <i>Liver</i>	2.5	1.6	1.1	4.8	3.4	5.9	2.1	2.0	1.3	2.1	1.6	1.5	6.3	3.2	3.7	2.4	3.4	3.1	2.6
Materica, telo (C54) <i>Corpus uteri</i>	2.5	2.7	2.6	1.1	3.1	2.6	2.4	1.1	1.9	1.2	2.5	2.1	3.7	4.3	3.2	2.1	2.9	0.7	2.6
Mokraćna bešika (C67) <i>Bladder</i>	1.5	2.1	2.4	1.4	0.9	0.9	0.6	0.7	1.5	1.4	1.3	3.9	2.4	0.6	0.9	1.3	0.2	0.4	1.4
Druge lokalizacije <i>Other sites</i>	23.7	27.9	27.0	23.1	20.4	22.0	28.6	21.6	24.4	15.9	24.9	20.3	26.4	13.7	29.1	19.1	15.7	15.1	14.4
Sve lokalizacije (C00-C97) <i>All sites</i>	108.8	126.1	107.8	100.4	105.9	92.7	93.2	93.5	112.6	104.2	106.8	116.3	115.5	97.3	109.3	87.2	96.4	74.7	78.4
Sve lokalizacije bez kože (C44) <i>All sites but skin (C44)</i>	108.2	125.7	107.1	99.4	105.9	91.9	92.9	92.2	112.0	103.9	106.1	115.3	115.1	97.0	108.0	86.1	96.0	74.7	77.7

Tabela 17. Ukupan broj novoobolelih i broj novoobolelih od raka sa procentom registrovanih samo na osnovu prijave smrti, prema primarnoj lokalizaciji i polu, centralna Srbija, 2010. godina

Table 17. Total number of new cancer cases and number and percentage of cases registered from death certificates only, by primary site and sex, Central Serbia, 2010

MKB-10 (ICD-10) Sifra (Code) Ukupno (All)	Primarna lokalizacija site	Primary	POL SEX M (Male) Z (Female)	Ukupno (All) 13625 12531	Broj registrovanih samo na osnovu prijave smrti Number of cases registered from death certificates only	%
					420 355	3.1% 2.8%
C00	Usna Lip		M Z	72 17	2 0	2.8% 0.0%
C01	Jezik, koren Base of tongue		M Z	28 5	1 0	3.6% 0.0%
C02	Jezik, drugi delovi Tongue, other & unspecified parts		M Z	46 11	2 2	4.3% 18.2%
C03	Desni Gum		M Z	10 4	0 0	0.0% 0.0%
C04	Pod usta Floor of mouth		M Z	34 18	1 0	2.9% 0.0%
C05	Nepce Palate		M Z	10 4	0 0	0.0% 0.0%
C06	Usta, drugi delovi Mouth, other & unspecified parts		M Z	7 13	0 1	0.0% 7.7%
C07	Parotidna žlezda Parotid gland		M Z	22 10	1 2	4.5% 20.0%
C08	Pljučna žlezda Other & unspec. major salivary gl.		M Z	9 3	0 0	0.0% 0.0%
C09	Krajnik Tonsil		M Z	30 3	1 0	3.3% 0.0%
C10	Orofarings Oropharynx		M Z	39 10	2 1	5.1% 10.0%
C11	Nasofarings Nasopharynx		M Z	37 11	2 1	5.4% 9.1%
C12	Piriformni sinus Pyriform sinus		M Z	3 1	0 0	0.0% 0.0%
C13	Hipofarings Hypopharynx		M Z	70 16	1 0	1.4% 0.0%
C14	Usne, usta, zdrelo, drugi delovi Other and ill def. sites in the lip, oral cavity & pharynx		M Z	13 1	1 0	7.7% 0.0%
C15	Jednjak Oesophagus		M Z	157 46	8 2	5.1% 4.3%
C16	Želudac Stomach		M Z	567 304	29 20	5.1% 6.6%
C17	Tanko crevo Small intestine		M Z	30 18	0 2	0.0% 11.1%
C18	Debelo crevo Colon		M Z	916 684	22 25	2.4% 3.7%
C19	Rektosigmoidni prelaz Rectosigmoid junction		M Z	137 97	4 3	2.9% 3.1%
C20	Rektum Rectum		M Z	890 561	21 17	2.4% 3.0%
C21	Anus i analni kanal Anus & anal canal		M Z	15 13	0 2	0.0% 15.4%
C22	Jetra, žučni kanali Liver & intrahepatic bile ducts		M Z	260 181	23 14	8.8% 7.7%
C23	Žučna kesha Gallbladder		M Z	34 75	0 8	0.0% 10.7%
C24	Žučni kanali, drugi delovi Biliary tract, other & unspec. parts		M Z	24 27	3 1	12.5% 3.7%
C25	Pankreas Pancreas		M Z	312 270	18 13	5.8% 4.8%
C26	Organi za varenje, nedovoljno određene lokalizacije Other & ill-defined digestive organs		M Z	13 25	0 1	0.0% 4.0%
C30	Nosna šupljina i srednje uvo Nasal cavity & middle ear		M Z	10 10	0 0	0.0% 0.0%
C31	Nosni sinusi Accessory sinuses		M Z	13 5	2 0	15.4% 0.0%
C32	Larings Larynx		M Z	505 87	14 1	2.8% 1.1%
C33	Traheja Trachea		M Z	6 4	0 0	0.0% 0.0%
C34	Bronh i pluća Bronchus & lung		M Z	2971 994	125 49	4.2% 4.9%
C37	Timus Thymus		M Z	3 3	0 0	0.0% 0.0%
C38	Srce, mediastinum, pleura Heart, mediastinum & pleura		M Z	32 17	3 0	9.4% 0.0%
C39	Toraks, druge lokalizacije Other & ill-def. in the res.sys.		M Z	2 3	0 0	0.0% 0.0%
C40	Kosti i zglobne hrskavice udova Bone & articular cartilage of limbs		M Z	25 20	0 1	0.0% 5.0%
C41	Kosti i zglobne hrskavice, druge lokalizacije Bone & articular cartilage of other		M Z	28 32	0 1	0.0% 3.1%
C43	Koža, maligni melanom Malignant melanoma of skin		M Z	233 210	0 0	0.0% 0.0%
C44	Koža, drugi maligni tumori Skin, other malignomas		M Z	1569 1531	1 3	0.1% 0.2%
C45	Mezoteliom Mesothelioma		M Z	4 4	0 0	0.0% 0.0%
C46	Kaposijev sarkom Kaposi's sarcoma		M Z	6 9	0 0	0.0% 0.0%
C47	Periferni nervi i autonomni nervni sistem Peripheral nerves & auton. nerv. sys.		M Z	4 6	0 0	0.0% 0.0%
C48	Peritoneum i retroperitoneum Retroperitoneum & peritoneum		M Z	12 31	0 0	0.0% 0.0%
C49	Vezivna i meka tkiva, drugi Other connective and soft tissue		M Z	58 52	1 3	1.7% 5.8%
C50	Dojka Breast		M Z	71 3154	1 76	1.4% 2.4%

Tabela 17.1 Ukupan broj novoobolelih i broj novoobolelih od raka sa procentom registrovanih samo na osnovu prijave smrti, prema primarnoj lokalizaciji i polu, centralna Srbija, 2010. godina (nastavak)

Table 17.1 Total number of new cancer cases and number and percentage of cases registered from death certificates only, by primary site and sex, Central Serbia, 2010 (continued)

MKB-10 (ICD-10) Šifra (Code) Ukupno (All)	Primarna lokalizacija site	POL SEX M (Male) Ž (Female)	Ukupno (All) 13625 12531	Broj registrovanih samo na osnovu prijave smrti Number of cases registered from death certificates only		%
				420	355	
C51	Vulva <i>Vulva</i>	Ž	65	2		3.1%
C52	Vagina <i>Vagina</i>	Ž	20	0		0.0%
C53	Grlić materice <i>Cervix uteri</i>	Ž	993	15		1.5%
C54	Materica, telo <i>Corpus uteri</i>	Ž	715	15		2.1%
C55	Materica, neoznačeni deo <i>Uterus, unspecified part</i>	Ž	23	4		17.4%
C56	Jajnik <i>Ovary</i>	Ž	464	12		2.6%
C57	Ženski genitalni organi, drugi neoznačeni organi <i>Other &amp; unspec. parts of fem. gen.org.</i>	Ž	23	1		4.3%
C58	Placenta <i>Placenta</i>	Ž	0	0		0.0%
C60	Penis <i>Penis</i>	M	32	1		3.1%
C61	Prostata <i>Prostate</i>	M	1623	34		2.1%
C62	Testis <i>Testis</i>	M	150	3		2.0%
C63	Muški genitalni organi, drugi neoznačeni organi <i>Other &amp; unspec. male genital organs</i>	M	3	0		0.0%
C64	Bubreg <i>Kidney, except renal pelvis</i>	M Ž	293 163	5 4		1.7% 2.5%
C65	Bubrežna karlica <i>Renal pelvis</i>	M Ž	19 19	1 1		5.3% 5.3%
C66	Ureter <i>Ureter</i>	M Ž	19 12	0 0		0.0% 0.0%
C67	Mokraćna bešika <i>Bladder</i>	M Ž	767 254	13 5		1.7% 2.0%
C68	Urinarni organi, drugi neoznačeni organi <i>Other &amp; unspecified urinary organs</i>	M Ž	7 2	0 0		0.0% 0.0%
C69	Oko, pripojl oka <i>Eye and adnexa</i>	M Ž	17 25	1 0		5.9% 0.0%
C70	Moždanice <i>Meninges</i>	M Ž	10 24	3 1		30.0% 4.2%
C71	Mozak <i>Brain</i>	M Ž	306 228	31 20		10.1% 8.8%
C72	Centralni nervni sistem, drugi delovi <i>Spinal cord, cran. nerv. &amp; oth. parts of CNS</i>	M Ž	4 7	2 0		50.0% 0.0%
C73	Štitasta žlezda <i>Thyroid gland</i>	M Ž	58 161	0 3		0.0% 1.9%
C74	Nadbubrežna žlezda <i>Adrenal gland</i>	M Ž	13 9	0 1		0.0% 11.1%
C75	Endokrine žlezde, druge <i>Other endocrine glands &amp; related structures</i>	M Ž	7 9	0 0		0.0% 0.0%
C76	Ostale lokalizacije <i>Other &amp; ill defined sites</i>	M Ž	43 45	3 2		7.0% 4.4%
C77-C80	Sekundarne lokalizacije, bez označene lokalizacije <i>Unspec. mal. neo. of lymph nod. &amp; without of spec. of site</i>	M Ž	327 261	12 13		3.7% 5.0%
C81	Hodgkinova bolest <i>Hodgkin's disease</i>	M Ž	56 50	1 0		1.8% 0.0%
C82	Folikularni ne-Hodgkinov limfom <i>Follicular non-Hodgkin's lymphoma</i>	M Ž	25 21	2 2		8.0% 9.5%
C83	Difuzni ne-Hodgkinov limfom <i>Diffuse non-Hodgkin's lymphoma</i>	M Ž	77 59	0 0		0.0% 0.0%
C84	Periferni i kožni limfom T-ćelija <i>Peripheral &amp; cutaneous T-cell lymphomas</i>	M Ž	6 4	0 0		0.0% 0.0%
C85	Ne-Hodgkinovi limfomi, drugi <i>Other &amp; unspecified types of non-Hodgkin's lymphoma</i>	M Ž	86 68	0 1		0.0% 1.5%
C88	Zloćudne imunoproliferativne bolesti <i>Malignant immunoproliferative diseases</i>	M Ž	4 4	0 0		0.0% 0.0%
C90	Multipli mijelom i drugi zloćudni tumori plazma ćelija <i>Multiple myeloma and malignant plasma cell neoplasms</i>	M Ž	7 53	2 2		2.7% 3.8%
C91	Limfoidna leukemija <i>Lymphoblastic, lymphoid leukaemia</i>	M Ž	149 67	1 3		0.7% 4.5%
C92	Mijeloidna leukemija <i>Myeloid leukaemia</i>	M Ž	92 63	7 1		7.6% 1.6%
C93	Monocitna leukemija <i>Monocytic leukaemia</i>	M Ž	6 6	0 0		0.0% 0.0%
C94	Leukemije, druge <i>Other leukaemias of specified cells</i>	M Ž	3 0	0 0		0.0% 0.0%
C95	Leukemije, neoznačene <i>Leukaemia, unspecified cell type</i>	M Ž	10 12	4 3		40.0% 25.0%
C96	Drugi zloćudni tumori hematopoeznog sistema <i>Oth. &amp; unspec. mal. neo. of lymph., haematopoietic &amp; related tissue</i>	M Ž	3 2	0 0		0.0% 0.0%
C00-C96 (C44)	Sve lokalizacije, bez kože <i>All sites but skin</i>	M Ž	12056 11000	420 355		3.5% 3.2%





Tabela 18.1 Broj novoobolelih slučajeva od raka, prema primarnoj lokalizaciji (MKB-10), uzrastu i polu, centralna Srbija, 2010. godina (nastavak)

Table 18.1 Number of new cancer cases by primary site (ICD-10), age and sex, Central Serbia, 2010 (continued)

MKB-10 (ICD-10)	Primarna lokalizacija Primary site	POL SEX	Ukupno (All)	0-4	5-9	10-14	15-19	20-24	25-29	30-34	35-39	40-44	45-49	50-54	55-59	60-64	65-69	70-74	75+	%
Šifra (Code)	Primarna lokalizacija	M (Male)	13625	27	16	20	36	48	71	107	174	232	546	1017	1818	2074	1907	2242	3290	100.0%
Ukupno (All)		Ž (Female)	12531	16	10	15	21	43	103	216	325	532	824	1120	1702	1733	1623	1676	2672	
C51	Vulva Vulva	Ž	65	0	0	0	0	0	0	0	0	1	1	2	6	6	8	18	23	0.5%
C52	Vagina Vagina	Ž	20	0	0	0	0	0	0	0	0	0	0	1	2	4	2	2	9	0.2%
C53	Grlić materice Cervix uteri	Ž	993	0	0	0	0	1	22	40	84	95	105	106	155	131	81	78	95	7.9%
C54	Materica, telo Corpus uteri	Ž	715	0	0	0	0	1	1	6	5	16	48	81	132	130	92	90	113	5.7%
C55	Materica, neoznačeni deo Uterus, unspecified part	Ž	23	0	0	0	0	0	0	1	0	0	1	2	1	4	2	4	8	0.2%
C56	Jajnik Ovary	Ž	464	0	0	1	4	4	11	12	17	29	42	47	76	72	45	35	69	3.7%
C57	Ženski genitalni organi, drugi neoznačeni organi Other & unspec. parts of fem. gen. org.	Ž	23	0	0	0	0	1	0	1	0	0	3	0	3	4	2	4	5	0.2%
C58	Placenta Placenta	Ž	0	0	0	0	0	0	0	0	0	0	0	0	0	0	0	0	0	0.0%
C60	Penis Penis	M	32	0	0	0	0	0	0	0	1	0	1	7	3	3	4	4	9	0.2%
C61	Prostata Prostate	M	1623	0	0	0	0	0	0	2	1	2	3	32	81	154	262	409	677	11.9%
C62	Testis Testis	M	150	0	0	0	5	11	24	33	25	9	13	7	7	6	4	3	3	1.1%
C63	Muški genitalni organi, drugi neoznačeni organi Other & unspec. male genital organs	M	3	0	0	0	0	1	0	0	0	0	0	0	0	0	0	1	1	0.0%
C64	Bubreg Kidney, except renal pelvis	M Ž	293 163	4 0	0 0	0 0	1 2	1 0	1 3	1 5	6 6	5 7	17 13	29 17	37 26	54 24	36 37	48 37	53 37	2.2% 1.3%
C65	Bubrežna karlica Renal pelvis	M Ž	19 19	0 0	0 1	0 0	0 0	0 0	0 0	0 0	1 0	0 0	2 0	2 2	3 2	2 4	5 6	5 6	5 6	0.1% 0.2%
C66	Ureter Ureter	M Ž	19 12	0 0	0 0	0 0	0 0	0 0	0 0	0 0	2 0	0 0	0 0	0 0	5 0	5 1	1 3	6 6	6 1	0.1% 0.1%
C67	Mokraćna bešika Bladder	M Ž	767 254	0 0	0 0	0 0	0 0	1 0	3 1	9 5	8 9	20 15	43 23	93 43	119 28	100 29	141 33	230 82	337 209	5.6% 2.0%
C68	Urinarni organi, drugi neoznačeni organi Other & unspecified urinary organs	M Ž	7 2	0 0	0 0	0 0	0 0	0 0	0 0	0 0	0 0	0 0	1 0	0 0	1 0	3 0	0 0	2 0	2 0	0.1% 0.0%
C69	Oko, pripojni oka Eye and adnexa	M Ž	17 25	2 2	0 0	0 0	0 0	0 0	0 2	1 1	2 2	1 1	2 4	4 1	4 2	3 2	5 5	3 2	5 5	0.1% 0.2%
C70	Moždance Meninges	M Ž	10 24	0 0	0 0	0 0	0 2	1 1	0 0	0 0	1 0	0 0	1 1	2 7	1 4	0 2	1 1	3 3	3 2	0.1% 0.2%
C71	Mozak Brain	M Ž	306 228	3 1	3 0	3 3	5 3	2 4	5 10	9 8	10 12	10 23	34 16	41 28	39 36	39 33	37 26	45 37	37 82	2.2% 1.8%
C72	Centralni nervni sistem, drugi delovi Spinal cord, cran. nerv. & oth. parts of CNS	M Ž	4 7	0 0	0 0	0 0	1 0	0 0	0 1	0 0	0 1	0 1	1 1	0 1	0 1	0 1	0 1	1 1	1 0	0.0% 0.1%
C73	Štitasta žlezda Thyroid gland	M Ž	58 161	0 0	0 0	0 1	5 8	4 6	3 11	6 14	3 6	6 14	5 21	11 24	16 16	8 17	12 12	5 15	5 12	0.4% 1.3%
C74	Nadbubrežna žlezda Adrenal gland	M Ž	13 9	1 0	0 0	0 0	0 0	0 0	0 0	0 0	0 0	1 0	1 2	2 2	2 1	2 1	2 1	2 2	0 0	0.1% 0.1%
C75	Endokrine žlezde, druge Other endocrine glands & related structures	M Ž	7 9	0 0	0 0	1 0	1 0	0 0	1 0	0 0	0 0	0 0	1 1	2 2	0 2	1 2	1 1	2 1	1 1	0.1% 0.1%
C76	Ostale lokalizacije Other & ill defined sites	M Ž	43 45	0 0	0 0	0 0	0 0	0 0	1 0	1 1	1 1	1 3	4 8	5 6	8 5	8 6	4 4	13 13	6 13	0.3% 0.4%
C77-C80	Sekundarne lokalizacije, bez označene lokalizacije Unspec. mal. neo. of lymph. nod. & without of spec. of site	M Ž	327 261	2 2	3 0	1 1	4 2	2 0	5 3	3 2	4 3	6 7	12 10	34 15	52 26	46 29	41 43	39 36	73 82	2.4% 2.1%
C81	Hodgkinova bolest Hodgkin's disease	M Ž	56 50	0 0	0 0	1 1	4 11	3 5	2 4	2 1	3 1	5 2	5 9	9 2	6 6	5 6	6 5	6 5	3 1	0.4% 0.4%
C82	Folikularni ne-Hodgkinov limfom Follicular non-Hodgkin's lymphoma	M Ž	25 21	0 0	0 0	0 0	0 0	0 0	1 0	2 1	2 2	2 1	2 2	2 3	3 5	3 5	5 4	5 4	5 4	0.2% 0.2%
C83	Difuzni ne-Hodgkinov limfom Diffuse non-Hodgkin's lymphoma	M Ž	77 59	0 0	1 0	2 0	2 2	3 0	0 2	1 2	1 2	1 1	7 3	9 9	11 8	7 7	9 7	14 16	14 16	0.6% 0.5%
C84	Periferni i kožni limfom T-ćelija Peripheral & cutaneous T-cell lymphomas	M Ž	6 4	0 0	0 1	0 0	0 0	0 0	1 0	0 0	0 0	1 0	1 0	0 2	0 0	0 0	2 0	0 1	0 0	0.0% 0.0%
C85	Ne-Hodgkinovi limfomi, drugi Other & unspecified types of non-Hodgkin's lymphoma	M Ž	86 68	0 0	2 1	2 0	2 2	2 1	1 3	4 1	2 3	6 3	5 7	9 9	15 7	8 14	11 4	16 13	16 13	0.6% 0.5%
C88	Zloćudne imunoproliferativne bolesti Malignant immunoproliferative diseases	M Ž	4 4	0 0	0 0	0 0	0 0	0 1	0 0	0 0	0 0	0 0	0 1	0 0	1 0	0 0	1 0	0 0	1 0	0.0% 0.0%
C90	Multipli mijelom i drugi zloćudni tumori plazma ćelija Multiple myeloma and malignant plasma cell neoplasms	M Ž	73 53	0 0	0 0	0 0	0 0	0 0	1 0	1 0	0 0	4 0	3 5	9 6	13 5	10 12	23 9	9 14	9 14	0.5% 0.4%
C91	Limfoidna leukemija Lymphoblastic, lymphoid leukaemia	M Ž	149 67	12 6	5 3	3 0	1 1	1 0	1 1	1 0	1 2	6 1	9 6	6 3	17 12	15 4	13 11	19 11	39 16	1.1% 0.5%
C92	Mijeloidna leukemija Myeloid leukaemia	M Ž	92 63	0 0	1 1	0 1	0 1	0 0	2 4	2 2	4 4	4 4	2 4	11 10	16 6	14 4	12 11	24 13	24 13	0.7% 0.5%
C93	Monocitna leukemija Monocytic leukaemia	M Ž	6 6	0 0	0 0	0 0	0 0	0 0	1 0	0 0	0 0	1 1	0 1	2 0	1 0	1 2	1 1	0 0	1 0	0.0% 0.0%
C94	Leukemije, druge Other leukaemias of specified cells	M Ž	3 0	0 0	0 0	1 0	0 0	0 0	0 0	0 0	0 0	0 0	0 0	0 0	0 0	0 0	0 0	0 0	2 0	0.0% 0.0%
C95	Leukemije, neoznačene Leukaemia, unspecified cell type	M Ž	10 12	0 1	0 1	0 0	0 1	0 0	0 1	0 0	0 2	0 1	0 0	1 0	0 0	4 1	2 0	1 0	2 4	0.1% 0.1%
C96	Drugi zloćudni tumori hematopoeznog sistema Oth. & unspec. mal. neo. of lymph., haematopoietic & related tissue	M Ž	3 2	0 0	0 0	0 0	0 0	0 0	0 0	0 0	0 1	0 0	0 0	0 0	1 0	1 0	1 0	0 0	1 0	0.0% 0.0%
C00-C96 (C44)	Sve lokalizacije, bez kože All sites but skin	M Ž	12056 11000	27 16	16 10	20 15	36 21	45 40	68 95	103 191	143 310	204 503	497 780	948 1056	1666 1561	1885 1555	1686 1304	1958 1416	2754 2127	88.5% 87.8%



Tabela 19.1 Incidencija od raka na 100.000 stanovnika prema primarnoj lokalizaciji (MKB010), uzrastu i polu, centralna Srbija, 2010. godina (nastavak)

Table 19.1 Cancer incidence rates per 100.000 population by primary site (ICD010), age and sex, Central Serbia, 2010 (continued)

MKB-10 (ICD-10) Šifra (Code)	Primarna lokalizacija Primary site	POL SEX	Sirovi mort. CR	U Z R A S T (A g e)																Stand. mort. ASR
				0-4	5-9	10-14	15-19	20-24	25-29	30-34	35-39	40-44	45-49	50-54	55-59	60-64	65-69	70-74	75+	
Ukupno (All)		Ž (Female)	457.3	13.0	7.3	11.3	14.1	26.0	56.1	114.9	178.9	304.2	454.7	570.0	771.6	962.8	1137.0	1149.0	1078.9	250.9
C51	Vulva Vulva	Ž	2.4	0.0	0.0	0.0	0.0	0.0	0.0	0.0	0.0	0.6	0.6	1.0	2.7	3.3	6.0	12.3	9.3	1.0
C52	Vagina Vagina	Ž	0.7	0.0	0.0	0.0	0.0	0.0	0.0	0.0	0.0	0.0	0.0	0.5	0.9	2.2	1.5	1.4	3.6	0.3
C53	Grič materice Cervix uteri	Ž	26.1	0.0	0.0	0.0	0.6	0.5	3.2	2.8	9.1	26.5	41.2	59.8	72.2	68.7	61.7	45.6	14.1	
C54	Materica, telo Corpus uteri	Ž	26.1	0.0	0.0	0.0	0.6	0.5	3.2	2.8	9.1	26.5	41.2	59.8	72.2	68.7	61.7	45.6	14.1	
C55	Materica, neoznačeni deo Uterus, unspecified part	Ž	0.8	0.0	0.0	0.0	0.0	0.0	0.5	0.0	0.0	0.6	1.0	0.5	2.2	1.5	2.7	3.2	0.4	
C56	Jajnik Ovary	Ž	16.9	0.0	0.0	0.8	2.7	2.4	6.0	6.4	9.4	16.6	23.2	23.9	34.5	40.0	33.6	24.0	27.9	10.5
C57	Ženski genitalni organi, drugi neoznačeni organi Other & unspec.parts of fem.gen.org.	Ž	0.8	0.0	0.0	0.0	0.6	0.0	0.5	0.0	0.0	1.7	0.0	1.4	2.2	1.5	2.7	2.0	0.5	
C58	Placenta Placenta	Ž	0.0	0.0	0.0	0.0	0.0	0.0	0.0	0.0	0.0	0.0	0.0	0.0	0.0	0.0	0.0	0.0	0.0	0.0
C60	Penis Penis	M	1.2	0.0	0.0	0.0	0.0	0.0	0.0	0.6	0.0	0.6	3.8	1.4	1.9	3.6	3.5	5.3	0.7	
C61	Prostata Prostate	M	62.6	0.0	0.0	0.0	0.0	0.0	1.1	0.6	1.2	1.7	17.2	39.0	96.2	235.1	358.0	398.0	28.7	
C62	Testis Testis	M	5.8	0.0	0.0	3.2	6.4	12.8	17.4	13.9	5.3	7.5	3.8	3.4	3.7	3.6	2.6	1.8	5.1	
C63	Muški genitalni organi, drugi neoznačeni organi Other & unspec.male genital organs	M	0.1	0.0	0.0	0.0	0.6	0.0	0.0	0.0	0.0	0.0	0.0	0.0	0.0	0.0	0.9	0.6	0.1	
C64	Bubreg Kidney, except renal pelvis	M	11.3	0.0	0.0	0.0	0.0	0.0	0.0	0.0	0.6	0.6	1.1	2.9	3.7	7.2	15.8	13.5	1.2	
C65	Bubrežna karlica Renal pelvis	Ž	5.9	0.0	0.0	1.3	0.0	0.0	1.6	2.8	3.4	3.9	6.6	7.7	12.8	19.4	16.5	14.9	3.2	
C66	Ureter Ureter	Ž	0.7	0.0	0.0	0.8	0.0	0.0	0.0	0.0	0.0	0.0	1.0	0.9	1.1	1.5	2.7	2.4	0.3	
C67	Mokraćna bešika Bladder	M	29.6	0.0	0.0	0.0	0.0	0.5	1.6	5.0	4.7	11.5	23.1	44.8	74.3	89.7	123.4	135.2	15.2	
C68	Urinarni organi, drugi neoznačeni organi Other & unspecified urinary organs	M	0.3	0.0	0.0	0.0	0.0	0.0	0.0	0.0	0.0	0.5	0.0	0.6	2.7	0.0	1.2	0.2		
C69	Oko, pripoji oka Eye and adnexa	M	0.7	1.5	0.0	0.0	0.0	0.0	0.0	0.0	0.6	0.6	1.1	1.9	0.6	0.0	2.6	1.8	0.5	
C70	Moždance Meninges	M	0.4	0.0	0.0	0.0	0.0	0.0	0.0	0.0	0.6	0.0	1.1	0.5	0.0	0.9	2.6	1.2	0.2	
C71	Mozak Brain	M	11.8	2.3	0.7	2.2	3.2	1.2	2.7	5.3	5.0	5.9	13.2	18.2	19.7	24.4	35.0	32.4	26.5	7.8
C72	Centralni nervni sistem, drugi delovi Spinal cord, cran. nerv. & oth. parts of CNS	Ž	0.2	0.0	0.0	0.0	0.6	0.0	0.0	0.0	0.0	0.6	0.0	0.0	0.0	0.0	0.0	0.9	0.6	0.1
C73	Štitasta žlezda Thyroid gland	M	2.2	0.0	0.0	0.0	0.6	2.7	2.1	1.7	3.5	3.5	2.7	5.3	2.5	5.4	1.8	2.9	1.6	
C74	Nadbubrežna žlezda Adrenal gland	M	0.5	0.8	0.0	0.0	0.0	0.0	0.0	0.0	0.6	0.6	1.1	1.0	1.2	1.8	1.8	0.0	0.4	
C75	Endokrine žlezde, druge Other endocrine glands & related structures	Ž	0.3	0.0	0.0	0.0	0.0	0.5	0.0	0.6	0.0	0.0	0.5	0.9	0.0	1.5	0.7	0.4	0.2	
C76	Ostale lokalizacije Other & ill defined sites	M	1.7	0.0	0.0	0.0	0.0	0.0	0.5	0.6	0.6	1.6	1.9	8.7	4.5	7.0	3.5	1.0		
C77-C80	Sekundarne lokalizacije, bez označene lokalizacije Unspec.mal.neo. of lymph nod.& without of spec.of site	M	12.6	1.5	2.1	0.7	2.5	1.2	2.7	1.6	2.2	3.5	6.9	18.2	25.0	28.7	36.8	34.1	42.9	7.6
C81	Hodgkinova bolest Hodgkin's disease	M	9.5	1.6	0.0	0.8	1.3	0.0	1.6	1.1	1.7	4.0	5.5	7.6	11.8	16.1	32.1	24.7	33.1	4.9
C82	Folikularni ne-Hodgkinov limfom Follicular non-Hodgkin's lymphoma	M	1.0	0.0	0.0	0.0	0.0	0.0	0.5	1.1	1.2	1.2	0.5	1.0	1.2	2.7	4.4	2.9	0.6	
C83	Difuzni ne-Hodgkinov limfom Diffuse non-Hodgkin's lymphoma	M	3.0	0.0	0.7	1.4	1.3	1.2	1.6	0.0	1.1	0.6	0.4	3.8	4.3	6.9	6.3	7.9	8.2	2.0
C84	Periferni i kožni limfom T-ćelija Peripheral & cutaneous T-cell lymphomas	M	0.2	0.0	0.0	0.0	0.0	0.0	0.5	0.0	0.0	0.6	0.5	0.0	0.0	0.0	1.8	0.6	1.1	
C85	Ne-Hodgkinovi limfomi, drugi Other & unspecified types of non-Hodgkin's lymphoma	M	3.3	0.0	1.4	1.4	0.6	1.2	1.1	0.5	2.2	1.2	3.5	2.7	4.3	9.4	7.2	9.6	9.4	2.2
C88	Zloćudne imunoproliferativne bolesti Malignant immunoproliferative diseases	M	0.2	0.0	0.0	0.0	0.0	0.0	0.0	0.0	0.0	0.0	0.0	0.0	0.0	0.6	1.8	0.0	0.6	0.1
C90	Multipli mijelom i drugi zloćudni tumori plazma ćelija Multiple myeloma and malignant plasma cell neoplasms	M	2.8	0.0	0.0	0.0	0.0	0.0	0.5	0.6	0.0	2.3	1.6	4.3	8.1	9.0	20.1	5.3	1.6	
C91	Limfoidna leukemija Lymphoblastic, lymphoid leukaemia	M	5.7	9.1	3.5	2.2	0.6	0.6	0.5	0.5	0.6	3.5	5.2	3.2	8.2	9.4	11.7	16.6	22.9	4.4
C92	Mijeloidna leukemija Myeloid leukaemia	M	3.5	0.0	0.7	0.0	0.6	0.0	0.0	1.1	0.6	2.4	2.3	1.1	5.3	10.0	12.6	10.5	14.1	2.0
C93	Monocitna leukemija Monocytic leukaemia	M	0.2	0.0	0.0	0.0	0.0	0.0	0.0	0.5	0.0	0.6	0.0	1.1	0.0	0.6	0.0	0.0	0.6	0.2
C94	Leukemije, druge Other leukaemias of specified cells	M	0.1	0.0	0.0	0.7	0.0	0.0	0.0	0.0	0.0	0.0	0.0	0.0	0.0	0.0	0.0	1.2	0.1	
C95	Leukemije, neoznačene Leukaemia, unspecified cell type	M	0.4	0.8	0.7	0.0	0.7	0.0	0.0	0.5	0.0	1.1	0.6	0.0	2.5	1.8	0.9	1.2	0.2	
C96	Drugi zloćudni tumori hematopoeznog sistema Oth.&unspec.mal.neo. of lymph.,haematopoietic & related tissue	M	0.1	0.0	0.0	0.0	0.0	0.0	0.0	0.0	0.0	0.0	0.0	0.0	0.6	0.9	0.0	0.6	0.1	
C00-C96 (C44)	Sve lokalizacije, bez kože All sites but skin	M	464.8	20.6	11.1	14.4	22.9	26.1	36.3	54.3	79.5	120.3	286.3	508.7	802.2	1177.0	1512.7	1713.8	1619.0	261.0
		Ž	401.5	13.0	7.3	11.3	14.1	24.2	51.8	101.6	170.7	287.6	430.4	537.4	707.7	863.9	973.5	970.8	858.8	225.6



Tabela 20.1 Broj umrlih slučajeva od raka, prema primarnoj lokalizaciji (MKB-10), uzrastu i polu, centralna Srbija, 2010. godina (nastavak)

Table 20.1 Number of cancer deaths by primary site (ICD-10), age and sex, Central Serbia, 2010 (continued)

MKB-10 (ICD-10) Šifra (Code) Ukupno (All)	Primarna lokalizacija Primary site	POL SEX M (Male) Ž (Female)	Ukupno (All) 8605 6448	U Z R A S T (A g e)																	%	
				0-4	5-9	10-14	15-19	20-24	25-29	30-34	35-39	40-44	45-49	50-54	55-59	60-64	65-69	70-74	75+			
C51	Vulva Vulva	Ž	55	0	0	0	0	0	0	0	1	1	0	2	1	3	4	13	8	22	0.9%	
C52	Vagina Vagina	Ž	12	0	0	0	0	0	0	0	0	0	0	0	2	2	2	1	2	3	0.2%	
C53	Grlić materice Cervix uteri	Ž	367	0	0	0	0	0	1	8	12	19	31	41	54	52	33	47	69		5.7%	
C54	Materica, telo Corpus uteri	Ž	156	0	0	0	0	0	0	0	0	1	3	7	19	23	20	30	53		2.4%	
C55	Materica, neoznačeni deo Uterus, unspecified part	Ž	61	0	0	0	0	0	0	0	0	0	0	5	4	10	6	12	24		0.9%	
C56	Jajnik Ovary	Ž	296	0	0	0	0	2	1	4	5	9	12	21	35	50	32	37	88		4.6%	
C57	Ženski genitalni organi, drugi neoznačeni organi Other & unspec. parts of fem. gen.org.	Ž	16	0	0	0	0	0	1	0	0	2	0	0	2	2	1	1	7		0.2%	
C58	Placenta Placenta	Ž	0	0	0	0	0	0	0	0	0	0	0	0	0	0	0	0	0	0	0.0%	
C60	Penis Penis	M	23	0	0	0	0	0	0	0	0	0	1	1	9	0	2	3	7		0.3%	
C61	Prostata Prostate	M	781	0	0	0	0	0	0	0	0	1	1	3	25	41	81	143	486		9.1%	
C62	Testis Testis	M	20	0	0	0	0	1	3	2	1	2	0	0	2	0	1	0	8		0.2%	
C63	Muški genitalni organi, drugi neoznačeni organi Other & unspec. male genital organs	M	1	0	0	0	0	0	0	0	0	0	0	0	1	0	0	0	0	0	0.0%	
C64	Bubreg Kidney, except renal pelvis	M Ž	171 101	0 1	0 0	0 0	0 0	0 0	0 0	0 1	2 3	5 6	17 12	24 15	24 16	26 42	21 15	51 42			2.0% 1.6%	
C65	Bubrežna karlica Renal pelvis	M Ž	10 7	0 0	0 0	0 0	0 0	0 0	0 0	0 0	1 0	1 0	1 0	1 1	2 1	2 1	3 2	3 3			0.1% 0.1%	
C66	Ureter Ureter	M Ž	7 5	0 0	0 0	0 0	0 0	0 0	0 0	0 0	0 0	1 0	0 0	0 0	1 0	1 1	1 0	3 4			0.1% 0.1%	
C67	Mokraćna bešika Bladder	M Ž	312 113	0 0	0 0	0 0	0 0	0 0	0 0	2 0	2 2	6 4	6 10	22 6	32 16	39 14	53 61	151 61			3.6% 1.8%	
C68	Urinarni organi, drugi neoznačeni organi Other & unspecified urinary organs	M Ž	4 3	0 0	0 0	0 0	0 0	0 0	0 0	0 0	0 0	0 0	0 0	0 0	1 1	0 1	0 1	3 1			0.0% 0.0%	
C69	Oko, pripojni oka Eye and adnexa	M Ž	13 6	1 0	0 0	0 0	0 0	0 0	0 0	0 0	0 0	0 0	0 0	3 1	2 0	0 0	3 0	4 3			0.2% 0.1%	
C70	Moždance Meninges	M Ž	8 14	0 0	0 0	0 1	0 0	0 0	0 0	1 0	0 0	1 1	2 3	0 0	1 4	1 3	1 1	0 2			0.1% 0.2%	
C71	Mozak Brain	M Ž	289 223	2 3	0 3	2 2	2 2	3 1	3 4	3 8	9 6	13 26	16 20	40 32	49 30	31 37	45 61	62 61			3.4% 3.5%	
C72	Centralni nervni sistem, drugi delovi Spinal cord, cran. nerv. & oth. parts of CNS	M Ž	4 5	0 0	0 0	0 0	0 0	0 0	0 0	1 0	0 0	0 0	0 1	0 2	0 0	1 1	2 1	0 1			0.0% 0.1%	
C73	Štitasta žlezda Thyroid gland	M Ž	16 27	0 0	0 0	0 0	0 0	0 0	0 0	0 0	0 0	0 0	1 0	4 3	2 2	0 4	6 14				0.2% 0.4%	
C74	Nadbubrežna žlezda Adrenal gland	M Ž	20 6	0 0	0 0	0 0	0 0	0 0	0 0	1 0	1 0	0 2	5 0	1 2	4 1	2 1	4 1				0.2% 0.1%	
C75	Endokrine žlezde, druge Other endocrine glands & related structures	M Ž	5 1	0 0	0 0	0 0	0 0	0 0	0 0	0 0	0 0	0 0	0 1	0 0	1 0	0 0	0 0				0.1% 0.0%	
C76	Ostale lokalizacije Other & ill defined sites	M Ž	46 108	0 0	0 0	0 0	0 0	2 1	0 1	0 0	2 1	3 4	5 5	4 8	4 15	3 21	49 49				0.5% 1.7%	
C77-C80	Sekundarne lokalizacije, bez označene lokalizacije Unspec. mal. neo. of lymph nod. & without of spec. of site	M Ž	304 256	0 0	0 0	0 1	1 1	1 1	1 2	3 3	8 16	34 20	32 31	37 38	51 38	99 99	44 99				3.5% 4.0%	
C81	Hodgkinova bolest Hodgkin's disease	M Ž	19 23	0 0	0 0	0 1	2 2	2 1	1 1	1 1	1 2	4 4	1 1	0 2	2 4	1 0	3 6				0.2% 0.4%	
C82	Folikularni ne-Hodgkinov limfom Follicular non-Hodgkin's lymphoma	M Ž	17 13	0 0	0 0	0 0	0 0	0 0	0 0	0 0	0 0	0 0	2 0	3 2	3 4	1 1	4 4				0.2% 0.2%	
C83	Difuzni ne-Hodgkinov limfom Diffuse non-Hodgkin's lymphoma	M Ž	60 49	0 0	0 0	0 2	0 0	1 0	3 1	1 0	4 4	5 5	9 6	10 10	5 15	7 15	20 15				0.7% 0.8%	
C84	Periferni i kožni limfom T-ćelija Peripheral & cutaneous T-cell lymphomas	M Ž	11 2	0 0	0 0	0 0	0 0	0 0	1 0	0 0	1 0	1 0	0 0	2 0	0 0	1 1	1 0				0.1% 0.0%	
C85	Ne-Hodgkinovi limfomi, drugi Other & unspecified types of non-Hodgkin's lymphoma	M Ž	56 48	1 0	0 0	0 0	0 0	0 0	0 3	0 0	2 1	5 2	7 4	7 6	9 9	8 15	19 15				0.7% 0.7%	
C88	Zloćudne imunoproliferativne bolesti Malignant immunoproliferative diseases	M Ž	6 4	0 0	0 0	0 0	0 0	0 0	0 0	0 0	0 0	0 0	0 1	0 0	0 0	0 0	2 3				0.1% 0.1%	
C90	Multipli mijelom i drugi zloćudni tumori plazma ćelija Multiple myeloma and malignant plasma cell neoplasms	M Ž	92 59	0 0	0 0	0 0	0 0	0 0	0 0	1 0	0 0	2 3	5 5	11 10	7 16	21 20	35 20				1.1% 0.9%	
C91	Limfoidna leukemija Lymphoblastic, lymphoid leukaemia	M Ž	115 76	1 2	1 0	2 2	2 1	0 0	1 0	1 0	2 1	2 1	10 7	10 14	11 14	21 20	50 37				1.3% 1.2%	
C92	Mijeloidna leukemija Myeloid leukaemia	M Ž	110 96	1 0	0 0	1 1	2 2	1 1	0 1	6 6	2 3	14 10	14 10	14 19	20 27	34 27	1.3% 1.5%					
C93	Monocitna leukemija Monocytic leukaemia	M Ž	8 6	0 0	0 0	0 0	0 0	0 0	0 1	0 0	0 0	0 0	2 0	3 1	2 1	0 0	0 3				0.1% 0.1%	
C94	Leukemije, druge Other leukaemias of specified cells	M Ž	5 2	0 0	0 0	0 0	0 0	0 0	0 0	0 0	0 0	0 0	0 1	0 0	2 0	1 0	1 0				0.1% 0.0%	
C95	Leukemije, neoznačene Leukaemia, unspecified cell type	M Ž	14 9	0 1	0 0	0 0	0 0	0 0	0 0	0 0	0 0	0 0	0 0	1 0	1 0	1 1	2 7				0.2% 0.1%	
C96	Drugi zloćudni tumori hematopoetskog sistema Oth. & unspec. mal. neo. of lymph., haematopoietic & related tissue	M Ž	6 9	0 0	0 0	0 0	0 0	0 0	0 0	0 0	0 0	0 0	0 1	0 1	2 1	0 0	1 6				0.1% 0.1%	
C00-C96 (C44)	Sve lokalizacije, bez kože All sites but skin	M Ž	8540 6393	7 6	1 7	3 4	11 11	10 17	19 37	29 76	49 120	100 218	250 418	541 723	1096 778	1153 781	1145 988	1418 2198				99.2% 99.1%







Tabela 22. Ukupan broj novoobolelih, broj i procenat histološki i citološki verifikovanih slučajeva raka prema primarnoj lokalizaciji i polu, centralna Srbija, 2010. godina

Table 22. Total number of new cancer cases, number and percentage of histologically and cytologically confirmed cancer cases by primary site and sex, Central Serbia 2010

MKB-10 (ICD-10) Šifra (Code) Ukupno (All)	Primarna lokalizacija Primary site	POL SEX M (Male) Ž (Female)	Ukupan broj novoobolelih All new cases		Broj histo. / cito. verifikovanih Number of cases histo. / cyto. confirmed		%
			13625	12531	12163	11127	
C00	Usna <i>Lip</i>	M Ž	72 17		70 15		89.3% 88.8%
C01	Jezik, koren <i>Base of tongue</i>	M Ž	28 5		25 3		89.3% 60.0%
C02	Jezik, drugi delovi <i>Tongue, other &amp; unspecified parts</i>	M Ž	46 11		22 7		47.8% 63.6%
C03	Desni <i>Gum</i>	M Ž	10 4		4 3		40.0% 75.0%
C04	Pod usta <i>Floor of mouth</i>	M Ž	34 18		30 14		88.2% 77.8%
C05	Nepce <i>Palate</i>	M Ž	10 4		5 2		50.0% 50.0%
C06	Usta, drugi delovi <i>Mouth, other &amp; unspecified parts</i>	M Ž	7 13		7 10		100.0% 76.9%
C07	Parotidna žlezda <i>Parotid gland</i>	M Ž	22 10		20 9		90.9% 90.0%
C08	Pijuvućna žlezda <i>Other &amp; unspec. major salivary gl.</i>	M Ž	9 3		9 3		100.0% 100.0%
C09	Krajnik <i>Tonsil</i>	M Ž	30 3		29 2		96.7% 66.7%
C10	Orofarings <i>Oropharynx</i>	M Ž	39 10		29 10		74.4% 100.0%
C11	Nasofarings <i>Nasopharynx</i>	M Ž	37 11		25 10		67.6% 90.9%
C12	Piriformni sinus <i>Pyiform sinus</i>	M Ž	3 1		2 0		66.7% 0.0%
C13	Hipofarings <i>Hypopharynx</i>	M Ž	70 16		69 11		98.6% 68.8%
C14	Usne, usta, ždrelo, drugi delovi <i>Other and ill def. sites in the lip, oral cavity &amp; pharynx</i>	M Ž	13 1		12 1		92.3% 100.0%
C15	Jednjak <i>Oesophagus</i>	M Ž	157 46		130 40		82.8% 87.0%
C16	Želudac <i>Stomach</i>	M Ž	567 304		555 300		97.9% 98.7%
C17	Tanko crevo <i>Small intestine</i>	M Ž	30 18		21 11		70.0% 61.1%
C18	Debelo crevo <i>Colon</i>	M Ž	916 684		800 550		87.3% 80.4%
C19	Rektosigmoidni prelaz <i>Rectosigmoid junction</i>	M Ž	137 97		99 70		72.3% 72.2%
C20	Rektum <i>Rectum</i>	M Ž	890 561		730 497		82.0% 88.6%
C21	Anus i analni kanal <i>Anus &amp; anal canal</i>	M Ž	15 13		10 10		66.7% 76.9%
C22	Jetra, žučni kanali <i>Liver &amp; intrahepatic bile ducts</i>	M Ž	260 181		189 157		72.7% 86.7%
C23	Žučna kesha <i>Gallbladder</i>	M Ž	34 75		30 70		88.2% 93.3%
C24	Žučni kanali, drugi delovi <i>Biliary tract, other &amp; unspec. parts</i>	M Ž	24 27		22 23		91.7% 85.2%
C25	Pankreas <i>Pancreas</i>	M Ž	312 270		261 189		83.7% 70.0%
C26	Organi za varenje, nedovoljno određene lokalizacije <i>Other &amp; ill-defined digestive organs</i>	M Ž	13 25		10 20		76.9% 80.0%
C30	Nosna šupljina i srednje uvo <i>Nasal cavity &amp; middle ear</i>	M Ž	10 10		8 8		80.0% 80.0%
C31	Nosni sinusi <i>Accessory sinuses</i>	M Ž	13 5		10 3		76.9% 60.0%
C32	Larings <i>Larynx</i>	M Ž	505 87		500 80		99.0% 92.0%
C33	Traheja <i>Trachea</i>	M Ž	6 4		3 2		50.0% 50.0%
C34	Bronh i pluća <i>Bronchus &amp; lung</i>	M Ž	2971 994		2699 890		90.8% 89.5%
C37	Timus <i>Thymus</i>	M Ž	3 3		0 0		0.0% 0.0%
C38	Srce, mediastinum, pleura <i>Heart, mediastinum &amp; pleura</i>	M Ž	32 17		29 15		90.6% 88.2%
C39	Toraks, druge lokalizacije <i>Other &amp; ill-def. in the res.sys.</i>	M Ž	2 3		1 2		50.0% 66.7%
C40	Kosti i zglobne hrskavice udova <i>Bone &amp; articular cartilage of limbs</i>	M Ž	25 20		22 19		88.0% 95.0%
C41	Kosti i zglobne hrskavice, druge lokalizacije <i>Bone &amp; articular cartilage of other</i>	M Ž	28 32		25 30		89.3% 93.8%
C43	Koža, maligni melanom <i>Malignant melanoma of skin</i>	M Ž	233 210		200 198		85.8% 94.3%
C44	Koža, drugi maligni tumori <i>Skin, other malignomas</i>	M Ž	1569 1531		1537 1432		98.0% 93.5%
C45	Mezoteliom <i>Mesothelioma</i>	M Ž	4 4		1 1		25.0% 25.0%
C46	Kaposijev sarkom <i>Kaposi's sarcoma</i>	M Ž	6 9		1 1		16.7% 11.1%
C47	Periferni nervi i autonomni nervni sistem <i>Peripheral nerves &amp; auton. nerv. sys.</i>	M Ž	4 6		4 4		100.0% 66.7%
C48	Peritoneum i retroperitoneum <i>Retroperitoneum &amp; peritoneum</i>	M Ž	12 31		10 26		83.3% 83.9%
C49	Vezivna i meka tkiva, drugi <i>Other connective and soft tissue</i>	M Ž	58 52		48 37		82.8% 71.2%
C50	Dojka <i>Breast</i>	M Ž	71 3154		53 2803		74.6% 88.9%

Tabela 22.1 Ukupan broj novoobolelih, broj i procenat histološki i citološki verifikovanih slučajeva raka prema primarnoj lokalizaciji i polu, centralna Srbija, 2010. godina (nastavak)

Table 22.1 Total number of new cancer cases, number and percentage of histologically and cytologically confirmed cancer cases by primary site and sex, Central Serbia 2010 (continued)

MKB-10 (ICD-10) Šifra (Code) Ukupno (All)	Primarna lokalizacija Primary site	POL SEX M (Male) Ž (Female)	Ukupan broj novoobolelih All new cases		Broj histo. / cito. verifikovanih Number of cases histo. / cyto. confirmed		%
			13625	12531	12163	11127	
C51	Vulva <i>Vulva</i>	Ž	65		60		89.3%
C52	Vagina <i>Vagina</i>	Ž	20		18		88.8%
C53	Grlić materice <i>Cervix uteri</i>	Ž	993		958		96.5%
C54	Materica, telo <i>Corpus uteri</i>	Ž	715		661		92.4%
C55	Materica, neoznačeni deo <i>Uterus, unspecified part</i>	Ž	23		19		82.6%
C56	Jajnik <i>Ovary</i>	Ž	464		420		90.5%
C57	Ženski genitalni organi, drugi neoznačeni organi <i>Other &amp; unspec. parts of fem. gen.org.</i>	Ž	23		20		87.0%
C58	Placenta <i>Placenta</i>	Ž	0		0		0.0%
C60	Penis <i>Penis</i>	M	32		27		84.4%
C61	Prostata <i>Prostate</i>	M	1623		1415		87.2%
C62	Testis <i>Testis</i>	M	150		135		90.0%
C63	Muški genitalni organi, drugi neoznačeni organi <i>Other &amp; unspec. male genital organs</i>	M	3		3		100.0%
C64	Bubreg <i>Kidney, except renal pelvis</i>	M	293		253		86.3%
C65	Bubrežna karlica <i>Renal pelvis</i>	Ž	163		137		84.0%
C66	Ureter <i>Ureter</i>	M	19		15		78.9%
C67	Mokraćna bešika <i>Bladder</i>	Ž	19		15		78.9%
C68	Urinarni organi, drugi neoznačeni organi <i>Other &amp; unspecified urinary organs</i>	M	12		11		91.7%
C69	Okno, pripoji oka <i>Eye and adnexa</i>	M	767		742		96.7%
C70	Moždanice <i>Meninges</i>	Ž	254		235		92.5%
C71	Mozak <i>Brain</i>	M	7		5		71.4%
C72	Centralni nervni sistem, drugi delovi <i>Spinal cord, cran. nerv. &amp; oth. parts of CNS</i>	Ž	2		1		50.0%
C73	Štitasta žlezda <i>Thyroid gland</i>	M	17		10		58.8%
C74	Nadbubrežna žlezda <i>Adrenal gland</i>	Ž	25		20		80.0%
C75	Endokrine žlezde, druge <i>Other endocrine glands &amp; related structures</i>	M	10		8		80.0%
C76	Ostale lokalizacije <i>Other &amp; ill defined sites</i>	Ž	24		21		87.5%
C77-C80	Sekundarne lokalizacije, bez označene lokalizacije <i>Unspec. mal. neo. of lymph nod. &amp; without of spec. of site</i>	M	306		296		96.7%
C81	Hodgkinova bolest <i>Hodgkin's disease</i>	Ž	228		218		95.6%
C82	Folikularni ne-Hodgkinov limfom <i>Follicular non-Hodgkin's lymphoma</i>	M	4		2		50.0%
C83	Difuzni ne-Hodgkinov limfom <i>Diffuse non-Hodgkin's lymphoma</i>	Ž	7		4		57.1%
C84	Periferni i kožni limfom T-ćelija <i>Peripheral &amp; cutaneous T-cell lymphomas</i>	M	58		31		53.4%
C85	Ne-Hodgkinovi limfomi, drugi <i>Other &amp; unspecified types of non-Hodgkin's lymphoma</i>	Ž	161		99		61.5%
C88	Zloćudne imunoproliferativne bolesti <i>Malignant immunoproliferative diseases</i>	M	13		9		69.2%
C90	Multipli mijelom i drugi zloćudni tumori plazma ćelija <i>Multiple myeloma and malignant plasma cell neoplasms</i>	Ž	9		7		77.8%
C91	Limfoidna leukemija <i>Lymphoblastic, lymphoid leukaemia</i>	M	7		4		57.1%
C92	Mijeloidna leukemija <i>Myeloid leukaemia</i>	Ž	9		5		55.6%
C93	Monocitna leukemija <i>Monocytic leukaemia</i>	M	43		31		72.1%
C94	Leukemije, druge <i>Other leukaemias of specified cells</i>	Ž	45		30		66.7%
C95	Leukemije, neoznačene <i>Leukaemia, unspecified cell type</i>	M	327		250		76.5%
C96	Drugi zloćudni tumori hematopoeznog sistema <i>Oth. &amp; unspec. mal. neo. of lymph., haematopoietic &amp; related tissue</i>	Ž	261		203		77.8%
C00-C96 (C44)	Sve lokalizacije, bez kože <i>All sites but skin</i>	M	56		51		91.1%
		Ž	50		48		96.0%
		M	25		20		80.0%
		Ž	21		17		81.0%
		M	77		55		71.4%
		Ž	59		44		74.6%
		M	6		4		66.7%
		Ž	4		3		75.0%
		M	86		85		98.8%
		Ž	68		67		98.5%
		M	4		3		75.0%
		Ž	4		3		75.0%
		M	73		70		95.9%
		Ž	53		50		94.3%
		M	149		145		97.3%
		Ž	67		65		97.0%
		M	92		92		100.0%
		Ž	63		62		98.4%
		M	6		6		100.0%
		Ž	6		6		100.0%
		M	3		2		66.7%
		Ž	0		0		0.0%
		M	10		9		90.0%
		Ž	12		11		91.7%
		M	3		1		33.3%
		Ž	2		1		50.0%
		M	12056		10626		88.1%
		Ž	11000		9695		88.1%

Tabela 23. Broj novoobolelih i incidencija od raka na 100.000 stanovnika prema primarnoj lokalizaciji, uzrastu i polu, centralna Srbija, 2010. godina

Table 23. Number of new cancer cases and cancer incidence rates per 100.000 population by primary site, age and sex, Central Serbia, 2010

MKB-10 (ICD-10) Šifra (Code) Ukupno (All)	Primarna lokalizacija Primary site	POL SEX		Ukupno (All) 13625	Sirova incid. Crude rate 525.3	Standardizovana incidencija (Stand. incidence)		
		M (Male)	Ž (Female)			ASR(E)	ASR(W)	TRUNC
				12531	457.3	412.1	291.8	147.0
						340.2	250.9	154.1
C00	Usna Lip	M	Ž	72	2.8	2.1	1.5	0.6
				17	0.6	0.4	0.2	0.0
C01	Jezik, koren Base of tongue	M	Ž	28	1.1	0.9	0.7	0.5
				5	0.2	0.1	0.1	0.0
C02	Jezik, drugi delovi Tongue, other & unspecified parts	M	Ž	46	1.8	1.5	1.1	0.7
				11	0.2	0.1	0.1	0.0
C03	Desni Gum	M	Ž	10	1.8	1.5	1.1	0.7
				4	0.2	0.1	0.1	0.0
C04	Pod usta Floor of mouth	M	Ž	34	1.8	1.5	1.1	0.7
				18	0.2	0.1	0.1	0.0
C05	Nepce Palate	M	Ž	10	1.8	1.5	1.1	0.7
				4	0.1	0.1	0.1	0.0
C06	Usta, drugi delovi Mouth, other & unspecified parts	M	Ž	7	0.3	0.2	0.2	0.1
				13	0.5	0.3	0.2	0.2
C07	Parotidna žlezda Parotid gland	M	Ž	22	0.8	0.7	0.5	0.3
				10	0.4	0.2	0.2	0.1
C08	Piljuvačna žlezda Other & unspec. major salivary gl.	M	Ž	9	0.3	0.3	0.2	0.1
				3	0.1	0.1	0.0	0.0
C09	Krajnik Tonsil	M	Ž	30	1.2	0.9	0.7	0.5
				3	0.1	0.1	0.1	0.0
C10	Orofarings Oropharynx	M	Ž	39	1.5	1.2	0.9	0.6
				10	0.4	0.3	0.2	0.2
C11	Nasofarings Nasopharynx	M	Ž	37	1.4	1.2	1.0	0.7
				11	0.4	0.4	0.3	0.2
C12	Piriformni sinus Pyriform sinus	M	Ž	3	0.1	0.1	0.1	0.0
				1	0.0	0.0	0.0	0.0
C13	Hipofarings Hypopharynx	M	Ž	70	2.7	2.3	1.7	1.3
				16	0.6	0.4	0.3	0.1
C14	Usne, usta, ždrelo, drugi delovi Other and ill def. sites in the lip, oral cavity & pharynx	M	Ž	13	0.5	0.4	0.3	0.2
				1	0.0	0.0	0.0	0.0
C15	Jednjak Oesophagus	M	Ž	157	6.1	5.0	3.6	2.1
				46	1.7	1.2	0.8	0.4
C16	Želudac Stomach	M	Ž	567	21.9	16.8	11.6	5.7
				304	11.1	7.7	5.4	2.9
C17	Tanko crevo Small intestine	M	Ž	30	1.2	0.9	0.6	0.3
				18	0.7	0.5	0.3	0.3
C18	Debelo crevo Colon	M	Ž	916	35.3	27.5	19.1	9.1
				684	25.0	17.5	12.5	6.8
C19	Rektosigmoidni prelaz Rectosigmoid junction	M	Ž	137	5.3	4.1	2.9	1.5
				97	3.5	2.6	1.9	1.1
C20	Rektum Rectum	M	Ž	890	34.3	26.6	18.4	9.2
				561	20.5	14.4	10.2	5.7
C21	Anus i analni kanal Anus & anal canal	M	Ž	15	0.6	0.5	0.4	0.2
				13	0.5	0.3	0.2	0.1
C22	Jetra, žučni kanali Liver & intrahepatic bile ducts	M	Ž	260	10.0	7.7	5.3	2.3
				181	6.6	4.3	3.0	1.5
C23	Žučna kesha Gallbladder	M	Ž	34	1.3	1.0	0.7	0.3
				75	2.7	1.6	1.1	0.4
C24	Žučni kanali, drugi delovi Biliary tract, other & unspec. parts	M	Ž	24	0.9	0.7	0.5	0.3
				27	1.0	0.6	0.4	0.2
C25	Pankreas Pancreas	M	Ž	312	12.0	9.4	6.6	3.4
				270	9.9	6.4	4.4	2.2
C26	Organi za varenje, nedovoljno određene lokalizacije Other & ill-defined digestive organs	M	Ž	13	0.5	0.4	0.2	0.1
				25	0.9	0.6	0.4	0.3
C30	Nosna šupljina i srednje uvo Nasal cavity & middle ear	M	Ž	10	0.4	0.3	0.2	0.1
				10	0.4	0.2	0.1	0.1
C31	Nosni sinusi Accessory sinuses	M	Ž	13	0.5	0.4	0.3	0.2
				5	0.2	0.2	0.1	0.1
C32	Larings Larynx	M	Ž	505	19.5	16.0	11.6	8.2
				87	3.2	2.5	1.8	1.2
C33	Traheja Trachea	M	Ž	6	0.2	0.2	0.1	0.1
				4	0.1	0.1	0.1	0.0
C34	Bronh i pluća Bronchus & lung	M	Ž	2971	114.5	91.6	65.1	40.4
				994	36.3	26.4	18.9	12.3
C37	Timus Thymus	M	Ž	3	0.1	0.1	0.1	0.0
				3	0.1	0.1	0.1	0.1
C38	Srce, mediastinum, pleura Heart, mediastinum & pleura	M	Ž	32	1.2	0.9	0.6	0.3
				17	0.6	0.4	0.3	0.2
C39	Toraks, druge lokalizacije Other & ill-def. in the res.sys.	M	Ž	2	0.1	0.1	0.0	0.0
				3	0.1	0.1	0.0	0.0
C40	Kosti i zglobne hrskavice udova Bone & articular cartilage of limbs	M	Ž	25	1.0	1.0	1.1	0.2
				20	0.7	0.6	0.6	0.3
C41	Kosti i zglobne hrskavice, druge lokalizacije Bone & articular cartilage of other	M	Ž	28	1.1	0.8	0.6	0.2
				32	1.2	0.9	0.7	0.4
C43	Koža, maligni melanom Malignant melanoma of skin	M	Ž	233	9.0	7.4	5.5	3.3
				210	7.7	5.8	4.4	2.8
C44	Koža, drugi maligni tumori Skin, other malignomas	M	Ž	1569	60.5	45.6	30.8	13.2
				1531	55.9	36.6	25.3	11.1
C45	Mezoteliom Mesothelioma	M	Ž	4	0.2	0.1	0.1	0.1
				4	0.1	0.1	0.1	0.1
C46	Kaposijev sarkom Kaposi's sarcoma	M	Ž	6	0.2	0.2	0.1	0.1
				9	0.3	0.2	0.1	0.0
C47	Periferni nervi i autonomni nervni sistem Peripheral nerves & auton. nerv. sys.	M	Ž	4	0.2	0.1	0.1	0.1
				6	0.2	0.2	0.2	0.1
C48	Peritoneum i retroperitoneum Retroperitoneum & peritoneum	M	Ž	12	0.5	0.4	0.3	0.1
				31	1.1	0.9	0.7	0.3
C49	Vezivna i meka tkiva, drugi Other connective and soft tissue	M	Ž	58	2.2	1.9	1.6	0.8
				52	1.9	1.6	1.3	0.6
C50	Dojka Breast	M	Ž	71	2.7	2.2	1.5	1.0
				3154	115.1	90.7	67.8	48.3

Tabela 23.1 Broj novoobolelih i incidencija od raka na 100.000 stanovnika prema primarnoj lokalizaciji, uzrastu i polu, centralna Srbija, 2010. godina (nastavak)

Table 23.1 Number of new cancer cases and cancer incidence rates per 100.000 population by primary site, age and sex, Central Serbia, 2010 (continued)

MKB-10 (ICD-10) Šifra (Code) Ukupno (All)	Primarna lokalizacija Primary site	POL SEX M (Male) Ž (Female)	Ukupno (All) 13625 12531	Sirova incid. Crude rate 525.3 457.3	Standardizovana incidencija (Stand. incidence)		
					ASR(E) 412.1	ASR(W) 291.8	TRUNC 147.0
C51	Vulva <i>Vulva</i>	Ž	65	2.4	1.5	1.0	0.4
C52	Vagina <i>Vagina</i>	Ž	20	0.7	0.4	0.3	0.2
C53	Grlić materice <i>Cervix uteri</i>	Ž	993	26.1	19.5	14.1	9.6
C54	Materica, telo <i>Corpus uteri</i>	Ž	715	26.1	19.5	14.1	9.6
C55	Materica, neoznačeni deo <i>Uterus, unspecified part</i>	Ž	23	0.8	0.6	0.4	0.2
C56	Jajnik <i>Ovary</i>	Ž	464	16.9	13.6	10.5	7.1
C57	Ženski genitalni organi, drugi neoznačeni organi <i>Other &amp; unspec.parts of fem. gen.org.</i>	Ž	23	0.8	0.6	0.5	0.2
C58	Placenta <i>Placenta</i>	Ž	0	0.0	0.0	0.0	0.0
C60	Penis <i>Penis</i>	M	32	1.2	1.0	0.7	0.4
C61	Prostata <i>Prostate</i>	M	1623	62.6	44.7	28.7	6.5
C62	Testis <i>Testis</i>	M	150	5.8	5.6	5.1	2.1
C63	Muški genitalni organi, drugi neoznačeni organi <i>Other &amp; unspec. male genital organs</i>	M	3	0.1	0.1	0.1	0.0
C64	Bubreg <i>Kidney, except renal pelvis</i>	M Ž	293 163	11.3 5.9	1.8 4.3	1.2 3.2	0.4 1.8
C65	Bubrežna karlica <i>Renal pelvis</i>	Ž	19	0.7	0.6	0.4	0.2
C66	Ureter <i>Ureter</i>	M Ž	19 12	0.7 0.4	0.6 0.2	0.4 0.2	0.2 0.0
C67	Mokraćna bešika <i>Bladder</i>	M Ž	767 254	29.6 9.3	22.4 6.3	15.2 4.3	7.2 2.5
C68	Urinarni organi, drugi neoznačeni organi <i>Other &amp; unspecified urinary organs</i>	M Ž	7 2	0.3 0.1	0.2 0.0	0.2 0.0	0.1 0.0
C69	Oko, pripoji oka <i>Eye and adnexa</i>	M Ž	17 25	0.7 0.9	0.6 0.8	0.5 0.7	0.2 0.3
C70	Moždance <i>Meninges</i>	M Ž	10 24	0.4 0.9	0.3 0.7	0.2 0.6	0.1 0.3
C71	Mozak <i>Brain</i>	M Ž	306 228	11.8 8.3	10.0 6.6	7.8 5.2	4.1 2.9
C72	Centralni nervni sistem, drugi delovi <i>Spinal cord, cran. nerv. &amp; oth. parts of CNS</i>	Ž	4	0.2	0.1	0.1	0.0
C73	Štitasta žlezda <i>Thyroid gland</i>	M Ž	58 161	2.2 5.9	2.0 5.1	1.6 4.1	1.0 2.6
C74	Nadbubrežna žlezda <i>Adrenal gland</i>	M Ž	13 9	0.5 0.3	0.5 0.3	0.4 0.2	0.2 0.1
C75	Endokrine žlezde, druge <i>Other endocrine glands &amp; related structures</i>	M Ž	7 9	0.3 0.3	0.2 0.3	0.2 0.2	0.0 0.0
C76	Ostale lokalizacije <i>Other &amp; ill defined sites</i>	M Ž	43 45	1.7 1.6	1.3 1.2	1.0 0.8	0.6 0.5
C77-C80	Sekundarne lokalizacije, bez označene lokalizacije <i>Unspec.mal.neo. of lymph nod.&amp; without of spec.of site</i>	M Ž	327 261	12.6 9.5	10.2 6.6	7.6 4.9	3.8 2.2
C81	Hodgkinova bolest <i>Hodgkin's disease</i>	M Ž	56 50	2.2 1.8	2.0 1.7	1.7 1.6	0.9 0.5
C82	Folikularni ne-Hodgkinov limfom <i>Follicular non-Hodgkin's lymphoma</i>	M Ž	25 21	1.0 0.8	0.8 0.6	0.6 0.4	0.3 0.3
C83	Difuzni ne-Hodgkinov limfom <i>Diffuse non-Hodgkin's lymphoma</i>	M Ž	77 59	3.0 2.2	2.5 1.5	2.0 1.1	1.0 0.6
C84	Periferni i kožni limfom T-ćelija <i>Peripheral &amp; cutaneous T-cell lymphomas</i>	M Ž	6 4	0.2 0.1	0.2 0.1	0.1 0.1	0.1 0.0
C85	Ne-Hodgkinovi limfomi, drugi <i>Other &amp; unspecified types of non-Hodgkin's lymphoma</i>	M Ž	86 68	3.3 2.5	2.8 2.0	2.2 1.5	1.1 0.7
C88	Zloćudne imunoproliferativne bolesti <i>Malignant immunoproliferative diseases</i>	M Ž	4 4	0.2 0.1	0.1 0.1	0.1 0.1	0.0 0.1
C90	Multipil mijelom i drugi zloćudni tumori plazma ćelija <i>Multiple myeloma and malignant plasma cell neoplasms</i>	M Ž	73 53	2.8 1.9	2.2 1.3	1.6 0.9	0.8 0.4
C91	Limfoidna leukemija <i>Lymphoblastic, lymphoid leukaemia</i>	M Ž	149 67	5.7 2.4	5.0 2.0	4.4 1.9	1.4 0.6
C92	Mijeloidna leukemija <i>Myeloid leukaemia</i>	M Ž	92 63	3.5 2.3	2.8 1.7	2.0 1.3	1.0 0.7
C93	Monocitna leukemija <i>Monocytic leukaemia</i>	M Ž	6 6	0.2 0.2	0.2 0.2	0.2 0.1	0.1 0.1
C94	Leukemije, druge <i>Other leukaemias of specified cells</i>	M Ž	3 0	0.1 0.0	0.1 0.0	0.1 0.0	0.0 0.0
C95	Leukemije, neoznačene <i>Leukaemia, unspecified cell type</i>	M Ž	10 12	0.4 0.4	0.3 0.4	0.2 0.4	0.1 0.1
C96	Drugi zloćudni tumori hematopoeznog sistema <i>Oth.&amp;unspec.mal.neo. of lymph.,haematopoietic &amp; related tissue</i>	M Ž	3 2	0.1 0.1	0.1 0.1	0.1 0.1	0.0 0.0
C00-C96 (C44)	Sve lokalizacije, bez kože <i>All sites but skin</i>	Ž	12056 11000	464.8 401.5	366.5 303.7	261.0 225.6	133.8 143.1

Tabela 24. Broj umrlih i mortalitet od raka na 100.000 stanovnika prema primarnoj lokalizaciji, uzrastu i polu, centralna Srbija, 2010. godina

Table 24. Number of death cancer cases and cancer mortality rates per 100.000 population by primary site, age and sex, Central Serbia, 2010

MKB-10 (ICD-10) Šifra (Code) Ukupno (All)	Primarna lokalizacija Primary site	POL SEX	Ukupno (All)	Sirovi mort. Crude rate	Standardizovani mortalitet (Stand. mortality)		
					M (Male)	Ž (Female)	ASR(E)
C00	Usna <i>Lip</i>	M	10	0.4	0.3	0.2	0.1
		Ž	6	0.2	0.1	0.1	0.0
C01	Jezik, koren <i>Base of tongue</i>	M	23	0.9	0.7	0.5	0.4
		Ž	4	0.1	0.1	0.1	0.0
C02	Jezik, drugi delovi <i>Tongue, other &amp; unspecified parts</i>	M	34	1.3	1.1	0.8	0.5
		Ž	7	0.3	0.2	0.1	0.1
C03	Desni <i>Gum</i>	M	3	0.1	0.1	0.1	0.0
		Ž	1	0.0	0.0	0.0	0.0
C04	Pod usta <i>Floor of mouth</i>	M	18	0.7	0.6	0.4	0.4
		Ž	5	0.2	0.1	0.1	0.0
C05	Nepce <i>Palate</i>	M	9	0.3	0.3	0.2	0.1
		Ž	4	0.1	0.1	0.1	0.1
C06	Usta, drugi delovi <i>Mouth, other &amp; unspecified parts</i>	M	9	0.3	0.3	0.2	0.1
		Ž	3	0.1	0.1	0.0	0.0
C07	Parotidna žlezda <i>Parotid gland</i>	M	16	0.6	0.5	0.3	0.2
		Ž	11	0.4	0.2	0.1	0.0
C08	Pljučna žlezda <i>Other &amp; unspec. major salivary gl.</i>	M	6	0.2	0.2	0.1	0.1
		Ž	5	0.2	0.1	0.1	0.0
C09	Krajnik <i>Tonsil</i>	M	15	0.6	0.5	0.3	0.2
		Ž	5	0.2	0.1	0.1	0.0
C10	Orofarings <i>Oropharynx</i>	M	19	0.7	0.6	0.5	0.3
		Ž	8	0.3	0.2	0.1	0.1
C11	Nasofarings <i>Nasopharynx</i>	M	9	0.3	0.3	0.2	0.1
		Ž	4	0.1	0.1	0.1	0.0
C12	Piriformni sinus <i>Pyriform sinus</i>	M	2	0.1	0.1	0.0	0.0
		Ž	1	0.0	0.0	0.0	0.0
C13	Hipofarings <i>Hypopharynx</i>	M	57	2.2	1.8	1.3	1.0
		Ž	14	0.5	0.4	0.3	0.1
C14	Usne, usta, ždrelo, drugi delovi <i>Other and ill def. sites in the lip, oral cavity &amp; pharynx</i>	M	9	0.3	0.3	0.2	0.1
		Ž	3	0.1	0.1	0.0	0.0
C15	Jednjak <i>Oesophagus</i>	M	156	6.0	4.8	3.4	2.1
		Ž	49	1.8	1.1	0.7	0.3
C16	Želudac <i>Stomach</i>	M	517	19.9	14.9	10.0	4.3
		Ž	279	10.2	6.4	4.3	1.9
C17	Tanko crevo <i>Small intestine</i>	M	23	0.9	0.7	0.4	0.2
		Ž	10	0.4	0.2	0.2	0.1
C18	Debelo crevo <i>Colon</i>	M	517	19.9	14.7	9.7	3.8
		Ž	391	14.3	8.8	5.8	2.6
C19	Rektosigmoidni prelaz <i>Rectosigmoid junction</i>	M	43	1.7	1.3	0.8	0.4
		Ž	27	1.0	0.6	0.4	0.2
C20	Rektum <i>Rectum</i>	M	506	19.5	14.4	9.5	3.8
		Ž	293	10.7	6.5	4.3	1.7
C21	Anus i analni kanal <i>Anus &amp; anal canal</i>	M	7	0.3	0.2	0.2	0.1
		Ž	7	0.3	0.2	0.1	0.0
C22	Jetra, žučni kanali <i>Liver &amp; intrahepatic bile ducts</i>	M	289	11.1	8.2	5.4	2.2
		Ž	179	6.5	3.9	2.5	0.9
C23	Žučna kesha <i>Gallbladder</i>	M	45	1.7	1.3	0.9	0.3
		Ž	91	3.3	2.1	1.4	0.5
C24	Žučni kanali, drugi delovi <i>Biliary tract, other &amp; unspec. parts</i>	M	38	1.5	1.1	0.7	0.2
		Ž	40	1.5	0.9	0.6	0.3
C25	Pankreas <i>Pancreas</i>	M	423	16.3	12.5	8.5	4.0
		Ž	379	13.8	8.5	5.7	2.3
C26	Organi za varenje, nedovoljno odredjene lokalizacije <i>Other &amp; ill-defined digestive organs</i>	M	20	0.8	0.6	0.4	0.2
		Ž	15	0.5	0.3	0.2	0.1
C30	Nosna šupljina i srednje uvo <i>Nasal cavity &amp; middle ear</i>	M	7	0.3	0.2	0.2	0.0
		Ž	5	0.2	0.1	0.1	0.0
C31	Nosni sinusi <i>Accessory sinuses</i>	M	12	0.5	0.4	0.2	0.2
		Ž	2	0.1	0.0	0.0	0.0
C32	Larings <i>Larynx</i>	M	255	9.8	7.5	5.0	2.5
		Ž	36	1.3	0.9	0.6	0.3
C33	Traheja <i>Trachea</i>	M	13	0.5	0.4	0.3	0.2
		Ž	3	0.1	0.1	0.0	0.0
C34	Bronh i pluća <i>Bronchus &amp; lung</i>	M	2602	100.3	78.3	54.5	29.8
		Ž	895	32.7	22.8	15.9	9.5
C37	Timus <i>Thymus</i>	M	4	0.2	0.1	0.1	0.0
		Ž	2	0.1	0.1	0.0	0.0
C38	Srce, mediastinum, pleura <i>Heart, mediastinum &amp; pleura</i>	M	26	1.0	0.8	0.5	0.2
		Ž	18	0.7	0.4	0.3	0.1
C39	Toraks, druge lokalizacije <i>Other &amp; ill-def. in the res. sys.</i>	M	2	0.1	0.1	0.1	0.0
		Ž	2	0.1	0.0	0.0	0.0
C40	Kosti i zglobne hrskavice udova <i>Bone &amp; articular cartilage of limbs</i>	M	12	0.5	0.4	0.3	0.1
		Ž	10	0.4	0.4	0.4	0.0
C41	Kosti i zglobne hrskavice, druge lokalizacije <i>Bone &amp; articular cartilage of other</i>	M	24	0.9	0.8	0.5	0.3
		Ž	22	0.8	0.6	0.4	0.2
C43	Koža, maligni melanom <i>Malignant melanoma of skin</i>	M	110	4.2	3.3	2.3	1.3
		Ž	68	2.5	1.7	1.3	0.5
C44	Koža, drugi maligni tumori <i>Skin, other malignomas</i>	M	65	2.5	1.8	1.1	0.3
		Ž	55	2.0	1.0	0.6	0.1
C45	Mezoteliom <i>Mesothelioma</i>	M	14	0.5	0.4	0.3	0.1
		Ž	6	0.2	0.2	0.1	0.1
C46	Kaposijev sarkom <i>Kaposi's sarcoma</i>	M	0	0.0	0.0	0.0	0.0
		Ž	1	0.0	0.0	0.0	0.0
C47	Periferni nervi i autonomni nervni sistem <i>Peripheral nerves &amp; auton. nerv. sys.</i>	M	3	0.1	0.1	0.1	0.0
		Ž	1	0.0	0.0	0.0	0.0
C48	Peritoneum i retroperitoneum <i>Retroperitoneum &amp; peritoneum</i>	M	30	1.2	0.9	0.6	0.3
		Ž	37	1.4	0.9	0.6	0.3
C49	Vezivna i meka tkiva, drugi <i>Other connective and soft tissue</i>	M	18	0.7	0.6	0.5	0.2
		Ž	13	0.5	0.3	0.3	0.2
C50	Dojka <i>Breast</i>	M	32	1.2	1.0	0.7	0.3
		Ž	1197	43.7	30.4	21.4	12.7

Tabela 24.1 Broj umrlih i mortalitet od raka na 100.000 stanovnika prema primarnoj lokalizaciji, uzrastu i polu, centralna Srbija, 2010. godina (nastavak)

Table 24.1 Number of death cancer cases and cancer mortality rates per 100.000 population by primary site, age and sex, Central Serbia, 2010 (continued)

MKB-10 (ICD-10) Šifra (Code) Ukupno (All)	Primarna lokalizacija Primary site	POL SEX M (Male) Ž (Female)	Ukupno (All) 8605 6448	Sirovi mort. Crude rate 331.7 235.3	Standardizovani mortalitet (Stand. mortality)		
					ASR(E)	ASR(W)	TRUNC
C51	Vulva <i>Vulva</i>	Ž	55	2.0	1.3	0.9	0.3
C52	Vagina <i>Vagina</i>	Ž	12	0.4	0.3	0.2	0.1
C53	Grlić materice <i>Cervix uteri</i>	Ž	367	13.4	10.2	7.5	5.3
C54	Materica, telo <i>Corpus uteri</i>	Ž	156	5.7	3.6	2.5	1.2
C55	Materica, neoznačeni deo <i>Uterus, unspecified part</i>	Ž	61	2.2	1.4	0.9	0.4
C56	Jajnik <i>Ovary</i>	Ž	296	10.8	7.5	5.4	3.2
C57	Ženski genitalni organi, drugi neoznačeni organi <i>Other &amp; unspec. parts of fem. gen.org.</i>	Ž	16	0.6	0.4	0.3	0.1
C58	Placenta <i>Placenta</i>	Ž	0	0.0	0.0	0.0	0.0
C60	Penis <i>Penis</i>	M	23	0.9	0.7	0.4	0.2
C61	Prostata <i>Prostate</i>	M	781	30.1	20.3	12.1	1.7
C62	Testis <i>Testis</i>	M	20	0.8	0.6	0.5	0.1
C63	Muški genitalni organi, drugi neoznačeni organi <i>Other &amp; unspec. male genital organs</i>	M	1	0.0	0.0	0.0	0.0
C64	Bubreg <i>Kidney, except renal pelvis</i>	M Ž	171 101	6.6 3.7	5.1 2.4	3.5 1.6	1.8 0.7
C65	Bubrežna karlica <i>Renal pelvis</i>	M Ž	10 7	0.4 0.3	0.3 0.1	0.2 0.1	0.1 0.0
C66	Ureter <i>Ureter</i>	M Ž	7 5	0.3 0.2	0.2 0.1	0.1 0.1	0.1 0.0
C67	Mokraćna bešika <i>Bladder</i>	M Ž	312 113	12.0 4.1	8.6 2.4	5.4 1.5	1.7 0.5
C68	Urinarni organi, drugi neoznačeni organi <i>Other &amp; unspecified urinary organs</i>	M Ž	4 3	0.2 0.1	0.1 0.1	0.1 0.0	0.0 0.0
C69	Okno, pripoji oka <i>Eye and adnexa</i>	M Ž	13 6	0.5 0.2	0.4 0.1	0.3 0.1	0.1 0.1
C70	Moždanice <i>Meninges</i>	M Ž	8 14	0.3 0.5	0.3 0.4	0.2 0.3	0.1 0.2
C71	Mozak <i>Brain</i>	M Ž	289 223	11.1 8.1	8.9 5.9	6.5 4.5	3.6 2.0
C72	Centralni nervni sistem, drugi delovi <i>Spinal cord, cran. nerv. &amp; oth. parts of CNS</i>	M Ž	4 5	0.2 0.2	0.1 0.1	0.1 0.1	0.0 0.1
C73	Štitasta žlezda <i>Thyroid gland</i>	M Ž	16 27	0.6 1.0	0.5 0.6	0.3 0.4	0.2 0.1
C74	Nadbubrežna žlezda <i>Adrenal gland</i>	M Ž	20 6	0.8 0.2	0.6 0.2	0.4 0.1	0.2 0.1
C75	Endokrine žlezde, druge <i>Other endocrine glands &amp; related structures</i>	M Ž	5 1	0.2 0.0	0.1 0.0	0.1 0.0	0.0 0.0
C76	Ostale lokalizacije <i>Other &amp; ill defined sites</i>	M Ž	46 108	1.8 3.9	1.3 2.4	0.9 1.6	0.4 0.5
C77-C80	Sekundarne lokalizacije, bez označene lokalizacije <i>Unspec. mal. neo. of lymph nod. &amp; without of spec. of site</i>	M Ž	304 256	11.7 9.3	9.0 6.1	6.1 4.1	2.8 1.9
C81	Hodgkinova bolest <i>Hodgkin's disease</i>	M Ž	19 23	0.7 0.8	0.6 0.7	0.5 0.5	0.1 0.2
C82	Folikularni ne-Hodgkinov limfom <i>Follicular non-Hodgkin's lymphoma</i>	M Ž	17 13	0.7 0.5	0.5 0.3	0.3 0.2	0.1 0.1
C83	Difuzni ne-Hodgkinov limfom <i>Diffuse non-Hodgkin's lymphoma</i>	M Ž	60 49	2.3 1.8	1.8 1.3	1.2 0.9	0.6 0.4
C84	Periferni i kožni limfom T-ćelija <i>Peripheral &amp; cutaneous T-cell lymphomas</i>	M Ž	11 2	0.4 0.1	0.3 0.0	0.2 0.0	0.2 0.0
C85	Ne-Hodgkinovi limfomi, drugi <i>Other &amp; unspecified types of non-Hodgkin's lymphoma</i>	M Ž	56 48	2.2 1.8	1.7 1.2	1.2 0.8	0.6 0.4
C88	Zloćudne imunoproliferativne bolesti <i>Malignant immunoproliferative diseases</i>	M Ž	6 4	0.2 0.1	0.1 0.1	0.1 0.0	0.0 0.0
C90	Multipli mijelom i drugi zloćudni tumori plazma ćelija <i>Multiple myeloma and malignant plasma cell neoplasms</i>	M Ž	92 59	3.5 2.2	2.6 1.3	1.7 0.9	0.7 0.3
C91	Limfoidna leukemija <i>Lymphoblastic, lymphoid leukaemia</i>	M Ž	115 76	4.4 2.8	3.3 1.8	2.3 1.3	0.7 0.3
C92	Mijeloidna leukemija <i>Myeloid leukaemia</i>	M Ž	110 96	4.2 3.5	3.3 2.4	2.4 1.8	1.0 0.8
C93	Monocitna leukemija <i>Monocytic leukaemia</i>	M Ž	8 6	0.3 0.2	0.3 0.1	0.2 0.1	0.1 0.1
C94	Leukemije, druge <i>Other leukaemias of specified cells</i>	M Ž	5 2	0.2 0.1	0.1 0.0	0.1 0.0	0.0 0.0
C95	Leukemije, neoznačene <i>Leukaemia, unspecified cell type</i>	M Ž	14 9	0.5 0.3	0.4 0.2	0.2 0.2	0.0 0.0
C96	Drugi zloćudni tumori hematopoeznog sistema <i>Oth. &amp; unspec. mal. neo. of lymph. haematopoietic &amp; related tissue</i>	M Ž	6 9	0.2 0.3	0.2 0.2	0.1 0.1	0.0 0.1
C00-C96 (C44)	Sve lokalizacije, bez kože <i>All sites but skin</i>	M Ž	8540 6393	329.2 233.3	249.3 155.4	169.3 108.2	78.2 54.9