

Institut za zaštitu zdravlja Srbije "Dr Milan Jovanović - Batut"

Institute of Public Health of Serbia " Dr Milan Jovanović - Batut"

Centar za prevenciju i kontrolu nezaraznih oboljenja

Center for prevention and control of noncommunicable diseases



**INCIDENCIJA I MORTALITET OD RAKA  
U CENTRALNOJ SRBIJI**  
**CANCER INCIDENCE AND MORTALITY  
IN CENTRAL SERBIA**  
**2000**

REGISTAR ZA RAK U CENTRALNOJ SRBIJI

CANCER REGISTRY OF CENTRAL SERBIA



ISBN 86-7358-030-7

IZVEŠTAJ BR.2

REPORT No.2

Beograd, 2004.

Institut za zaštitu zdravlja Srbije "Dr Milan Jovanović - Batut"  
Institute of Public Health of Serbia " Dr Milan Jovanović - Batut"

Centar za prevenciju i kontrolu nezaraznih oboljenja  
Center for prevention and control of noncommunicable diseases



# INCIDENCIJA I MORTALITET OD RAKA U CENTRALNOJ SRBIJI

CANCER INCIDENCE AND MORTALITY  
IN CENTRAL SERBIA

2000

REGISTAR ZA RAK U CENTRALNOJ SRBIJI  
CANCER REGISTRY OF CENTRAL SERBIA



ISBN 86-7358-030-7

IZVEŠTAJ BR. 2  
REPORT No.2

Beograd, 2004.

**Izdavač**

Institut za zaštitu zdravlja Srbije “Dr Milan Jovanović - Batut”

**Published by**

Institute of Public Health of Serbia “ Dr Milan Jovanović - Batut”

**Direktor**

Prof. dr Ivanka Gajić

**Director**

Ivanka Gajić MD ,PhD

**Centar za prevenciju i kontrolu nezaraznih oboljenja**

**Center for prevention and control of noncommunicable diseases**

Mr sc. dr Anđelka Vukičević- načelnik / **Head**

Mr sc. dr Dragan Miljuš

Dr Snežana Živković

Mr sc. dr Nataša Mickovski - Katalina

Dr Ivana Rakočević

Dr Snežana Plavšić

Ing. statistike Sanja Savković

**Uređivački odbor**

**Editorial Board**

Mr sc. dr Anđelka Vukičević

Mr sc. dr Dragan Miljuš

Dr Snežana Živković

**Dizajn i priprema za štampu**

**Design and typesetting**

Mr sc. dr Dragan Miljuš

Dr Snežana Živković

**Lektor**

**Proofread**

Mr Tamara Gruden

**Korespondencija**

**Correspondence to**

Mr sc. dr Anđelka Vukičević

Institut za zaštitu zdravlja Srbije

Dr Subotića 5, 11 000 Beograd, Srbija, Jugoslavija

Tel: +381 (011) 2684 566/160

Fax: +381 (011) 2684 140

E-mail: [nezaraznibatut@yahoo.com](mailto:nezaraznibatut@yahoo.com)

Web site://[www.batut.org.yu](http://www.batut.org.yu)

**Štampa**

**Printed by**

Studio PLUS, Beograd

**SADRŽAJ / CONTENTS****Strana / Page****Uvod i objašnjenja****Introduction and Comments**

..... 8

**Tabele i slike / Tables and Figures**

1. Broj stanovnika prema uzrastu i polu, centralna Srbija, 2000. godina  
Population of Central Serbia by age and sex, 2000.. ..... 12
2. Broj stanovnika prema okruzima i polu, centralna Srbiji, 2000. godina  
Population of Central Serbia by administrative regions by sex, 2000.. ..... 12
3. Stanovništvo prema uzrastu i polu, centralna Srbija, 2002 i 2000. godina  
Population of Central Serbia by age and sex, 2002 and 2000..... 12
4. Broj novoobolelih i umrlih osoba od raka prema polu,  
centralna Srbija, 1990 - 2000.  
Number of new cancer cases and death cancer cases by sex, Central Serbia, 1990 - 2000 .....13
5. Vodeće lokalizacije u obolevanju od raka prema polu,  
centralna Srbija, 2000. godina  
The leading cancer sites by sex, Central Serbia, 2000 ..... 14
6. Vodeće lokalizacije u umiranju od raka prema polu,  
centralna Srbija, 2000. godina  
Deaths for leading cancer sites by sex, Central Serbia, 2000 .....15
7. Broj novoobolelih slučajeva od raka prema vodećim lokalizacijama,  
okruzima i polu, centralna Srbija, 2000. godina  
Number of new cancer cases by sex and leading primary sites, CentralSerbia,2000.....16
8. Stope incidencije od raka prema vodećim lokalizacijama, okruzima  
i polu, centralna Srbija, 2000. godina  
Crude cancer incidence rates by sex and leading primary sites, Central Serbia, 2000 ... ..... 17
9. Standardizovane stope incidencije od raka prema vodećim lokalizacijama,  
okruzima i polu, centralna Srbija, 2000. godina  
Standardized cancer incidence rates by sex and leading primary sites, Central Serbia, 2000..... 18
10. Broj umrlih slučajeva od raka prema prema vodećim lokalizacijama,  
okruzima i polu, centralna Srbija, 2000. godina  
Number of death cancer cases by sex and leading primary sites,  
Central Serbia, 2000 ..... 19
11. Stope mortaliteta od raka prema vodećim lokalizacijama, okruzima i  
polu, centralna Srbija, 2000. godina  
Crude cancer mortality rates by sex and leading primary sites,  
Central Serbia, 2000 ..... 20

12. Standardizovane stope mortaliteta od raka prema vodećim lokalizacijama, okruzima i polu, centralna Srbija, 2000. godina Standardized cancer mortality rates by sex and leading primary sites, Central Serbia, 2000 .....	21
13. Standardizovane i uzrasno-specifične stope incidencije i mortaliteta od svih lokalizacija raka prema polu, centralna Srbija, 2000. godina Standardized and age-specific incidence and mortality rates of all sites by sex, Central Serbia, 2000 .....	22
14. Standardizovane i uzrasno-specifične stope incidencije i mortaliteta od raka pluća prema polu, centralna Srbija, 2000. godina Standardized and age-specific cancer incidence and mortality rates of lung cancer by sex, Central Serbia, 2000 .....	24
15. Standardizovane i uzrasno-specifične stope incidencije i mortaliteta od raka debelog creva i rektuma prema polu, centralna Srbija, 2000. godina Standardized and age-specific cancer incidence and mortality rates of colon and rectum cancer by sex, Central Serbia, 2000.....	26
16. Standardizovane i uzrasno-specifične stope incidencije i mortaliteta od raka prostate, centralna Srbija, 2000. godina Standardized and age-specific cancer incidence and mortality rates of prostate cancer, Central Serbia, 2000 .....	28
17. Standardizovane i uzrasno-specifične stope incidencije i mortaliteta od raka dojke kod žena, centralna Srbija, 2000. godina Standardized and age-specific cancer incidence and mortality rates of breast cancer in females, Central Serbia, 2000 .....	29
18. Standardizovane i uzrasno-specifične stope incidencije i mortaliteta od raka želuca kod muškaraca, centralna Srbija, 2000. godina Standardized and age-specific cancer incidence and mortality rates of stomach cancer in males, Central Serbia, 2000 .....	30
19. Standardizovane i uzrasno-specifične stope incidencije i mortaliteta od raka grlića materice, centralna Srbija, 2000. godina Standardized and age-specific cancer incidence and mortality rates of cervix uteri cancer, Central Serbia, 2000 .....	31
20. Standardizovane i uzrasno-specifične stope incidencije i mortaliteta od raka mokraćne bešike kod muškaraca, centralna Srbija, 2000. godina Standardized and age-specific cancer incidence and mortality rates of bladder cancer in males, Central Serbia, 2000 .....	32
21. Standardizovane i uzrasno-specifične stope incidencije i mortaliteta od raka tela materice, centralna Srbija, 2000. godina Standardized and age-specific cancer incidence and mortality rates of corpus uteri, Central Serbia, 2000 .....	33

22. Ukupan broj novoobolelih od raka i broj novoobolelih od raka sa procentom registrovanih samo na osnovu prijave smrti, prema primarnoj lokalizaciji i polu, centralna Srbija, 2000. godina Total number of new cancer cases and number and percentage of cases registered from death certificates only, of corpus uteri, Central Serbia, 2000 .....	34
23. Broj novoobolelih slučajeva od raka, prema primarnoj lokalizaciji, uzrastu i polu, centralna Srbija, 2000. godina Number of new cancer cases by primary site, age and sex, Central Serbia, 2000.....	37
24. Sirove i standardizovane stope incidencije od raka na 100 000 stanovnika, prema primarnoj lokalizaciji, uzrastu i polu, centralna Srbija, 2000. godina Crude and standardized cancer incidence rates per 100 000 population by primary site, age and sex, Central Serbia, 2000.....	39
25. Broj umrlih slučajeva od raka, prema primarnoj lokalizaciji, uzrastu i polu, centralna Srbija, 2000. godina Number of death cancer cases by primary site, age and sex, Central Serbia, 2000.....	41
26. Sirove i standardizovane stope mortaliteta od raka na 100 000 stanovnika, prema primarnoj lokalizaciji, uzrastu i polu, centralna Srbija, 2000. godina Crude and standardized cancer mortality rates per 100 000 population by primary site, age and sex, Central Serbia, 2000.....	43
27. Ukupan broj novoobolelih, broj i procenat histološki i citološki verifikovanih slučajeva raka prema primarnoj lokalizaciji i polu, centralna Srbija, 2000. godina Total number of new cancer cases, number and percentage of histologically and cytologically confirmed cancer cases, by primary site and sex, Central Serbia, 2000 .....	45
28. Broj novoobolelih i incidencija od raka prema primarnoj lokalizaciji, uzrastu i polu, centralna Srbija, 2000. godina Number of new cancer cases and cancer incidence rates by primary site, age and sex, Central Serbia, 2000 .....	47
29. Broj umrlih i mortalitet od raka prema primarnoj lokalizaciji, uzrastu i polu, centralna Srbija, 2000. godina Number of death cancer cases and cancer mortality rates by primary site, age and sex, Central Serbia, 2000 .....	49

U realizaciji ovog izveštaja učestvovali su zdravstveni radnici i saradnici:

- *Instituta za zaštitu zdravlja u Nišu i Kragujevcu;*
- *Zavoda za zaštitu zdravlja na teritoriji centralne Srbije;*
- *Hospitalnog Registra za rak Instituta za onkologiju i radiologiju Srbije;*
- *Instituta kliničkog centra Srbije i kliničkog centra u Nišu;*
- *Kliničko bolničkih centara u Beogradu i Kragujevcu;*
- *Instituta za zdravstvenu zaštitu majke i deteta "Dr Vukan ^upić";*
- *Univerzitetske dečije klinike u Beogradu;*
- *Ginekološko akušerske klinike "Narodni front";*
- *Zdravstvenih centara;*
- *Specijalnih / opštih bolnica, i*
- *Domova zdravlja na teritoriji centralne Srbije.*

*Health experts and administrative staff from the following institutions participated in the realization of this Report:*

- *Institutes of Public Health of Nis and Kragujevac;*
- *Institutes of Public Health on the territory of Central Serbia;*
- *Hospital Cancer Register of the Oncology and Radiology Institute of Serbia;*
- *Institutes of the Clinical Centre of Serbia and the Clinical Centre of Nis;*
- *Clinical-Hospital Centres in Belgrade and Kragujevac;*
- *Institute for Health Care of Mother and Child "Dr Vukan ^upić";*
- *University Childrens' Clinic in Belgrade;*
- *Gyneacology and Obstetrics Clinic "Narodni front";*
- *Health Centres;*
- *Special / General Hospitals and*
- *Primary Health Centres on the territory of Central Serbia.*

## UVOD

Populacioni registar za rak osnovan je u Srbiji 1970. godine na osnovu Plana statističkih istraživanja od interesa za Republiku (Sl. glasnik SRS br. 32/69). U cilju primene jedinstvene metodologije u vođenju Registra u svim teritorijalnim jedinicama bivše Jugoslavije, 1986. godine doneti su Uputstvo o načinu i postupku prijavljivanja lica obolelih od malignih neoplazmi (Sl. list SFRJ, br. 3/86) i Pravilnik o obrascu Registra i načinu njegovog vođenja, obrascu prijave i postupku prijavljivanja i odjavljivanja određenih bolesti (Sl. glasnik SRS, br. 42/86).

Neprecizno uputstvo, nedovoljna edukacija zdravstvenih radnika, kao i nedostatak informatičke podrške imali su za posledicu subregistraciju novoootkrivenih slučajeva raka, kao i relativno loš kvalitet podataka na samoj prijavi. U periodu od 1986. do 1995. godine, broj obolelih slučajeva malignih tumora koji su prijavljeni Registru bio je približno isti ili čak i manji od broja umrlih od raka.

Polazeći od zakonske obaveze i uloge Registra (pre svega, za procenu opterećenosti društva rakom, donošenje programa primarne prevencije, planiranje onkološke zdravstvene zaštite, kao i za klinička i epidemiološka istraživanja), u toku 1996. godine pristupljeno je njegovoj reorganizaciji u skladu sa preporukama Internacionalne (International Agency for Research on Cancer - IACR) i Evropske (European Network of Cancer Registries - ENCR) asocijacije registara za rak.

Reorganizacija je obuhvatala:

- decentralizaciju (registri se vode na nivou okruga, a baza podataka za centralnu Srbiju se nalazi u Institutu za zaštitu zdravlja Srbije),
- pored pasivnog i aktivni način prikupljanja podataka,
- nove izvore informacija,
- edukaciju zdravstvenih radnika,
- informatičku podršku i povratni sistem informacija.

Zahvaljujući uspešnoj reorganizaciji, u toku 1998. godine Registar za rak u centralnoj Srbiji je primljen u Internacionalnu (IACR) i Evropsku asocijaciju registara za rak (ENCR).

Posle navedenih aktivnosti i vremenskog perioda od nekoliko godina, koji je neophodan za stabilnost podataka, ostvareni su uslovi za izradu prvog izveštaja u decembru 2000. godine.

U registrima koji funkcionišu više decenija, zbog mnogobrojnih izvora podataka i potrebe za njihovom proverom i analizom, uobičajeni vremenski period za prikupljanje podataka iznosi dve godine posle čega se publikuje izveštaj.



## INTRODUCTION

The Population Register for Cancer was formed in Serbia in 1970, originated from the Plan of Statistical Research of Interest for the Republic (Official Gazette of the Republic of Serbia No. 32/69). In 1986, aiming to apply a unified Register implementation methodology in all territorial units of Former Yugoslavia, the Guidelines On Ways And Procedures Of Reporting Persons With Malign Neoplasms (Official Gazette SFRY, No. 3/86) and the Regulation Book For The Register Form And The Method Of Updating, The Report Forms And Reporting And Cancelation Procedures For Certain Diseases (Official Gazette of the Republic of Serbia No. 42/86) were adopted.

Unprecise Guidelines, insufficient education of the medical personnel, as well as the lack of informatics support resulted in the subregistration of newly found cases of cancer, as well as a relatively poor quality of data on the report forms themselves. In the period of 1986 - 1995, the number of cases with malignant tumors reported to the Register was approximately the same or even lower compared to the number of cases deceased from cancer.

Starting from legal obligations and role of the Register, (foremost for the evaluation of the cancer burden on society, adoption of primary prevention programs, planning oncology health care, as well as clinical and epidemiological research), the reorganization of the Register began in 1996, in accordance with the recommendations of the International Agency for Research on Cancer - IACR, and European Network of Cancer Registries - ENCR.

The reorganization encompassed:

- Decentralization (registers are formed on the level of regions, while the main database for Central Serbia is located in the Institute of Public Health of Serbia)
- Apart from passive, active data collection
- New sources of information
- Education of medical personnel
- Informatics support
- Feedback system of information.

During 1998, due to a successful reorganization, the Cancer Register in Central Serbia was admitted into the International Agency for Research on Cancer (IACR) and European Network of Cancer Registries (ENCR).

Following the afore-mentioned activities and several years period necessary for achieving stability of the data, conditions were created for issuing the first Report in December 2000.

In Registers functioning over a period of several decades, due to numerous data sources and the need to check and analyze them, the usual time span for data collection is two years, after which the Report is published.

## METOD

Registar za rak u centralnoj Srbiji obuhvata podatke o: ličnim karakteristikama obolelih/umrlih, mogućoj pojavi multiplog primarnog tumora, datumu utvrđivanja sadašnjeg oboljenja, načinu dijagnostike, karakteristikama tumora (primarna i sekundarna anatomska lokalizacija, histološki tip, stadijum), ishodu bolesti, kao i podatke o zdravstvenoj ustanovi koja je prijavila maligni tumor.

Izvori informacija o obolelim/umrlim od raka su podaci iz instituta za onkologiju, onkoloških dispanzera, onkoloških klinika, bolničkih i vanbolničkih zdravstvenih ustanova, patohistoloških/citoloških, hematoloških i drugih laboratorija, prijava smrti, fondova zdravstvenog osiguranja i ciljanih istraživanja.

Informatičku podršku Registru pružio je programski paket CanReg3 (Department of Descriptive Epidemiology, IARC, Lyon, France, 1998).

U cilju obezbeđenja kvalitetnog prikupljanja, unosa, čuvanja, obrade i analize podataka u Registru, primenjena je metodologija međunarodnih asocijacija (IARC i ENCR) registara za rak.

Za analizu umiranja od malignih tumora u centralnoj Srbiji u 2000. godini, korišćeni su nepublikovani podaci Republičkog zavoda za statistiku.

Izvor podataka o populaciji bila je procena stanovništva za 2000. godinu (Centar za demografska istraživanja - Institut za društvene nauke, Beograd, 2004).

Maligni tumori su šifrirani prema Međunarodnoj klasifikaciji bolesti - deseta revizija, knjiga 1- (šifre C00-C96) i prema Međunarodnoj klasifikaciji onkoloških bolesti - drugo izdanje (šifre 8000/3-9941/3) - International Classification of Diseases for Oncology - Third Edition, World Health Organization, 2000, Geneva. Registrom nisu obuhvaćeni tumori "in situ" (šifre D00-D09).

U izveštaju pored sirovih prikazane su i standardizovane stope incidencije (tabele 37-55) i mortaliteta (tabele 75-96) na populaciju sveta (ASR-W). Navedene stope standardizovane su metodom direktne standardizacije, a kao standardna populacija korišćena je populacija sveta (ASR-W), Evrope (ASR-E) i Frankova (ASR-TRUNC).

Učešće prijavljenih slučajeva malignih tumora koji su registrovani samo na osnovu prijave smrti (tabela 17), kao i učešće histološki i citološki verifikovanih malignih tumora (tabela 94) u ukupnom broju prijavljenih malignih tumora, bili su osnov za procenu kvaliteta podataka Registra.

## METHOD

The Central Serbia Cancer Register includes the following data: personal characteristics of new cases/deceased, possible appearance of multiple primary tumors, date of determination of current illness, diagnostic methods, tumor characteristics (primary and secondary anatomy localization, histology type, stage), outcome of the disease, as well as data on the health institution reporting the malign tumor.

Information sources concerning new cancer cases/deceased cases are data from the oncology institutes, oncology dispensaries, oncology clinics, hospitals and out-patients health institutions, pathology/cytology, hematology and other laboratories, death reports, health insurance funds and targeted research.

The Register is informatically supported by the CanReg3 program package (Department of Descriptive Epidemiology, IARC, Lyon, France, 1998).

With the aim of providing quality in collection, entry, keeping, processing and analysis of data in the Register, the methodology of international associations was applied (IARC I ENCR) for cancer registers.

Unpublished data of the Republic Statistics Institute were used for the analysis of death due to malign tumors in Central Serbia in 2000.

The source of data concerning the population was the 2000 estimate, (Demographic Research Center, Institute of social Sciences, Belgrade, 2004).

Malign tumors are coded according to the International Classification of Diseases - Tenth Revision, Volume 1 (codes C00-C96) and according to the International Classification of Diseases for Oncology - Third Edition (codes 8000/3-9941/3), World Health Organization, 2000, Geneva. The Register does not include tumors "in situ" (codes D00-D09).

Apart from crude rates, the Report includes standardized incidence rates (tables 37-55) and mortality rates (tables 75-96) on World population (ASR-W). These rates were standardized by the method of direct standardization, with the World (ASR-W), European (ASR-E) or truncated (ASR-TRUNC) population as the standard population.

The percentage of new malign tumor cases registered only on the basis of death reports (table 17), as well as the percentage of histologically and cytologically verified malign tumors (table 94) out of the total number of reported cancer cases, were the foundation for the evaluation of Register data quality.

## DEFINICIJE

Incidencija je broj novodijagnostikovanih slučajeva raka u definisanoj populaciji, prijavljenih registru u datoj kalendarskoj godini.

Uzrasno specifična stopa incidencije je broj novoobolelih od raka u definisanoj uzrasnoj grupi (najčešće petogodišnji interval) na 100.000 stanovnika te uzrasne grupe.

Mortalitet je broj slučajeva umrlih od raka koji se javljaju u definisanoj populaciji tokom određenog vremenskog perioda.

Uzrasno specifična stopa mortaliteta je broj umrlih od raka u definisanoj uzrasnoj grupi (najčešće petogodišnji interval) na 100.000 stanovnika te uzrasne grupe.

Standardizovane stope incidencije i mortaliteta predstavljaju fiktivne vrednosti koje se dobijaju određenim tehničkim postupkom, uvođenjem standardne populacije, obično je to: populacija sveta (ASR-W), Evrope (ASR-E) ili tranka (ASR-TRUNC). Njima se prevazilaze razlike (najčešće po polu i uzrastu) koje postoje u različitim populacijama, tako da su pogodne za poređenje.

## DEFINITIONS

Incidence is the number of newly diagnosed cancer cases in a defined population, reported to the Register in the given calendar year.

The age-specific incidence rate is the number of new cancer cases in a defined age-group (usually five-year interval) per 100 000 population of that age group.

Mortality is the number of cases deceased from cancer appearing in a defined population during a determined period of time.

The age-specific mortality rate is the number of deceased from cancer in a defined age-group (usually five-year interval) per 100 000 population of that age group.

Standardized incidence and mortality rates represent fictive values reached by a certain technique, introducing standard population: usually World (ASR-W), European (ASR-E) or truncated population (ASR-TRUNC). They are used to eliminate differences (mostly gender and age) existing in different populations and are, therefore, convenient for comparison.

**Tabela 1. Broj stanovnika prema uzrastu i polu, centralna Srbija, 2000\*. godina**
**Table 1. Population of Central Serbia by age and sex, 2000\***

Uzrast Age	Muškarci Males	Žene Females	Ukupno Total
0-4	138101	131238	269339
5-9	154581	147119	301700
10-14	169922	161882	331804
15-19	187361	179876	367237
20-24	190429	184814	375243
25-29	180105	179945	360050
30-34	170589	174336	344925
35-39	177993	182826	360819
40-44	196722	200964	397686
45-49	228764	230381	459145
50-54	184950	192365	377315
55-59	141038	152064	293102
60-64	162573	181400	343973
65-69	163317	191619	354936
70-74	121434	159692	281126
75+	104067	162453	266520
<b>Ukupno (Total)</b>	<b>2671946</b>	<b>2812974</b>	<b>5484920</b>

**Tabela 2. Broj stanovnika prema okruzima i polu, centralna Srbija, 2000\*. godina**
**Table 2. Population of Central Serbia by administrative districts by sex, 2000\***

Teritorija District	Muškarci Males	Žene Females	Ukupno Total
Grad Beograd	744689	821562	1566251
Kolubarski	95664	98255	193919
Mačvanski	164526	168157	332683
Raški	142649	147264	289913
Moravički	110982	114901	225883
Zlatiborski	155993	159992	315985
Rasinski	127967	133818	261785
Šumadijski	147170	153772	300942
Pomoravski	111166	118163	229329
Braničevski	97394	104520	201914
Podunavski	104113	107635	211748
Zaječarski	67936	72532	140468
Borski	72858	75930	148788
Nišavski	189116	194930	384046
Pčinjski	112750	113686	226436
Jablanički	121293	122276	243569
Toplički	51645	52010	103655
Pirotski	54035	53571	107606
<b>Centralna Srbija (Central Serbia)</b>	<b>2671946</b>	<b>2812974</b>	<b>5484920</b>

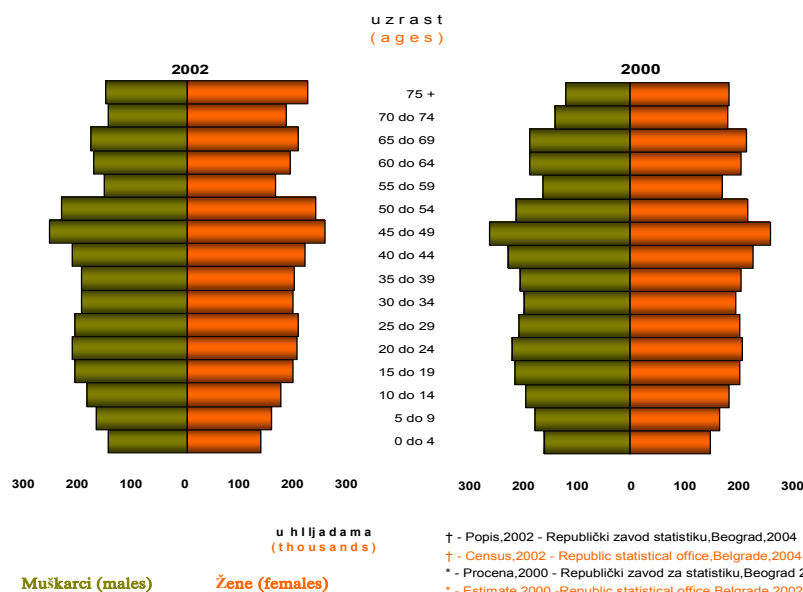
**Slika 1. Stanovništvo prema uzrastu i polu, centralna Srbija, 2002† i 2000\*. godina**
**Figure 1. Population of Central Serbia by age and sex, 2002† and 2000\***


Tabela 3. Broj novoobolelih osoba od raka prema polu, centralna Srbija, 1990 - 2000. godina  
Table 3. Number of new cancer cases by sex, Central Serbia, 1990 - 2000

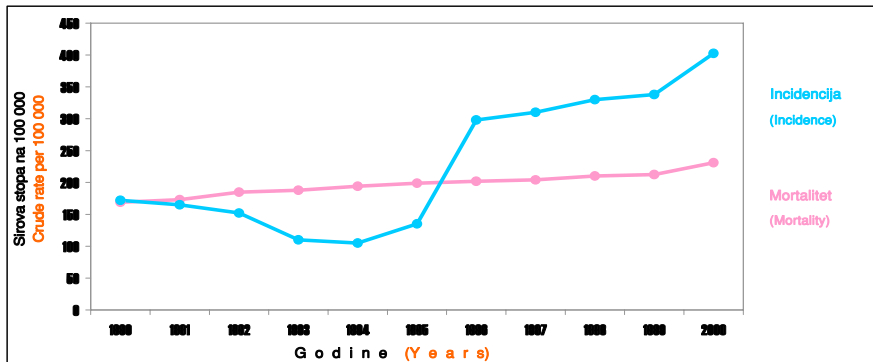
P o l (Sex)	G o d i n e (Y e a r s)										
	1990*	1991*	1992*	1993*	1994*	1995*	1996*	1997*	1998*	1999	2000
Muškarci (Males)	4879	4479	4417	2900	2639	3101	8987	9412	9788	9964	11270
Žene (Females)	5019	4696	4174	3354	3250	3955	8236	8562	9053	9661	10853
Ukupno (Total)	9898	9175	8591	6254	5889	7056	17223	17974	18841	19625	22123

\* subregistracija (subregistration)

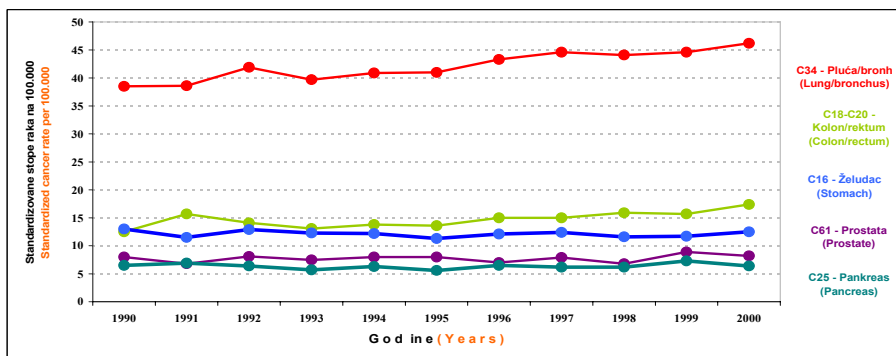
Tabela 4. Broj umrlih osoba od raka prema polu, centralna Srbija, 1990 - 2000. godina  
Table 4. Number of death cancer cases by sex, Central Serbia, 1990 - 2000

P o l (Sex)	G o d i n e (Y e a r s)										
	1990	1991	1992	1993	1994	1995	1996	1997	1998	1999	2000
Muškarci (Males)	5612	5658	6083	6093	6146	6287	6488	6736	6874	6962	7206
Žene (Females)	4202	4303	4544	4581	4569	4907	4919	5052	5288	5350	5447
Ukupno (Total)	9814	9961	10627	10684	10715	11194	11407	11788	12162	12312	12653

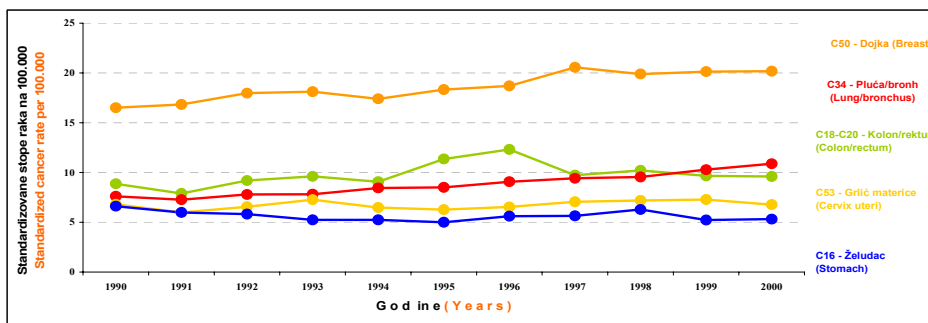
Slika 2. Incidencija i mortalitet od raka na 100 000 stanovnika, centralna Srbija, 1990 - 2000. godina  
Figure 2. Cancer incidence and mortality rates per 100 000 population, Central Serbia, 1990 - 2000.



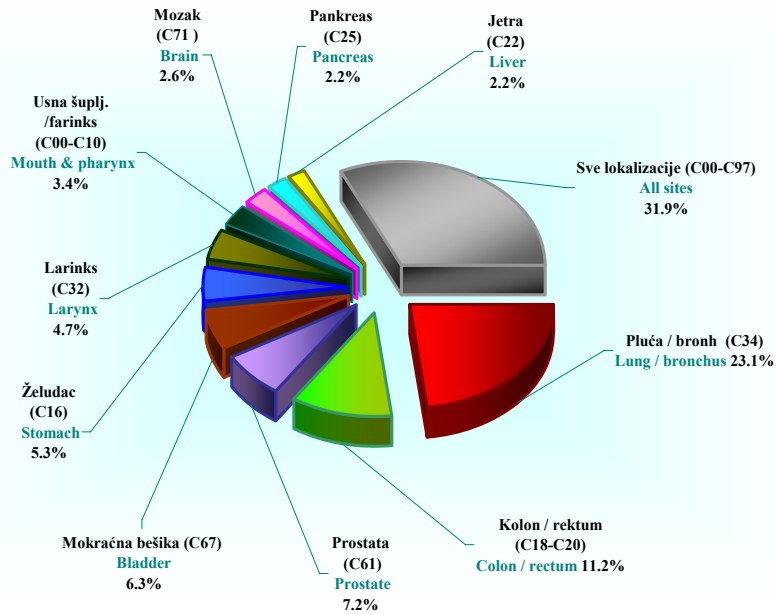
Slika 3. Standardizovane stope mortaliteta od vodećih lokalizacija raka na 100.000 stanovnika, muškarci, centralna Srbija, 1990 - 2000. godina  
Figure 3. Standardized cancer mortality rates per 100.000 population, males, Central Serbia, 1990 - 2000



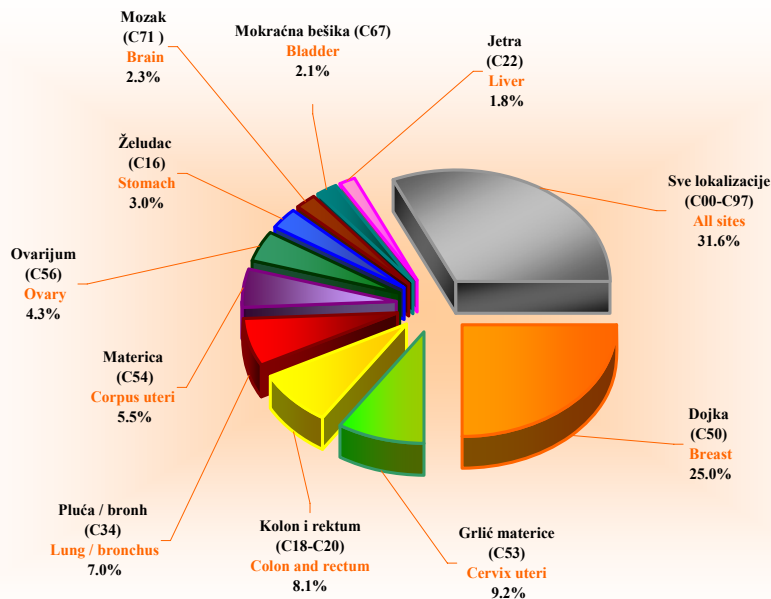
Slika 4. Standardizovane stope mortaliteta od vodećih lokalizacija raka na 100.000 stanovnika, žene, centralna Srbija, 1990 - 2000. godina  
Figure 4. Standardized cancer mortality rates per 100.000 population, females, Central Serbia, 1990 - 2000



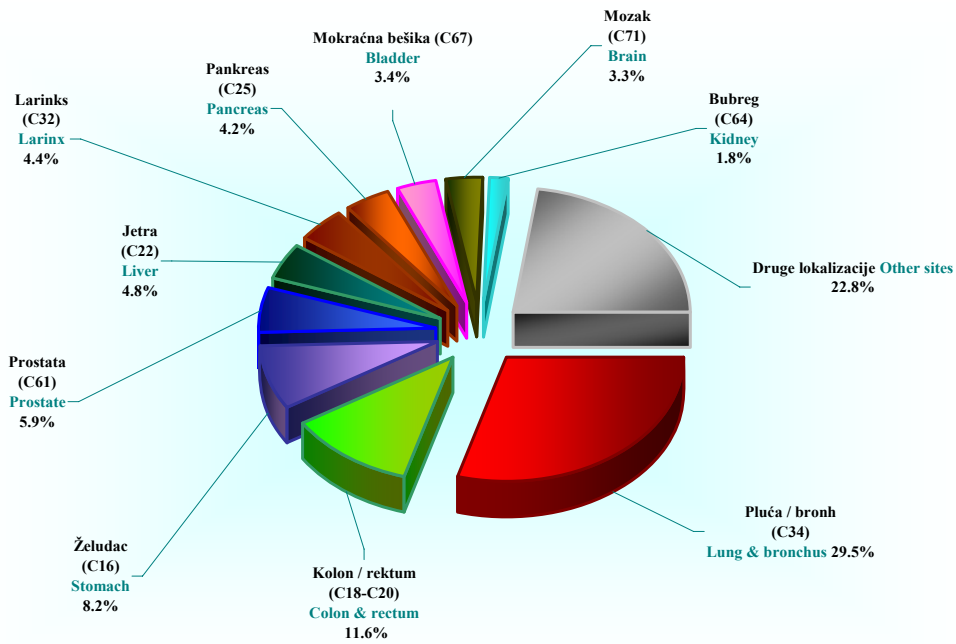
Slika 5. Vodeće lokalizacije u obolevanju od malignih tumora kod muškaraca, centralna Srbija, 2000.god.  
 Figure 5. The leading cancer sites in males, Central Serbia, 2000



Slika 6. Vodeće lokalizacije u obolevanju od malignih tumora kod žena, centralna Srbija, 2000. god.  
 Figure 6. The leading cancer sites in females, Central Serbia, 2000



Slika 7. Vodeće lokalizacije u umiranju od malignih tumora kod muškaraca, centralna Srbija, 2000. god.  
 Figure 7. The leading cancer sites, deaths, males in Central Serbia, 2000



Slika 8. Vodeće lokalizacije u umiranju od malignih tumora kod žena, centralna Srbija, 2000. god.  
 Figure 8. The leading cancer sites, deaths, females in Central Serbia, 2000

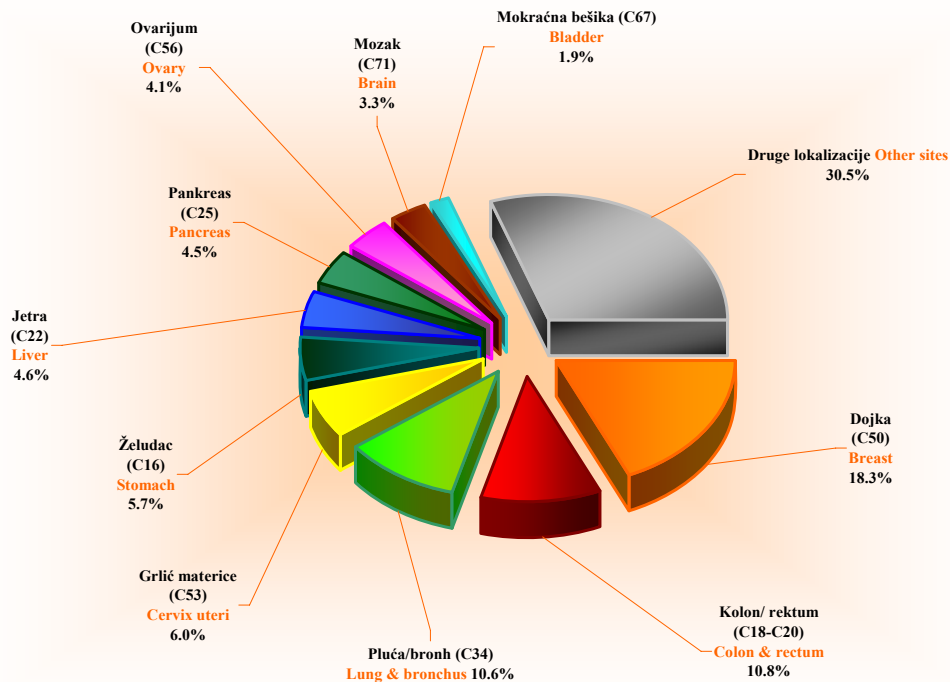




Tabela 5. Broj novoobolelih slučajeva od raka prema vodećim lokalizacijama i okruzima, muškarci, centralna Srbija, 2000. godina

Table 5. Number of new cancer cases by leading primary sites, males, regions in Central Serbia, 2000

Primarne lokalizacije (10-MKB) Primary sites (ICD-10)	centralna Srbija	O k r u g ( R e g i o n )																	
		Grad Beograd	Kolubarski	Mačvanski	Raški	Moravički	Zlatiborski	Rasinski	Šumadijski	Pomoravski	Braničevski	Podunavski	Zaječarski	Borski	Nišavski	Pčinjski	Jablanički	Toplički	Pirotski
Pluća / bronh, (C34) Lung and bronchus	2603	1011	106	120	123	93	140	137	150	76	75	73	26	41	162	85	94	48	43
Kolon / rektum (C18-C20) Colon and rectum	1265	503	31	52	53	42	55	56	89	36	48	30	41	12	107	22	30	27	31
Prostata (C61) Prostate	813	377	24	25	29	36	33	29	50	30	26	9	30	9	39	11	19	8	29
Mokraćna bešika (C67) Bladder	707	273	25	26	34	41	38	38	42	21	18	21	16	7	48	19	15	6	19
Želudac (C16) Stomach	595	210	21	39	35	22	25	21	27	22	19	20	9	4	37	12	32	27	13
Larinks (C32) Larynx	531	168	12	22	35	24	27	37	38	22	23	19	9	7	25	16	23	15	9
Usna šuplj. /farinks (C00-C10) Mouth and pharynx	379	118	6	18	14	17	13	17	26	16	21	18	13	9	24	14	20	5	10
Mozak (C71) Brain	298	121	7	6	20	11	16	15	22	10	8	10	2	2	18	4	10	7	9
Pankreas (C25) Pancreas	245	103	14	13	18	7	11	1	20	9	4	3	7	1	14	6	8	4	2
Jetra (C22) Liver	244	76	9	9	17	10	8	6	23	6	4	1	2	2	40	4	10	8	9
Bubreg (C64) Kidney	242	94	6	12	12	8	18	15	16	4	8	8	6	2	11	3	6	5	8
Leukemije (C91-C95) Leukaemias	233	83	4	12	1	17	6	5	21	10	5	5	8	2	26	4	12	5	7
Druge lokalizacije Other sites	3115	981	95	158	126	140	137	197	192	83	108	89	101	39	348	90	123	47	61
Sve lokalizacije (C00-C97) All sites	11270	4118	360	512	517	468	527	574	716	345	367	306	270	137	899	290	402	212	250
Sve lokalizacije bez kože (C44) All sites but skin (C44)	10043	3834	328	431	462	391	460	464	658	329	319	266	218	126	730	241	364	192	230

Tabela 6. Broj novoobolelih slučajeva od raka prema vodećim lokalizacijama i okruzima, žene, centralna Srbija, 2000. godina

Table 6. Number of new cancer cases by leading primary sites, females, regions in Central Serbia, 2000

Primarne lokalizacije (10-MKB) Primary sites (ICD-10)	centralna Srbija	O k r u g ( R e g i o n )																	
		Grad Beograd	Kolubarski	Mačvanski	Raški	Moravički	Zlatiborski	Rasinski	Šumadijski	Pomoravski	Braničevski	Podunavski	Zaječarski	Borski	Nišavski	Pčinjski	Jablanički	Toplički	Pirotski
Dojka (C50) Breast	2715	1064	66	121	97	77	124	163	172	85	94	109	53	34	246	47	76	42	45
Grlić materice (C53) Cervix uteri	1001	321	22	54	46	52	38	38	67	43	58	36	34	17	73	33	35	22	12
Kolon / rektum (C18-C20) Colon and rectum	879	362	41	44	38	28	33	30	51	23	27	17	24	8	78	19	19	22	15
Pluća / bronh (C34) Lung and bronchus	755	356	25	17	30	28	47	24	54	17	19	21	9	7	39	12	29	9	12
Materica (C54) Corpus uteri	601	162	23	34	27	32	24	46	35	20	21	15	13	5	62	24	39	7	12
Ovarijum (C56) Ovary	468	166	9	25	20	22	31	19	28	7	13	17	8	2	43	9	29	12	8
Želudac (C16) Stomach	328	111	9	10	27	11	12	11	14	11	6	13	4	3	36	11	20	10	9
Mozak (C71) Brain	248	119	8	8	13	4	11	7	20	10	2	4	4	1	24	2	5	2	4
Mokraćna bešika (C67) Bladder	228	94	6	12	9	10	7	9	18	5	10	6	7	0	17	3	7	3	5
Jetra (C22) Liver	196	61	7	2	16	6	8	1	20	5	7	3	2	3	28	4	8	11	4
Pankreas (C25) Pancreas	187	81	10	2	12	3	7	1	16	6	1	2	7	2	13	4	5	5	10
Leukemije (C91-C95) Leukaemias	153	60	5	2	2	10	8	6	17	5	0	7	2	2	12	3	3	2	7
Druge lokalizacije Other sites	3094	1076	80	158	120	127	132	173	191	58	119	94	82	48	349	66	89	57	75
Sve lokalizacije (C00-C97) All sites	10853	4033	311	489	457	410	482	528	703	295	377	344	249	132	1020	237	364	204	218
Sve lokalizacije bez kože (C44) All sites but skin (C44)	9787	3763	283	425	415	348	434	425	647	284	319	306	216	119	880	203	337	183	200

**Tabela 7. Stope incidencije od raka na 100.000 stanovnika prema vodećim lokalizacijama i okruzima, muškarci, centralna Srbija, 2000. godina**
**Table 7. Cancer incidence rates per 100.000 population by leading primary sites, males, regions in Central Serbia, 2000**

Primarne lokalizacije (10-MKB) Primary sites (ICD-10)	centralna Srbija	O k r u g ( R e g i o n )																	
		Grad Beograd	Kolubarski	Mačvanski	Raški	Moravički	Zlatiborski	Rasinski	Šumadijski	Pomoravski	Brañičevski	Podunavski	Zaječarski	Borski	Nišavski	Pčinjski	Jablanički	Toplički	Pirotski
Pluća / bronh, (C34) Lung and bronchus	97.4	135.8	110.8	72.9	86.2	83.8	89.7	107.1	101.9	68.4	77.0	70.1	38.3	56.3	85.7	75.4	77.5	92.9	79.6
Kolon / rektum (C18-C20) Colon and rectum	47.3	67.5	32.4	52.0	53.0	37.8	35.3	43.8	60.5	32.4	49.3	28.8	60.4	16.5	56.6	19.5	24.7	52.3	57.4
Prostata (C61) Prostate	30.4	50.6	25.1	15.2	20.3	32.4	21.2	22.7	34.0	27.0	26.7	8.6	44.2	12.4	20.6	9.8	15.7	15.5	53.7
Mokraćna bešika (C67) Bladder	26.5	36.7	26.1	0.0	23.8	36.9	24.4	29.7	28.5	18.9	18.5	20.2	23.6	9.6	25.4	16.9	12.4	11.6	35.2
Želudac (C16) Stomach	22.3	28.2	22.0	2.4	24.5	19.8	16.0	16.4	18.3	19.8	19.5	19.2	13.2	5.5	19.6	10.6	26.4	52.3	24.1
Larinks (C32) Larynx	19.9	22.6	12.5	0.0	24.5	21.6	17.3	28.9	25.8	19.8	23.6	18.2	13.2	9.6	13.2	14.2	19.0	29.0	16.7
Usna šuplj. /farinks (C00-C10) Mouth and pharynx	14.2	15.8	6.3	10.9	9.8	15.3	8.3	13.3	17.7	14.4	21.6	17.3	19.1	12.4	12.7	12.4	16.5	9.7	18.5
Mozak (C71) Brain	11.2	16.2	7.3	2.4	14.0	9.9	10.3	11.7	14.9	9.0	8.2	9.6	2.9	2.7	9.5	3.5	8.2	13.6	16.7
Pankreas (C25) Pancreas	9.2	13.8	14.6	0.0	12.6	6.3	7.1	0.8	13.6	8.1	4.1	2.9	10.3	1.4	7.4	5.3	6.6	7.7	3.7
Jetra (C22) Liver	9.1	10.2	9.4	0.6	11.9	9.0	5.1	4.7	15.6	5.4	4.1	1.0	2.9	2.7	21.2	3.5	8.2	15.5	16.7
Bubreg (C64) Kidney	9.1	12.6	6.3	7.3	8.4	7.2	11.5	11.7	10.9	3.6	8.2	7.7	8.8	2.7	5.8	2.7	4.9	9.7	14.8
Leukemije (C91-C95) Leukaemias	8.7	11.1	4.0	12.0	1.0	17.0	6.0	5.0	21.0	10.0	5.0	5.0	8.0	2.0	26.0	4.0	12.0	5.0	7.0
Druge lokalizacije Other sites	116.6	131.7	99.5	135.5	72.2	124.5	85.7	152.9	123.7	73.7	111.0	85.3	152.4	54.3	171.8	79.4	99.3	95.7	118.8
Sve lokalizacije (C00-C97) All sites	421.8	553.0	376.3	311.2	362.4	421.7	337.8	448.6	486.5	310.3	376.8	293.9	397.4	188.0	475.4	257.2	331.4	410.5	462.7
Sve lokalizacije bez kože (C44) All sites but skin (C44)	375.9	514.8	342.9	262.0	323.9	352.3	294.9	362.6	447.1	296.0	327.5	255.5	320.9	172.9	386.0	213.7	300.1	371.8	425.7

**Tabela 8. Stope incidencije od raka na 100.000 stanovnika prema vodećim lokalizacijama i okruzima, žene, centralna Srbija, 2000. godina**
**Table 8. Cancer incidence rates per 100.000 population by leading primary sites, females, regions in Central Serbia, 2000**

Primarne lokalizacije (10-MKB) Primary sites (ICD-10)	centralna Srbija	O k r u g ( R e g i o n )																	
		Grad Beograd	Kolubarski	Mačvanski	Raški	Moravički	Zlatiborski	Rasinski	Šumadijski	Pomoravski	Brañičevski	Podunavski	Zaječarski	Borski	Nišavski	Pčinjski	Jablanički	Toplički	Pirotski
Dojka (C50) Breast	96.5	129.5	67.2	72.0	82.2	67.0	77.5	121.8	111.9	71.9	89.9	101.3	73.1	44.8	126.2	41.3	62.2	80.8	84.0
Grlič materice (C53) Cervix uteri	35.6	39.1	22.4	32.1	31.2	45.3	23.8	28.4	43.6	36.4	55.5	33.4	46.9	22.4	37.4	29.0	28.6	42.3	22.4
Kolon / rektum (C18-C20) Colon and rectum	31.2	44.1	41.7	26.2	29.9	24.4	20.6	22.4	33.2	19.5	25.8	15.8	33.1	10.5	40.0	16.7	15.5	42.3	28.0
Pluća / bronh (C34) Lung and bronchus	26.8	43.3	25.4	10.1	11.5	24.4	29.4	17.9	35.1	14.4	18.2	19.5	12.4	9.2	20.0	10.6	23.7	17.3	22.4
Materica (C54) Corpus uteri	21.4	19.7	23.4	20.2	18.3	27.9	15.0	34.4	22.8	16.9	20.1	13.9	17.9	6.6	31.8	21.1	31.9	13.5	22.4
Ovarijum (C56) Ovary	16.6	20.2	9.2	14.9	13.6	19.1	19.4	14.2	18.2	5.9	12.4	15.8	11.0	2.6	22.1	7.9	23.7	23.1	14.9
Želudac (C16) Stomach	11.7	13.5	9.2	5.9	6.8	9.6	7.5	8.2	9.1	9.3	5.7	12.1	5.5	4.0	18.5	9.7	16.4	19.2	16.8
Mozak (C71) Brain	8.8	14.5	8.1	4.8	5.4	3.5	6.9	5.2	13.0	8.5	1.9	3.7	5.5	1.3	12.3	1.8	4.1	3.8	7.5
Mokraćna bešika (C67) Bladder	8.1	11.4	6.1	7.1	8.1	8.7	4.4	6.7	11.7	4.2	9.6	5.6	9.7	0.0	8.7	2.6	5.7	5.8	9.3
Jetra (C22) Liver	7.0	7.4	7.1	1.2	1.4	5.2	5.0	0.7	13.0	4.2	6.7	2.8	2.8	4.0	14.4	3.5	6.5	21.1	7.5
Pankreas (C25) Pancreas	6.6	9.9	10.2	1.2	1.4	2.6	4.4	0.7	10.4	5.1	1.0	1.9	9.7	2.6	6.7	3.5	4.1	9.6	18.7
Leukemije (C91-C95) Leukaemias	5.4	7.3	5.1	1.2	1.4	8.7	5.0	4.5	11.1	4.2	0.0	6.5	2.8	2.6	6.2	2.6	2.5	3.8	13.1
Druge lokalizacije Other sites	110.0	131.0	81.4	94.0	120.9	110.5	82.5	129.3	124.2	49.1	113.9	87.3	113.1	63.2	179.0	58.1	72.8	109.6	140.0
Sve lokalizacije (C00-C97) All sites	385.8	490.9	316.5	290.8	332.1	356.8	301.3	394.6	457.2	249.7	360.7	319.6	343.3	173.8	523.3	208.5	297.7	392.2	406.9
Sve lokalizacije bez kože (C44) All sites but skin (C44)	347.9	458.0	288.0	252.7	288.6	302.9	271.3	317.6	420.8	240.3	305.2	284.3	297.8	156.7	451.4	178.6	275.6	351.9	373.3

**Tabela 9. Standardizovane stope incidencije od raka na 100.000 stanovnika prema vodećim lokalizacijama i okruzima, muškarci, centralna Srbija, 2000. godina**
**Table 9. Standardized cancer incidence rates per 100.000 population by leading primary sites, males, regions in Central Serbia, 2000**

Primarne lokalizacije (10-MKB) Primary sites (ICD-10)	centralna Srbija	O k r u g ( R e g i o n )																	
		Grad Beograd	Kolubarski	Mlačvanski	Raški	Moravički	Zlatiborski	Rasinski	Šumadijski	Pomoravski	Braničevski	Podunavski	Zaječarski	Borski	Nišavski	Pčinjski	Jablanički	Toplički	Pirotski
Pluća / bronh, (C34) Lung and bronchus	58.2	81.9	63.1	45.4	58.5	46.9	58.5	61.4	61.5	37.6	40.1	44.3	19.6	33.9	48.6	58.8	48.1	54.1	37.6
Kolon / rektum (C18-C20) Colon and rectum	27.7	40.3	19.0	0.1	0.1	20.5	22.3	24.9	35.9	18.0	30.0	17.9	26.1	8.8	30.0	14.5	16.0	29.7	27.4
Prostata (C61) Prostate	15.9	27.6	11.3	9.0	12.2	16.3	12.8	12.8	18.1	11.4	10.9	4.9	17.3	7.6	10.2	6.9	8.4	8.0	20.4
Mokraćna bešika (C67) Bladder	15.3	21.5	15.4	0.0	16.0	21.8	15.9	15.4	17.6	9.5	9.5	12.4	10.8	5.2	12.8	13.7	7.2	7.7	16.3
Želudac (C16) Stomach	12.9	17.0	12.3	1.6	16.0	11.5	10.6	9.3	10.3	10.1	10.1	13.2	6.7	3.1	10.5	7.7	14.4	24.5	9.9
Larinks (C32) Larynx	12.3	13.8	6.7	0.0	17.4	13.9	11.4	16.6	17.0	10.9	13.3	12.1	6.4	5.4	7.8	10.8	13.6	17.8	10.4
Usna šuplj. /farinks (C00-C10) Mouth and pharynx	9.0	4.4	7.3	7.1	9.7	6.0	7.8	11.3	10.0	12.6	11.1	7.1	6.5	8.2	9.7	10.3	5.7	12.8	12.8
Mozak (C71) Brain	8.7	13.7	4.8	1.9	10.7	8.2	7.0	8.8	13.1	6.9	7.3	6.7	1.8	2.3	6.0	2.8	5.9	9.7	10.9
Pankreas (C25) Pancreas	5.4	8.2	8.9	0.0	9.0	3.2	4.0	0.4	8.3	5.0	3.0	1.6	6.0	0.6	4.1	4.0	4.3	4.0	2.0
Jetra (C22) Liver	5.3	6.0	5.1	0.4	7.2	5.1	3.1	2.8	9.0	4.1	1.9	0.5	1.5	2.0	11.6	2.7	4.7	8.8	7.3
Bubreg (C64) Kidney	5.8	7.8	3.1	6.2	6.1	4.1	8.0	6.7	7.1	1.6	4.2	6.6	5.0	2.0	3.5	2.3	2.9	6.3	8.5
Leukemije (C91-C95) Leukaemias	7.1	10.1	4.0	12.0	1.0	17.0	6.0	5.0	21.0	10.0	5.0	5.0	8.0	2.0	26.0	4.0	12.0	5.0	7.0
Druge lokalizacije Other sites	53.6	60.4	57.4	123.5	86.2	81.0	56.0	88.5	72.2	39.6	70.2	65.4	72.0	33.2	94.7	60.8	67.5	53.6	60.4
Sve lokalizacije (C00-C97) All sites	258.9	343.5	218.4	207.1	250.1	255.6	223.5	263.9	301.1	177.3	216.5	197.6	187.6	114.3	275.3	199.4	210.6	241.9	231.1
Sve lokalizacije bez kože (C44) All sites but skin (C44)	232.3	321.0	200.0	174.7	223.4	213.2	195.7	215.7	278.8	169.9	191.1	180.1	156.1	104.5	226.5	167.3	192.6	222.5	215.9

**Tabela 10. Standardizovane stope incidencije od raka na 100.000 stanovnika prema vodećim lokalizacijama i okruzima, žene centralna Srbija, 2000. godina**
**Table 10. Standardized cancer incidence rates per 100.000 population by leading primary sites, females, regions in Central Serbia, 2000**

Primarne lokalizacije (10-MKB) Primary sites (ICD-10)	centralna Srbija	O k r u g ( R e g i o n )																	
		Grad Beograd	Kolubarski	Mlačvanski	Raški	Moravički	Zlatiborski	Rasinski	Šumadijski	Pomoravski	Braničevski	Podunavski	Zaječarski	Borski	Nišavski	Pčinjski	Jablanički	Toplički	Pirotski
Dojka (C50) Breast	60.2	76.3	44.6	47.4	58.6	42.3	50.3	73.0	75.2	47.5	49.1	65.6	43.5	25.9	77.6	33.6	40.3	44.7	45.2
Kolon i rektum (C18-C20) Colon and rectum	24.5	25.3	14.0	23.1	22.2	31.1	17.1	19.8	26.4	23.6	42.1	24.2	33.0	15.8	26.4	24.0	22.4	23.1	14.7
Grlić materice (C53) Cervix uteri	16.3	22.3	21.4	15.7	19.8	13.2	11.5	12.5	18.5	10.4	11.3	9.4	14.2	6.0	18.8	10.8	7.9	21.4	11.0
Pluća i bronh (C34) Lung and bronchus	15.1	23.2	13.9	6.0	7.5	13.0	17.5	10.1	19.8	7.1	12.1	12.6	6.5	6.3	11.7	7.8	16.4	8.6	11.3
Materica (C54) Corpus uteri	12.4	11.2	12.2	13.0	12.0	16.6	10.4	17.4	12.8	8.4	10.8	9.0	7.4	4.0	17.5	14.7	19.6	7.2	11.7
Ovarijum (C56) Ovary	10.4	12.7	5.5	9.3	9.8	10.6	14.1	7.9	11.0	3.6	6.7	11.0	4.8	1.5	13.8	5.6	14.4	13.3	8.8
Želudac (C16) Stomach	6.0	6.6	5.8	2.9	3.8	5.1	4.0	4.6	5.5	4.9	2.3	5.9	1.6	1.8	8.6	7.4	8.4	8.0	9.3
Mokraćna bešika (C67) Bladder	6.8	10.9	5.8	5.1	5.6	2.4	5.8	4.3	10.2	4.9	1.2	3.9	5.6	1.3	9.2	1.6	3.0	2.2	5.6
Pankreas (C25) Pancreas	4.1	5.7	3.8	4.7	5.8	4.8	2.5	2.8	6.3	2.3	3.7	2.6	2.6	0.0	4.3	1.7	3.6	4.5	4.0
Mozak (C71) Brain	3.5	3.6	3.7	0.7	0.9	3.5	3.0	0.6	6.4	1.3	4.0	1.9	1.8	2.2	6.0	1.7	3.1	10.7	2.6
Leukemije (C91-C95) Leukaemias	3.2	4.8	3.9	0.7	0.9	1.6	2.5	0.2	5.2	2.0	0.7	1.0	5.1	1.0	2.9	2.0	1.9	3.4	7.9
Jetra (C22) Liver	3.7	5.5	2.3	1.7	1.7	5.0	2.7	3.2	7.4	3.3	0.0	6.3	2.5	1.3	3.7	2.3	1.2	3.2	6.1
Druge lokalizacije Other sites	63.3	70.1	45.1	57.4	83.4	67.3	53.7	72.7	70.2	31.8	60.2	54.3	44.8	36.7	94.4	41.3	41.5	50.6	70.1
Sve lokalizacije (C00-C97) All sites	229.5	283.9	182.0	187.6	231.9	216.6	195.0	229.1	274.7	151.2	204.3	207.6	173.4	103.8	294.8	154.6	183.9	200.7	208.2
Sve lokalizacije bez kože (C44) All sites but skin (C44)	210.0	267.1	167.7	166.0	204.5	187.7	177.7	188.5	256.1	147.5	181.6	191.9	159.1	94.5	259.6	136.0	171.6	180.7	192.6

**Tabela 11. Broj umrlih slučajeva od raka prema vodećim lokalizacijama i okruzima, muškarci, centralna Srbija, 2000. godina**

Table 11. Number of death cancer cases by leading primary sites, males, regions in Central Serbia, 2000

Primarne lokalizacije (10-MKB) Primary sites (ICD-10)	O k r u g ( R e g i o n)																		
	centralna Srbija	Grad Beograd	Kolubarski	Mačvanski	Raški	Moravički	Zlatiborski	Rasinski	Šumadijski	Pomoravski	Braničevski	Podunavski	Zaječarski	Borski	Nišavski	Pčinjski	Jablanički	Toplički	Pirotski
Pluća / bronh (C34) Lung and bronchus	2115	717	93	122	89	91	82	88	120	89	71	86	46	45	152	77	75	33	39
Kolon / rektum (C18-C20) Colon and rectum	834	263	12	39	41	27	36	43	53	30	28	42	37	20	66	27	33	15	22
@eludac (C16) Stomach	591	159	20	44	28	26	27	30	22	32	22	36	10	14	38	19	31	22	11
Prostata (C61) Prostate	423	133	12	9	20	15	17	17	29	23	19	17	14	17	30	11	14	8	18
Jetra (C22) Liver	342	69	10	27	17	12	28	12	14	15	19	18	7	16	35	14	15	6	8
Larinks (C32) Larynx	316	81	13	23	13	11	8	18	14	21	15	16	6	9	26	14	15	6	7
Pankreas (C25) Pancreas	299	76	12	24	26	18	13	19	17	9	10	10	8	14	15	9	13	4	2
Mokra}na be{ika (C67) Bladder	247	69	10	16	11	7	11	11	16	16	13	7	8	6	17	9	10	2	8
Mozak (C71) Brain	240	75	6	11	11	8	19	12	8	11	4	11	7	8	17	5	14	8	5
Bubreg(C64) Kidney	127	42	4	4	12	5	4	4	12	6	3	7	3	4	4	1	5	2	5
Ostale lokalizacije Other sites	1672	489	60	80	67	71	80	98	103	68	74	69	65	31	130	48	78	30	31
Sve lokalizacije (C00-C97) All sites	7206	2173	252	399	335	291	325	352	408	320	278	319	211	184	530	234	303	136	156
Sve lokalizacije bez ko'e (C44) All sites but skin (C44)	7167	2167	250	398	333	288	323	350	405	317	278	319	208	182	528	230	301	136	154

**Tabela 12. Broj umrlih slučajeva od raka prema vodećim lokalizacijama i okruzima, žene, centralna Srbija, 2000. godina**

Table 12. Number of death cancer cases by leading primary sites, females, regions in Central Serbia, 2000

Primarne lokalizacije (10-MKB) Primary sites (ICD-10)	O k r u g ( R e g i o n)																		
	centralna Srbija	Grad Beograd	Kolubarski	Mačvanski	Raški	Moravički	Zlatiborski	Rasinski	Šumadijski	Pomoravski	Braničevski	Podunavski	Zaječarski	Borski	Nišavski	Pčinjski	Jablanički	Toplički	Pirotski
Dojka (C50) Breast	999	397	22	46	39	39	41	51	45	28	35	37	29	26	80	22	29	16	17
Kolon / rektum (C18-C20) Colon and rectum	588	212	22	37	21	26	23	26	33	16	12	20	14	16	41	16	29	12	12
Pluća / bronh (C34) Lung and bronchus	578	272	19	26	15	22	18	16	24	22	13	30	14	13	27	10	19	7	11
Grli} materice (C53) Cervix uteri	327	97	9	20	18	18	15	8	19	18	17	14	16	13	18	4	12	6	5
@eludac (C16) Stomach	313	86	9	15	22	16	15	11	15	11	12	19	5	5	29	10	16	11	6
Jetra (C22) Liver	248	63	3	16	11	10	19	11	12	9	16	6	5	11	24	8	13	8	3
Pankreas(C25) Pancreas	246	85	5	14	12	8	11	14	12	13	3	12	4	7	20	6	4	7	9
Ovarijum (C56) Ovary	222	68	7	6	16	12	13	5	12	11	5	10	11	6	16	8	12	4	0
Mozak(C71) Brain	180	60	8	6	5	6	10	7	14	9	6	9	3	5	19	2	10	1	0
Mokra}na be{ika (C67) Bladder	102	37	3	5	3	3	2	4	8	4	5	6	3	4	7	2	3	1	2
Ostale lokalizacije Other sites	1644	509	63	94	60	69	82	82	90	72	59	62	52	38	139	38	63	31	41
Sve lokalizacije (C00-C97) All sites	5447	1886	170	285	222	229	249	235	284	213	183	225	156	144	420	126	210	104	106
Sve lokalizacije bez ko'e (C44) All sites but skin (C44)	5392	1880	167	281	219	227	247	233	281	212	181	221	150	143	412	124	208	102	104

**Tabela 13. Stope mortaliteta od raka na 100.000 stanovnika prema vodećim lokalizacijama i okruzima, muškarci, centralna Srbija, 2000. godina**
**Table 13. Cancer mortality rates per 100.000 population by leading primary sites, males, regions in Central Serbia, 2000**

Primarne lokalizacije (10-MKB) Primary sites (ICD-10)	O k r u g ( R e g i o n )																		
	centralna Srbija	Grad Beograd	Kolubarski	Mačvanski	Raški	Moravički	Zlatiborski	Rasinski	Šumadijski	Pomoravski	Braničevski	Podunavski	Zajčarski	Borski	Nišavski	Pčinjski	Jablanički	Toplički	Pirotski
Pluća / bronh (C34) Lung and bronchus	78.9	96.3	97.2	74.2	62.4	82.0	52.6	68.8	81.5	80.1	72.9	82.6	67.7	61.8	80.4	68.3	61.8	63.9	72.2
Kolon / rektum (C18-C20) Colon and rectum	31.1	35.3	12.5	23.7	28.7	24.3	23.1	33.6	36.0	27.0	28.7	40.3	54.5	27.5	34.9	23.9	27.2	29.0	40.7
@eludac (C16) Stomach	22.1	21.4	20.9	26.7	19.6	23.4	17.3	23.4	14.9	28.8	22.6	34.6	14.7	19.2	20.1	16.9	25.6	42.6	20.4
Prostata (C61) Prostate	15.8	17.9	12.5	5.5	14.0	13.5	10.9	13.3	19.7	20.7	19.5	16.3	20.6	23.3	15.9	9.8	11.5	15.5	33.3
Jetra (C22) Liver	12.8	9.3	10.5	16.4	11.9	10.8	17.9	9.4	9.5	13.5	19.5	17.3	10.3	22.0	18.5	12.4	12.4	11.6	14.8
Larinks (C32) Larynx	11.8	10.9	13.6	14.0	9.1	9.9	5.1	14.1	9.5	18.9	15.4	15.4	8.8	12.4	13.7	12.4	12.4	11.6	13.0
Pankreas (C25) Pancreas	11.2	10.2	12.5	14.6	18.2	16.2	8.3	14.8	11.6	8.1	10.3	9.6	11.8	19.2	7.9	8.0	10.7	7.7	3.7
Mokra}na be{ika (C67) Bladder	9.2	9.3	10.5	9.7	7.7	6.3	7.1	8.6	10.9	14.4	13.3	6.7	11.8	8.2	9.0	8.0	8.2	3.9	14.8
Mozak (C71) Brain	9.0	10.1	6.3	6.7	7.7	7.2	12.2	9.4	5.4	9.9	4.1	10.6	10.3	11.0	9.0	4.4	11.5	15.5	9.3
Bubreg(C64) Kidney	4.7	5.6	4.2	2.4	8.4	4.5	2.6	3.1	8.2	5.4	3.1	6.7	4.4	5.5	2.1	0.9	4.1	3.9	9.3
Ostale lokalizacije Other sites	62.4	65.7	62.7	48.6	47.0	64.0	51.3	76.6	70.0	61.2	76.0	66.3	95.7	42.5	68.7	42.6	64.3	58.1	57.4
Sve lokalizacije (C00-C97) All sites	268.9	291.8	263.4	242.5	234.8	262.2	208.3	275.1	277.2	287.9	285.4	306.4	310.6	252.5	280.3	207.5	249.8	263.3	288.7
Sve lokalizacije bez ko'e (C44) All sites but skin (C44)	267.4	291.0	261.3	241.9	233.4	259.5	207.1	273.5	275.2	285.2	285.4	306.4	306.2	249.8	279.2	204.0	248.2	263.3	285.0

**Tabela 14. Stope mortaliteta od raka na 100.000 stanovnika prema vodećim lokalizacijama i okruzima, žene, centralna Srbija, 2000. godina**
**Table 14. Cancer mortality rates per 100.000 population by leading primary sites, females, regions in Central Serbia, 2000**

Primarne lokalizacije (10-MKB) Primary sites (ICD-10)	O k r u g ( R e g i o n )																		
	centralna Srbija	Grad Beograd	Kolubarski	Mačvanski	Raški	Moravički	Zlatiborski	Rasinski	Šumadijski	Pomoravski	Braničevski	Podunavski	Zajčarski	Borski	Nišavski	Pčinjski	Jablanički	Toplički	Pirotski
Dojka (C50) Breast	35.4	48.3	22.4	27.4	26.5	33.9	25.6	38.1	29.3	23.7	33.5	34.4	40.0	34.2	41.0	19.4	23.7	30.8	31.7
Kolon / rektum (C18-C20) Colon and rectum	20.8	25.8	22.4	22.0	14.3	22.6	14.4	19.4	21.5	13.5	11.5	18.6	19.3	21.1	21.0	14.1	23.7	23.1	22.4
Pluća / bronh (C34) Lung and bronchus	20.5	33.1	19.3	15.5	10.2	19.1	11.3	12.0	15.6	18.6	12.4	27.9	19.3	17.1	13.9	8.8	15.5	13.5	20.5
Grli} materice (C53) Cervix uteri	11.6	11.8	9.2	11.9	12.2	15.7	9.4	6.0	12.4	15.2	16.3	13.0	22.1	17.1	9.2	3.5	9.8	11.5	9.3
@eludac (C16) Stomach	11.1	10.5	9.2	8.9	14.9	13.9	9.4	8.2	9.8	9.3	11.5	17.7	6.9	6.6	14.9	8.8	13.1	21.1	11.2
Jetra (C22) Liver	8.8	7.7	3.1	9.5	7.5	8.7	11.9	8.2	7.8	7.6	15.3	5.6	6.9	14.5	12.3	7.0	10.6	15.4	5.6
Pankreas(C25) Pancreas	8.7	10.3	5.1	8.3	8.1	7.0	6.9	10.5	7.8	11.0	2.9	11.1	5.5	9.2	10.3	5.3	3.3	13.5	16.8
Ovarijum (C56) Ovary	7.9	8.3	7.1	3.6	10.9	10.4	8.1	3.7	7.8	9.3	4.8	9.3	15.2	7.9	8.2	7.0	9.8	7.7	0.0
Mozak(C71) Brain	6.4	7.3	8.1	3.6	3.4	5.2	6.3	5.2	9.1	7.6	5.7	8.4	4.1	6.6	9.7	1.8	8.2	1.9	0.0
Mokra}na be{ika (C67) Bladder	3.6	4.5	3.1	3.0	2.0	2.6	1.3	3.0	5.2	3.4	4.8	5.6	4.1	5.3	3.6	1.8	2.5	1.9	3.7
Ostale lokalizacije Other sites	58.3	62.0	64.1	55.9	40.7	60.1	51.3	61.3	58.5	60.9	56.4	57.5	71.7	50.0	71.3	33.4	51.5	59.6	76.5
Sve lokalizacije (C00-C97) All sites	193.0	229.6	173.0	169.5	150.7	199.3	155.6	175.6	184.7	180.3	175.1	209.0	215.1	189.6	215.5	110.8	171.7	200.0	197.9
Sve lokalizacije bez ko'e (C44) All sites but skin (C44)	191.1	228.8	170.0	167.1	148.7	197.6	154.4	174.1	182.7	179.4	173.2	205.3	206.8	188.3	211.4	109.1	170.1	196.1	194.1

**Tabela 15. Standardizovane stope mortaliteta od raka na 100.000 stanovnika prema vodećim lokalizacijama i okruzima, muškarci centralna Srbija, 2000. godina**
**Table 15. Standardized cancer mortality rates per 100.000 population by leading primary sites, males, regions in Central Serbia, 2000**

Primarne lokalizacije (10-MKB) Primary sites (ICD-10)	O k r u g ( R e g i o n )																		
	centralna Srbija	Grad Beograd	Kolubarski	Mačvanski	Raški	Moravički	Zlatiborski	Rasinski	Šumadijski	Pomoravski	Braničevski	Podunavski	Zaječarski	Borski	Nišavski	Pčinjski	Jablanički	Toplički	Pirotski
Pluća / bronh. (C34) Lung and bronchus	46.2	57.6	55.1	46.4	41.8	44.7	33.5	37.4	49.2	41.2	36.1	50.3	30.6	35.5	44.8	50.9	36.6	36.3	35.9
Kolon / rektum (C18-C20) Colon and rectum	17.4	20.2	7.1	14.1	18.8	13.5	14.5	17.7	20.3	15.1	14.4	23.8	25.3	13.7	18.1	18.2	15.6	14.8	16.7
@eludac (C16) Stomach	12.5	12.5	11.7	16.1	12.5	12.6	11.0	12.0	8.5	13.2	13.7	21.3	6.3	11.4	11.0	11.8	14.4	20.5	9.0
Prostata (C61) Prostate	8.2	11.8	5.8	3.3	8.5	7.4	6.5	6.3	10.9	8.6	7.9	9.2	7.4	10.5	7.9	7.1	6.0	7.2	12.8
Jetra (C22) Liver	7.2	5.3	5.9	10.4	7.6	5.7	11.4	4.9	5.5	6.1	9.5	10.0	4.3	13.1	10.3	9.1	7.2	6.5	6.1
Larinks (C32) Larynx	7.1	6.7	7.9	8.7	6.2	6.0	3.3	7.8	6.0	8.9	8.3	10.0	5.6	7.2	7.3	9.4	7.2	6.7	5.7
Pankreas (C25) Pancreas	6.4	5.9	7.7	9.5	13.1	9.1	5.2	8.1	6.7	4.5	5.8	6.0	5.2	8.9	4.2	5.7	6.6	4.4	2.0
Mokra}na be{ika (C67) Bladder	5.0	5.2	5.6	6.0	4.8	3.2	4.1	4.1	5.9	6.9	5.1	0.4	5.8	3.9	4.4	5.6	4.5	2.3	6.1
Mozak (C71) Brain	6.3	7.5	4.4	4.5	6.3	4.8	8.5	6.2	3.4	5.7	2.3	3.6	5.8	6.9	6.3	3.7	8.7	9.6	6.7
Bubreg(C64) Kidney	2.8	3.3	2.6	1.5	5.7	2.2	1.9	1.9	5.2	2.1	1.8	0.6	2.4	3.5	1.0	0.6	2.3	2.2	4.8
Ostale lokalizacije Other sites	37.7	30.0	36.2	31.2	31.5	37.9	34.9	40.4	42.2	33.3	40.5	56.3	45.0	23.7	39.4	32.4	39.4	36.7	30.0
Sve lokalizacije (C00-C97) All sites	156.9	174.8	150.0	151.6	156.9	147.2	134.9	146.8	163.7	145.5	145.4	191.5	143.6	138.4	154.7	154.5	148.5	147.3	135.9
Sve lokalizacije bez ko`e (C44) All sites but skin (C44)	156.1	174.4	149.0	151.2	155.8	145.9	134.1	146.1	162.6	144.2	145.4	191.5	142.2	137.1	154.2	152.1	147.5	147.3	134.6

**Tabela 16. Standardizovane stope mortaliteta od raka na 100.000 stanovnika prema vodećim lokalizacijama i okruzima, žene, centralna Srbija, 2000. godina**
**Table 16. Standardized cancer mortality rates per 100.000 population by leading primary sites, females, regions in Central Serbia, 2000**

Primarne lokalizacije (10-MKB) Primary sites (ICD-10)	O k r u g ( R e g i o n )																		
	centralna Srbija	Grad Beograd	Kolubarski	Mačvanski	Raški	Moravički	Zlatiborski	Rasinski	Šumadijski	Pomoravski	Braničevski	Podunavski	Zaječarski	Borski	Nišavski	Pčinjski	Jablanički	Toplički	Pirotski
Dojka (C50) Breast	20.1	27.0	12.5	15.9	18.4	19.4	16.0	21.1	16.7	11.7	20.3	20.4	19.7	19.9	21.7	14.1	12.5	17.1	16.1
Kolon / rektum (C18-C20) Colon and rectum	9.6	11.9	11.1	11.8	8.4	10.3	7.2	8.9	9.8	4.4	6.5	8.5	6.5	9.2	9.1	7.9	11.2	10.1	7.4
Pluća / bronh. (C34) Lung and bronchus	10.9	17.5	9.5	8.3	7.0	10.8	7.0	5.8	8.2	9.3	5.7	16.0	10.1	8.7	7.0	6.0	8.5	5.0	9.6
Grli} materice (C53) Cervix uteri	6.8	6.8	6.2	6.8	7.1	9.7	6.6	3.6	7.6	8.0	8.2	8.2	11.3	9.8	5.2	2.5	6.4	7.0	5.4
@eludac (C16) Stomach	5.3	5.2	4.6	4.4	8.6	6.8	4.9	4.4	4.7	4.1	3.6	8.5	2.7	3.1	6.7	5.5	6.7	7.5	5.1
Jetra (C22) Liver	4.3	3.7	1.1	3.8	4.7	4.2	6.3	4.5	3.7	2.7	7.2	2.9	3.4	8.6	5.4	3.7	5.0	7.3	1.5
Pankreas(C25) Pancreas	4.1	5.0	2.2	4.2	4.6	4.0	3.5	5.2	3.7	4.6	0.7	5.0	3.1	4.5	3.9	2.6	1.6	6.1	7.1
Ovarijum (C56) Ovary	4.6	4.7	4.1	2.0	7.8	6.0	5.7	2.2	4.9	4.7	4.3	4.9	8.9	3.7	5.2	5.0	5.8	4.1	0.0
Mozak(C71) Brain	3.9	4.3	6.1	2.4	2.2	2.8	3.9	4.0	5.2	3.9	2.8	1.4	2.0	3.3	5.8	1.5	5.8	1.6	0.0
Mokra}na be{ika (C67) Bladder	1.5	2.2	1.4	1.3	1.0	1.0	0.7	0.9	2.1	1.2	1.2	0.3	0.9	1.6	1.4	0.8	1.2	1.6	0.9
Ostale lokalizacije Other sites	29.7	34.8	29.8	29.2	25.7	29.6	30.5	27.4	31.2	24.8	23.0	36.3	28.8	23.8	35.0	21.7	26.1	29.1	34.8
Sve lokalizacije (C00-C97) All sites	100.7	120.3	88.6	90.1	95.7	104.7	92.3	88.0	97.8	79.4	83.4	112.6	97.3	96.2	106.5	71.4	90.9	96.5	87.9
Sve lokalizacije bez ko`e (C44) All sites but skin (C44)	99.9	120.1	87.6	89.2	94.4	104.0	91.7	87.3	96.9	79.2	82.8	111.6	95.1	95.8	105.0	70.5	90.3	95.4	87.0

**Tabela 17. Ukupan broj novoobolelih i broj novoobolelih od raka sa procentom registrovanih samo na osnovu prijave smrti, prema primarnoj lokalizaciji i polu, centralna Srbija, 2000. godina**
**Table 17. Total number of new cancer cases and number and percentage of cases registered from death certificates only, by primary site and sex, Central Serbia, 2000**

MKB-10 (ICD-10) Šifra (Code) Ukupno (All)	Primarna lokalizacija Primary site	POL SEX M (Male) Ž (Female)	Ukupno (All) 11270 10853	Broj registrovanih samo na osnovu prijave smrti Number of cases registered from death certificates only		%
				1423	1292	
C00	Usna Lip	M Ž	107 27	5 2	4.7% 7.4%	
C01	Jezik, koren Base of tongue	M Ž	47 17	2 0	4.3% 0.0%	
C02	Jezik, drugi delovi Tongue, other & unspecified parts	M Ž	33 5	1 1	3.0% 20.0%	
C03	Desni Gum	M Ž	7 5	0 0	0.0% 0.0%	
C04	Pod usta Floor of mouth	M Ž	51 11	1 1	2.0% 9.1%	
C05	Nepece Palate	M Ž	13 7	1 0	7.7% 0.0%	
C06	Usta, drugi delovi Mouth, other & unspecified parts	M Ž	18 95	0 1	0.0% 1.1%	
C07	Parotidna žlezda Parotid gland	M Ž	19 21	1 2	5.3% 9.5%	
C08	Pljuvačna žlezda Other & unspec. major salivary gl.	M Ž	13 9	1 0	7.7% 0.0%	
C09	Krajnik Tonsil	M Ž	39 6	1 0	2.6% 0.0%	
C10	Orofarings Oropharynx	M Ž	32 7	2 1	6.3% 14.3%	
C11	Nasofarings Nasopharynx	M Ž	36 13	1 0	2.8% 0.0%	
C12	Piriformni sinus Pyriform sinus	M Ž	0 1	0 0	0.0% 0.0%	
C13	Hipofarings Hypopharynx	M Ž	84 15	7 3	8.3% 20.0%	
C14	Usne, usta, ždrelo, drugi delovi Other and ill def. sites in the lip, oral cavity & pharynx	M Ž	27 2	0 0	0.0% 0.0%	
C15	Jednjak Oesophagus	M Ž	156 40	10 3	6.4% 7.5%	
C16	Želudac Stomach	M Ž	595 328	125 82	21.0% 25.0%	
C17	Tanko crevo Small intestine	M Ž	33 19	5 2	15.2% 10.5%	
C18	Debelo crevo Colon	M Ž	599 418	107 71	17.9% 17.0%	
C19	Rektosigmoidni prelaz Rectosigmoid junction	M Ž	79 71	8 6	10.1% 8.5%	
C20	Rektum Rectum	M Ž	587 390	72 50	12.3% 12.8%	
C21	Anus i analni kanal Anus & anal canal	M Ž	18 23	0 0	0.0% 0.0%	
C22	Jetra, žučni kanali Liver & intrahepatic bile ducts	M Ž	244 196	90 75	36.9% 38.3%	
C23	Žučna kesa Gallbladder	M Ž	38 97	3 35	7.9% 36.1%	
C24	Žučni kanali, drugi delovi Biliary tract, other & unspec. parts	M Ž	35 25	3 14	8.6% 56.0%	
C25	Pankreas Pancreas	M Ž	245 187	85 65	34.7% 34.8%	
C26	Org. za var., ned. odred. lok. Other & ill-defined digestive organs	M Ž	9 3	1 0	11.1% 0.0%	
C30	Nosna šupljina i srednje uvo Nasal cavity & middle ear	M Ž	18 12	3 0	16.7% 0.0%	
C31	Nosni sinusi Accessory sinuses	M Ž	14 1	1 0	7.1% 0.0%	
C32	Larings Larynx	M Ž	531 54	60 12	11.3% 22.2%	
C33	Traheja Trachea	M Ž	5 3	1 0	20.0% 0.0%	
C34	Bronh i pluća Bronchus & lung	M Ž	2603 755	399 166	15.3% 22.0%	
C37	Timus Thymus	M Ž	0 1	0 0	0.0% 0.0%	
C38	Srce, mediastinum, pleura Heart, mediastinum & pleura	M Ž	35 23	12 10	34.3% 43.5%	
C39	Toraks, druge lokalizacije Other & ill-def. in the res.sys.	M Ž	4 3	0 0	0.0% 0.0%	
C40	Kosti i zglob. hrskavice udova Bone & articular cartilage of limbs	M Ž	36 27	2 3	5.6% 11.1%	
C41	Kosti i zglob. hrskav., dr. lok. Bone & articular cartilage of other	M Ž	47 33	10 6	21.3% 18.2%	
C43	Koža, maligni melanom Malignant melanoma of skin	M Ž	175 162	12 13	6.9% 8.0%	
C44	Koža, drugi mal. tumori Skin, other malignomas	M Ž	1227 1066	20 19	1.6% 1.8%	
C45	Mezoteliom Mesothelioma	M Ž	10 8	1 1	10.0% 12.5%	
C46	Kaposijev sarkom Kaposi's sarcoma	M Ž	0 0	0 0	0.0% 0.0%	
C47	Periferni nervi i aut. ner. sis. Peripheral nerves & auton. nerv. sys.	M Ž	5 1	0 0	0.0% 0.0%	
C48	Peritoneum i retroperitoneum Retroperitoneum & peritoneum	M Ž	20 27	8 6	40.0% 22.2%	
C49	Vezivna i meka tkiva, drugi Other connective and soft tissue	M Ž	53 37	4 5	7.5% 13.5%	
C50	Dojka Breast	M Ž	44 2715	1 237	2.3% 8.7%	

Tabela 17.1 Ukupan broj novoobolelih i broj novoobolelih od raka sa procentom registrovanih samo na osnovu prijave smrti, prema primarnoj lokalizaciji i polu, centralna Srbija, 2000. godina (nastavak)  
Table 17.1 Total number of new cancer cases and number and percentage of cases registered from death certificates only, by primary site and sex, Central Serbia, 2000 (continued)

MKB-10 (ICD-10) Sifra (Code) Ukupno (All)	Primarna lokalizacija Primary site	POL	Ukupno (All) 11270 10853	Broj registrovanih samo na osnovu prijave smrti Number of cases registered from death certificates only		%
		SEX M (Male) Ž (Female)		1423 1292	12.6% 11.9%	
C51	Vulva Vulva	Z	86	3	3.5%	
C52	Vagina Vagina	Ž	32	1	3.1%	
C53	Grlić materice Cervix uteri	Ž	1001	48	4.8%	
C54	Materica, telo Corpus uteri	Ž	601	10	1.7%	
C55	Materica, neoznačeni deo Uterus, unspecified part	Ž	105	15	14.3%	
C56	Jajnik Ovary	Ž	468	55	11.8%	
C57	Ženski gen.org., dr. neoz. lok. Other & unspec.parts of fem. gen.org.	Ž	28	1	3.6%	
C58	Placenta Placenta	Ž	1	0	0.0%	
C60	Penis Penis	M	34	0	0.0%	
C61	Prostata Prostate	M	813	90	11.1%	
C62	Testis Testis	M	141	1	0.7%	
C63	Muški gen. org., dr. neoz. org. Other & unspec. male genital organs	M	7	0	0.0%	
C64	Bubreg Kidney, except renal pelvis	M Ž	242 135	28 18	11.6% 13.3%	
C65	Bubrežna karlica Renal pelvis	M Ž	15 13	0 0	0.0% 0.0%	
C66	Ureter Ureter	M Ž	26 10	1 0	3.8% 0.0%	
C67	Mokraćna bešika Bladder	M Ž	707 228	35 19	5.0% 8.3%	
C68	Urinarni organi, dr. neoz. org. Other & unspecified urinary organs	M Ž	4 3	1 0	25.0% 0.0%	
C69	Oklo, pripoji oka Eye and adnexa	M Ž	15 14	0 3	0.0% 21.4%	
C70	Moždance Meninges	M Ž	15 25	2 7	13.3% 28.0%	
C71	Mozak Brain	M Ž	298 248	36 38	12.1% 15.3%	
C72	Centralni ner. sis., dr. delovi Spinal cord, cran. nerv. & oth. parts of CNS	M Ž	16 10	1 2	6.3% 20.0%	
C73	Štitasta žlezda Thyroid gland	M Ž	27 87	3 15	11.1% 17.2%	
C74	Nadbubrežna žlezda Adrenal gland	M Ž	13 8	10 1	76.9% 12.5%	
C75	Endokrine žlezde, druge Other endocrine glands & related structures	M Ž	10 11	1 1	10.0% 9.1%	
C76	Ostale lokalizacije Other & ill defined sites	M Ž	79 115	18 53	22.8% 46.1%	
C77-C80	Sekundarne lok., bez ozn. lok. Unspec. mal.neo.of lymph nod. & without of spec.of site	M Ž	243 206	65 48	26.7% 23.3%	
C81	Hodgkinova bolest Hodgkin's disease	M Ž	97 68	9 5	9.3% 7.4%	
C82	Ne-Hodgkinov lim., folikularni Follicular non-Hodgkin's lymphoma	M Ž	30 35	1 0	3.3% 0.0%	
C83	Ne-Hodgkinov lim., difuzni Diffuse non-Hodgkin's lymphoma	M Ž	38 40	1 3	2.6% 7.5%	
C84	Periferni i kožni lim. T-čelija Peripheral & cutaneous T-cell lymphomas	M Ž	2 14	1 1	50.0% 7.1%	
C85	Ne-Hodgkinovi limfomi, drugi Other & unspecified types of non-Hodgkin's lymphoma	M Ž	120 75	12 14	10.0% 18.7%	
C88	Zloćudne imunoprolifer. bolesti Malignant immunoproliferative diseases	M Ž	1 1	0 0	0.0% 0.0%	
C90	Mult. mijelom i zloć. tum. plaz. ćel. Multiple myeloma and malignant plasma cell neoplasms	M Ž	50 51	14 10	28.0% 19.6%	
C91	Limfoidna leukemija Lymphoblastic, lymphoid leukaemia	M Ž	136 86	15 16	11.0% 18.6%	
C92	Mijeloidna leukemija Myeloid leukaemia	M Ž	67 58	7 8	10.4% 13.8%	
C93	Monocitna leukemija Monocytic leukaemia	M Ž	10 7	0 0	0.0% 0.0%	
C94	Leukemije, druge Other leukaemias of specified cells	M Ž	3 1	0 0	0.0% 0.0%	
C95	Leukemije, neoznačene Leukaemia, unspecified cell type	M Ž	17 13	5 5	29.4% 38.5%	
C96	Dr. zloć. tum. hematop. sist. Other & unspec. mal.neoplasm of lymphoid, haemato. & related tissue	M Ž	3 3	0 0	0.0% 0.0%	
C00-C96 (C44)	Sve lokalizacije, bez kože All sites but skin	M Ž	10043 9787	1405 1273	14.0% 13.0%	





Tabela 18.1 Broj novoobolelih slučajeva od raka, prema primarnoj lokalizaciji (MKB-10), uzrastu i polu, centralna Srbija, 2000.godina (nastavak)

Table 18.1 Number of new cancer cases by primary site (ICD-10), age and sex, Central Serbia, 2000 (continued)

MKB-10 (ICD-10) Šifra (Code)	Primarna lokalizacija Primary site	POL SEX	Ukupno (All)	0-4	5-9	10-14	15-19	20-24	25-29	30-34	35-39	40-44	45-49	50-54	55-59	60-64	65-69	70-74	75+	%
Ukupno (All)		M (Male)	11270	37	21	31	55	78	82	104	156	350	696	1081	1012	1700	2144	1970	1753	100.0%
		Ž (Female)	10853	20	12	22	48	58	119	186	337	601	1031	1103	979	1508	1710	1529	1590	
C51	Vulva	Ž	86	0	0	0	0	0	1	2	2	2	5	2	5	15	14	26	12	0.8%
C52	Vagina	Ž	32	0	0	0	0	0	2	0	2	1	3	2	2	4	3	9	4	0.3%
C53	Grlić materice	Ž	1001	0	0	0	1	6	23	44	83	118	146	132	84	112	98	83	71	9.2%
C54	Materica, telo	Ž	601	0	0	0	1	0	1	4	8	24	50	78	72	115	112	85	51	5.5%
C55	Materica, neoznačeni deo	Ž	105	0	0	0	0	0	1	2	3	4	13	9	5	18	12	20	18	1.0%
C56	Jajnik	Ž	468	0	2	1	2	2	13	5	20	27	55	47	58	53	73	62	48	4.3%
C57	Ženski gen.org., dr. neoz. lok.	Ž	28	0	0	0	0	1	0	1	1	0	2	6	3	5	1	2	6	0.3%
C58	Placenta	Ž	1	0	0	0	0	0	0	0	0	0	0	0	0	1	0	0	0	0.0%
C60	Penis	M	34	0	0	0	0	1	0	0	1	1	3	2	3	3	9	6	5	0.3%
C61	Prostata	M	813	0	0	0	1	1	0	0	1	3	6	11	29	95	169	214	283	7.2%
C62	Testis	M	141	0	0	0	15	22	24	24	22	8	12	2	4	2	3	2	1	1.3%
C63	Muški gen.org., dr. neoz. org.	M	7	0	0	0	0	1	0	1	0	1	0	0	0	1	1	2	0	0.1%
C64	Bubreg	M	242	2	0	0	1	0	0	5	5	13	17	28	24	44	36	33	34	2.1%
C65	Bubrežna karlica	M	15	0	0	0	0	0	0	0	0	0	0	1	2	7	0	1	4	0.1%
C66	Ureter	M	26	0	0	0	0	0	0	0	0	1	1	0	2	6	1	11	4	0.2%
C67	Mokraćna bešika	M	707	0	0	0	1	1	3	3	3	16	43	63	58	99	136	142	139	6.3%
C68	Urinarni organi, dr. neoz. org.	M	4	0	0	0	0	0	0	0	0	0	0	0	0	0	1	0	3	0.0%
C69	Oklo, pripoji oka	M	15	0	0	0	1	0	0	0	0	0	2	2	1	3	0	1	5	0.1%
C70	Moždance	M	15	0	0	0	0	0	1	1	0	0	0	2	5	1	1	2	2	0.1%
C71	Mozak	M	298	9	7	6	7	5	4	8	8	21	37	28	31	56	42	17	12	2.6%
C72	Centralni ner. sis., dr. delovi	M	16	2	0	1	0	0	1	1	0	1	0	4	0	0	3	1	2	0.1%
C73	Štitasta žlezda	M	27	0	0	0	1	0	0	1	0	2	2	4	7	1	2	3	2	0.2%
C74	Nadbubrežna žlezda	M	13	1	1	0	0	0	1	0	0	0	0	1	0	5	1	1	2	0.1%
C75	Endokrine žlezde, druge	M	10	0	0	0	1	0	0	0	0	0	0	2	0	3	1	1	2	0.1%
C76	Ostale lokalizacije	M	79	0	1	0	0	0	0	1	1	4	4	10	10	4	16	16	12	0.7%
C77-C80	Sekundarne lok., bez ozn. lok.	M	243	2	2	0	1	2	1	3	8	15	24	16	45	32	47	45	2.2%	
C81	Hodgkinova bolest	M	97	0	0	6	4	8	9	7	4	7	8	7	6	8	9	7	7	0.9%
C82	Ne-Hodgkinov lim., folikularni	M	30	0	0	0	0	1	2	1	0	0	4	3	0	3	8	5	3	0.3%
C83	Ne-Hodgkinov lim., difuzni	M	38	0	1	1	0	1	0	0	1	5	5	5	2	3	3	7	4	0.3%
C84	Periferni i kožni lim. T-ćelija	M	2	0	0	0	0	0	0	0	0	0	1	1	0	0	0	0	0	0.0%
C85	Ne-Hodgkinovi limfomi, drugi	M	120	1	0	1	1	3	4	2	5	9	8	14	9	11	23	15	14	1.1%
C88	Zloćudne imunoprolifer. bolesti	M	1	0	0	0	0	0	0	0	0	0	0	0	0	0	0	0	0	0.0%
C90	Mult. mijelom i zloć. tum. plaz. cel.	M	50	0	0	0	0	1	0	1	0	1	4	2	3	12	13	9	4	0.4%
C91	Limfoidna leukemija	M	136	10	6	9	8	4	1	2	0	1	5	9	5	10	12	32	22	1.2%
C92	Mijeloidna leukemija	M	67	3	0	0	2	2	2	3	1	7	5	9	7	4	7	5	10	0.6%
C93	Monocitna leukemija	M	10	0	0	0	0	1	0	0	1	0	1	0	3	2	0	1	0.1%	
C94	Leukemije, druge	M	3	0	0	0	0	0	0	0	1	0	0	1	0	0	1	0	0	0.0%
C95	Leukemije, neoznačene	M	17	0	0	1	0	2	0	0	1	1	0	2	2	3	1	1	3	0.2%
C96	Dr. zloć. tum. hematop. sist.	M	3	1	0	0	0	0	1	0	0	0	0	1	0	0	0	0	0	0.0%
C00-C96	Sve lokalizacije, bez kože	M	10043	37	21	30	52	78	75	103	143	318	639	990	902	1527	1925	1719	1484	89.1%
(C44)	All sites but skin	Ž	9787	20	12	21	41	56	118	173	322	574	987	1028	904	1354	1517	1340	1320	90.2%







Tabela 20.1 Broj umrlih slučajeva od raka, prema primarnoj lokalizaciji (MKB-10), uzrastu i polu, centralna Srbija, 2000. godina (nastavak)

Table 20.1 Number of cancer deaths by primary site (ICD-10), age and sex, Central Serbia, 2000 (continued)

MKB-10 (ICD-10) Šifra (Code) Ukupno (All)	Primarna lokalizacija Primary site	POL SEX	Ukupno (All)	0-4	5-9	10-14	15-19	20-24	25-29	30-34	35-39	40-44	45-49	50-54	55-59	60-64	65-69	70-74	75+	%
		M (Male)	7206	4	3	13	10	22	19	39	63	154	379	566	624	1060	1546	1389	1315	100.0%
		Ž (Female)	5447	7	4	2	4	15	14	41	82	164	332	399	459	684	981	975	1284	
C51	Vulva	Ž	34	0	0	0	0	0	0	0	0	3	3	2	1	3	6	6	10	0.6%
C52	Vagina	Ž	6	0	0	0	0	0	0	0	0	0	1	0	0	1	2	0	2	0.1%
C53	Grlić materice Cervix uteri	Ž	327	0	0	0	0	1	1	8	13	21	30	40	28	40	44	46	55	6.0%
C54	Materica, telo Corpus uteri	Ž	76	0	0	0	0	0	0	0	2	1	0	3	7	13	18	18	14	1.4%
C55	Materica, neoznačeni deo Uterus, unspecified part	Ž	146	0	0	0	0	0	1	0	0	6	9	9	13	18	30	32	28	2.7%
C56	Jajnik Ovary	Ž	222	0	0	0	0	2	0	3	6	7	21	25	27	34	47	27	23	4.1%
C57	Ženski gen.org., dr. neoz. lok. Other & unspec.parts of fem. gen.org.	Ž	13	0	0	0	0	0	0	0	1	0	1	0	0	4	2	3	2	0.2%
C58	Placenta	Ž	0	0	0	0	0	0	0	0	0	0	0	0	0	0	0	0	0	0.0%
C60	Penis	M	7	0	0	0	0	0	0	0	0	0	0	1	0	0	0	1	5	0.1%
C61	Prostata Prostate	M	423	0	0	0	0	0	0	0	1	0	3	8	12	41	76	107	175	5.9%
C62	Testis	M	27	0	0	0	1	2	3	5	6	1	1	1	2	4	0	0	1	0.4%
C63	Muški gen.org., dr. neoz. org. Other & unspec. male genital organs	M	0	0	0	0	0	0	0	0	0	0	0	0	0	0	0	0	0	0.0%
C64	Bubreg Kidney, except renal pelvis	M	127	0	0	0	0	0	0	0	0	3	11	14	14	18	22	23	22	1.8%
C65	Bubrežna karlica Renal pelvis	M	5	0	0	0	0	0	0	0	0	0	0	0	1	1	2	1	0	0.1%
C66	Ureter	M	6	0	0	0	0	0	0	0	0	0	0	0	0	0	0	1	5	0.1%
C67	Mokraćna bešika Bladder	M	247	0	0	0	0	0	0	0	2	4	8	12	36	67	51	67	51	3.4%
C68	Urinarni organi, dr. neoz. org. Other & unspecified urinary organs	M	3	0	0	0	0	0	0	1	0	0	0	0	0	1	0	1	0	0.0%
C69	Oko, pripoji oka Eye and adnexa	M	8	0	0	0	0	0	0	0	0	0	0	0	2	2	0	3	1	0.1%
C70	Moždance Meninges	M	12	0	0	0	0	0	0	0	0	1	2	0	1	3	3	2	0	0.2%
C71	Mozak Brain	M	240	3	1	5	3	3	3	9	2	8	25	25	36	44	43	17	13	3.3%
C72	Centralni ner. sis., dr. delovi Spinal cord, cran. nerv. & oth. parts of CNS	M	9	1	0	0	0	1	1	0	1	0	0	1	0	1	2	1	0	0.1%
C73	Štitasta žlezda Thyroid gland	M	17	0	0	0	0	0	0	0	0	0	0	2	5	2	2	2	4	0.2%
C74	Nadbubrežna žlezda Adrenal gland	M	9	0	0	0	0	0	0	0	0	0	0	2	1	3	1	1	1	0.1%
C75	Endokrine žlezde, druge Other endocrine glands & related structures	M	7	0	0	1	0	0	1	0	0	0	1	2	0	0	0	1	1	0.1%
C76	Ostale lokalizacije Other & ill defined sites	M	125	0	0	1	0	2	0	0	1	0	10	3	11	18	22	28	29	1.7%
C77-C80	Sekundarne lok., bez ozn. lok. Unspec.mal.neo.of lymph nod.&without of spec.of site	M	409	0	0	2	0	0	2	2	9	18	41	28	56	94	82	75	5.7%	
C81	Hodgkinova bolest Hodgkin's disease	M	25	0	0	0	1	1	1	1	3	0	1	2	6	1	3	1	4	0.3%
C82	Ne-Hodgkinov lim., folikularni Follicular non-Hodgkin's lymphoma	M	0	0	0	0	0	0	0	0	0	0	0	0	0	0	0	0	0	0.0%
C83	Ne-Hodgkinov lim., difuzni Diffuse non-Hodgkin's lymphoma	M	4	0	0	0	0	0	0	0	0	1	0	1	0	1	1	0	0	0.1%
C84	Periferni i kožni lim. T-čelija Peripheral & cutaneous T-cell lymphomas	M	2	0	0	0	0	0	0	0	0	0	0	0	0	0	0	0	0	0.0%
C85	Ne-Hodgkinovi limfomi, drugi Other & unspec. types of non-Hodgkin's lymph	M	66	0	0	0	0	1	1	1	2	1	8	5	2	5	15	13	12	0.9%
C88	Zloćudne imunoprolifer. bolesti Malignant immunoproliferative diseases	M	0	0	0	0	0	0	0	0	0	0	0	0	0	0	0	0	0	0.0%
C90	Mult. mijelom i zloć. tum. plaz. cel. Multiple myeloma and malignant plasma cell n	M	46	0	0	0	0	0	0	0	1	1	2	2	7	11	12	8	4	0.6%
C91	Limfoidna leukemija Lymphoblastic, lymphoid leukaemia	M	84	0	1	2	0	3	2	1	1	4	2	2	7	5	20	20	14	1.2%
C92	Mijeloidna leukemija Myeloid leukaemia	M	45	0	0	0	1	2	1	2	1	4	3	4	4	6	2	8	9	0.6%
C93	Monocitna leukemija Monocytic leukaemia	M	3	0	0	0	0	0	0	0	0	0	0	0	0	2	1	0	0	0.0%
C94	Leukemije, druge Other leukaemias of specified cells	M	1	0	0	0	0	0	0	0	0	0	0	0	0	0	0	0	0	0.0%
C95	Leukemije, neoznačene Leukaemia, unspecified cell type	M	33	0	0	1	1	1	0	0	1	1	0	0	3	3	7	6	9	0.5%
C96	Dr. zloć. tum. hematop. sist. Other&unsp.mal.neo.of lym.,haem.& tissue	M	6	0	1	0	0	0	0	0	0	0	0	0	0	1	2	1	0	0.1%
C00-C96 (C44)	Sve lokalizacije, bez kože All sites but skin	M	7167	4	3	13	10	22	19	39	63	154	379	565	624	1058	1535	1383	1296	99.5%
		Ž	5392	7	4	2	4	15	14	41	82	164	331	399	458	682	975	965	1249	99.0%







**Tabela 22. Ukupan broj novoobolelih, broj i procenat histološki i citološki verifikovanih slučajeva raka prema primarnoj lokalizaciji i polu, centralna Srbija, 2000. godina**

Table 22. Total number of new cancer cases, number and percentage of histologically and cytologically confirmed cancer cases by primary site and sex, Central Serbia 2000

MKB-10 (ICD-10) Šifra (Code)	Primarna lokalizacija Primary site	POL (SEX) M (Male) Z(Female)	Ukupan broj novoobolelih All new cases		Broj histo. / cito. verifikovanih Number of cases histo./ cyto. confirmed		%
			11270	8318	73.8%		
			10853	7131	65.7%		
C00	Usna	M	107	72	67.3%		
	Lip	Ž	27	12	44.4%		
C01	Jezik, koren	M	47	25	53.2%		
	Base of tongue	Ž	17	6	35.3%		
C02	Jezik, drugi delovi	M	33	26	78.8%		
	Tongue, other & unspecified parts	Ž	5	3	60.0%		
C03	Desni	M	7	5	71.4%		
	Gum	Ž	5	0	0.0%		
C04	Pod usta	M	51	27	52.9%		
	Floor of mouth	Ž	11	6	54.5%		
C05	Nepce	M	13	6	46.2%		
	Palate	Ž	7	3	42.9%		
C06	Usta, drugi delovi	M	18	5	27.8%		
	Mouth, other & unspecified parts	Ž	95	34	35.8%		
C07	Parotidna žlezda	M	19	13	68.4%		
	Parotid gland	Ž	21	18	85.7%		
C08	Pljuvačna žlezda	M	13	3	23.1%		
	Other & unspec. major salivary gl.	Ž	9	2	22.2%		
C09	Krajnik	M	39	19	48.7%		
	Tonsil	Ž	6	3	50.0%		
C10	Orofarings	M	32	18	56.3%		
	Oropharynx	Ž	7	2	28.6%		
C11	Nasofarings	M	36	22	61.1%		
	Nasopharynx	Ž	13	10	76.9%		
C12	Piriformni sinus	M	0	0	0.0%		
	Pyrimiform sinus	Ž	1	0	0.0%		
C13	Hipofarings	M	84	53	63.1%		
	Hypopharynx	Ž	15	11	73.3%		
C14	Usne, usta, zrdelo, drugi delovi	M	27	26	96.3%		
	Other & ill def. sites in the lip oral cavity & pharynx	Ž	2	1	50.0%		
C15	Jednjak	M	156	103	66.0%		
	Oesophagus	Ž	40	18	45.0%		
C16	Želudac	M	595	494	83.0%		
	Stomach	Ž	328	289	88.1%		
C17	Tanko crevo	M	33	11	33.3%		
	Small intestine	Ž	19	8	42.1%		
C18	Debelo crevo	M	599	407	67.9%		
	Colon	Ž	418	231	55.3%		
C19	Rektosigmoidni prelaz	M	79	68	86.1%		
	Rectosigmoid junction	Ž	71	51	71.8%		
C20	Rektum	M	587	427	72.7%		
	Rectum	Ž	390	330	84.6%		
C21	Anus i analni kanal	M	18	8	44.4%		
	Anus & anal canal	Ž	23	8	34.8%		
C22	Jetra, žučni kanali	M	244	104	42.6%		
	Liver & intrahepatic bile ducts	Ž	196	96	49.0%		
C23	Žučna kesha	M	38	25	65.8%		
	Gallbladder	Ž	97	66	68.0%		
C24	Žučni kanali, drugi delovi	M	35	13	37.1%		
	Biliary tract, other & unspec. parts	Ž	25	15	60.0%		
C25	Pankreas	M	245	125	51.0%		
	Pancreas	Ž	187	82	43.9%		
C26	Org. za var., neodrež. lok.	M	9	4	44.4%		
	Other & ill-defined digestive organs	Ž	3	1	33.3%		
C30	Nosna šupljina i srednje uvo	M	18	6	33.3%		
	Nasal cavity & middle ear	Ž	12	6	50.0%		
C31	Nosni sinusi	M	14	7	50.0%		
	Accessory sinuses	Ž	1	0	0.0%		
C32	Larings	M	531	444	83.6%		
	Larynx	Ž	54	24	44.4%		
C33	Traheja	M	5	4	80.0%		
	Trachea	Ž	3	2	66.7%		
C34	Bronh i pluća	M	2603	1711	65.7%		
	Bronchus & lung	Ž	755	452	59.9%		
C37	Timus	M	0	0	0.0%		
	Thymus	Ž	1	0	0.0%		
C38	Srce, mediastinum, pleura	M	35	30	85.7%		
	Heart, mediastinum & pleura	Ž	23	19	82.6%		
C39	Toraks, druge lokalizacije	M	4	1	25.0%		
	Other & ill-def. in the res. sys. & intrath. org.	Ž	3	1	33.3%		
C40	Kosti i zglob. hrskavice udova	M	36	18	50.0%		
	Bone & articular cartilage of limbs	Ž	27	13	48.1%		
C41	Kosti i zglob. hrskav., dr. lok.	M	47	38	80.9%		
	Bone & artic. cart. of other & unspec. parts	Ž	33	24	72.7%		
C43	Koža, maligni melanom	M	175	136	77.7%		
	Malignant melanoma of skin	Ž	162	149	92.0%		
C44	Koža, drugi mal. tumori	M	1227	992	80.8%		
	Skin, other malignomas	Ž	1066	895	84.0%		
C45	Mezoteliom	M	10	8	80.0%		
	Mesothelioma	Ž	8	6	75.0%		
C46	Kaposijev sarkom	M	0	0	0.0%		
	Kaposi's sarcoma	Ž	0	0	0.0%		
C47	Periferni nervi i aut. ner. sis.	M	5	3	60.0%		
	Peripheral nerves & auton. nerv. sys.	Ž	1	1	100.0%		
C48	Peritoneum i retroperitoneum	M	20	10	50.0%		
	Retroperitoneum & peritoneum	Ž	27	14	51.9%		
C49	Vezivna i meka tkiva, drugi	M	53	17	32.1%		
	Other connective and soft tissue	Ž	37	9	24.3%		
C50	Dojka	M	44	42	95.5%		
	Breast	Ž	2715	1585	58.4%		

Tabela 22.1 Ukupan broj novoobolelih, broj i procenat histološki i citološki verifikovanih slučajeva raka prema primarnoj lokalizaciji i polu, centralna Srbija, 2000. godina (nastavak)

Table 22.1 Total number of new cancer cases, number and percentage of histologically and cytologically confirmed cancer cases by primary site and sex, Central Serbia 2000 (continued)

MKB-10 (ICD-10) Šifra (Code)	Primarna lokalizacija Primary site	POL (SEX) M (Male) Z(Female)	Ukupan broj novoobolelih		Broj histo. / cito. verifikovanih	
			All new cases	11270	Number of cases histo./ cyto. confirmed	8318
			10853	7131	73.8%	65.7%
C51	Vulva Vulva	Ž	86	58		67.4%
C52	Vagina Vagina	Ž	32	20		62.5%
C53	Grlić materice Cervix uteri	Ž	1001	809		80.8%
C54	Materica, telo Corpus uteri	Ž	601	383		63.7%
C55	Materica, neoznačeni deo Uterus, unspecified part	Ž	105	39		37.1%
C56	Jajnik Ovary	Ž	468	250		53.4%
C57	Ženski gen. org., dr. neoz. lok. Other & unspec. parts of fem. gen. org.	Ž	28	10		35.7%
C58	Placenta Placenta	Ž	1	0		0.0%
C60	Penis Penis	M	34	27		79.4%
C61	Prostata Prostate	M	813	756		93.0%
C62	Testis Testis	M	141	109		77.3%
C63	Muški gen. org., dr. neoz. org. Other & unspec. male genital organs	M	7	6		85.7%
C64	Bubreg Kidney, except renal pelvis	M	242	190		78.5%
		Ž	135	83		61.5%
C65	Bubrežna karlica Renal pelvis	M	15	12		80.0%
		Ž	13	10		76.9%
C66	Ureter Ureter	M	26	10		38.5%
		Ž	10	6		60.0%
C67	Mokraćna bešika Bladder	M	707	556		78.6%
		Ž	228	164		71.9%
C68	Urinarni organi, dr. neoz. org. Other & unspecified urinary organs	M	4	4		100.0%
		Ž	3	3		100.0%
C69	Oko, pripoji oka Eye and adnexa	M	15	6		40.0%
		Ž	14	7		50.0%
C70	Moždanice Meninges	M	15	11		73.3%
		Ž	25	17		68.0%
C71	Mozak Brain	M	298	255		85.6%
		Ž	248	166		66.9%
C72	Centralni ner. sis., dr. delovi Spinal cord, cran. nerv. & oth. parts of CNS	M	16	9		56.3%
		Ž	10	8		80.0%
C73	čitasta žlezda Thyroid gland	M	27	20		74.1%
		Ž	87	26		29.9%
C74	Nadbubrežna žlezda Adrenal gland	M	13	14		107.7%
		Ž	8	4		50.0%
C75	Endokrine žlezde, druge Oth. endoc. gl. & related structures	M	10	3		30.0%
		Ž	11	5		45.5%
C76	Ostale lokalizacije Other & ill defined sites	M	79	55		69.6%
		Ž	115	68		59.1%
C77-C80	Sekundarne lok., bez ozn. lok. Unspec. mal. neo. of lymph nod. & without of spec. of site	M	243	233		95.9%
		Ž	206	134		65.0%
C81	Hodgkinova bolest Hodgkin's disease	M	97	90		92.8%
		Ž	68	60		88.2%
C82	Ne-Hodgkinov lim., folikularni Follicular non-Hodgkin's lymphoma	M	30	20		66.7%
		Ž	35	25		71.4%
C83	Ne-Hodgkinov lim., difuzni Diffuse non-Hodgkin's lymphoma	M	38	35		92.1%
		Ž	40	32		80.0%
C84	Periferni i kožni lim. T-čelija Peripheral & cutaneous T-cell lymphomas	M	2	2		100.0%
		Ž	14	11		78.6%
C85	Ne-Hodgkinovi limfomi, drugi Oth. & unspec. types of non-Hodgkin's lymphoma	M	120	90		75.0%
		Ž	75	60		80.0%
C88	Zloćudne imunoprolifer. bolesti Malignant immunoproliferative diseases	M	1	0		0.0%
		Ž	1	0		0.0%
C90	Mult. mijelom i zloć. tum. plaz. ćel. Multiple myeloma and malignant plasma cell neoplasms	M	50	39		78.0%
		Ž	51	30		58.8%
C91	Limfoidna leukemija Lymphoblastic, lymphoid leukaemia	M	136	101		74.3%
		Ž	86	67		77.9%
C92	Mijeloidna leukemija Myeloid leukaemia	M	67	62		92.5%
		Ž	58	55		94.8%
C93	Monocitna leukemija Monocytic leukaemia	M	10	5		50.0%
		Ž	7	2		28.6%
C94	Leukemije, druge Other leukaemias of specified cells	M	3	2		66.7%
		Ž	1	1		100.0%
C95	Leukemije, neoznačene Leukaemia, unspecified cell type	M	17	10		58.8%
		Ž	13	12		92.3%
C96	Dr. zloć. tum. hematop. sist. Oth. & unspec. mal. neo. of lymph., haematopoietic & relate	M	3	0		0.0%
		Ž	3	0		0.0%
C00-C96 (C44)	Sve lokalizacije, bez kože All sites but skin	M	10043	9051		90.1%
		Ž	9787	8892		90.9%

Tabela 23. Broj novoobolelih i incidencija od raka na 100.000 stanovnika prema primarnoj lokalizaciji, uzrastu i polu, centralna Srbija, 2000. godina

Table 23. Number of new cancer cases and cancer incidence rates per 100.000 population by primary site, age and sex, Central Serbia, 2000

MKB-10 (ICD-10) Šifra (Code)	Primarna lokalizacija Primary site	POL SEX	Ukupno (All)		Sirova incid. Crude rate		Standardizovana incidencija (Stand. incidence)		
			M (Male)	11270	421.8	361.4	258.9	133.9	
			Z (Female)	10853	385.8	308.0	229.5	143.5	
C00	Usna Lip	M Ž	107 27	4.0 1.0	3.4 0.7	2.3 0.5	1.2 0.2		
C01	Jezik, koren Base of tongue	M Ž	47 17	1.8 0.6	1.6 0.5	1.1 0.4	0.9 0.3		
C02	Jezik, drugi delovi Tongue, other & unspecified parts	M Ž	33 5	1.2 0.2	1.1 0.1	0.8 0.1	0.7 0.1		
C03	Desni Gum	M Ž	7 5	0.3 0.2	0.2 0.1	0.2 0.1	0.2 0.0		
C04	Pod usta Floor of mouth	M Ž	51 11	1.9 0.4	1.7 0.3	1.3 0.2	1.0 0.2		
C05	Nepce Palate	M Ž	13 7	0.5 0.2	0.4 0.2	0.3 0.2	0.2 0.1		
C06	Usta, drugi delovi Mouth, other & unspecified parts	M Ž	18 95	0.7 3.4	0.6 3.4	0.4 2.9	0.3 1.8		
C07	Parotidna žlezda Parotid gland	M Ž	19 21	0.7 0.7	0.6 0.6	0.5 0.5	0.2 0.3		
C08	Pljuvačna žlezda Other & unspec. major salivary gl.	M Ž	13 9	0.5 0.3	0.4 0.2	0.3 0.2	0.2 0.1		
C09	Krajnik Tonsil	M Ž	39 6	1.5 0.2	1.3 0.2	1.0 0.1	0.7 0.1		
C10	Orofarings Oropharynx	M Ž	32 7	1.2 0.2	1.0 0.2	0.7 0.1	0.5 0.1		
C11	Nasofarings Nasopharynx	M Ž	36 13	1.3 0.5	1.2 0.3	0.9 0.3	0.7 0.1		
C12	Piriformni sinus Pyiform sinus	M Ž	0 1	0.0 0.0	0.0 0.0	0.0 0.0	0.0 0.0		
C13	Hipofarings Hypopharynx	M Ž	84 15	3.1 0.5	2.7 0.4	2.0 0.3	1.4 0.2		
C14	Usne, usta, ždrelo, drugi delovi Other & ill def. sites in the lip oral cavity & pharynx	M Ž	27 2	1.0 0.1	0.8 0.1	0.6 0.0	0.4 0.0		
C15	Jednjak Oesophagus	M Ž	156 40	5.8 1.4	5.0 1.0	3.5 0.7	2.3 0.4		
C16	Želudac Stomach	M Ž	595 328	22.3 11.7	18.8 8.6	12.9 6.0	6.4 3.0		
C17	Tanko crevo Small intestine	M Ž	33 19	1.2 0.7	1.1 0.5	0.8 0.3	0.6 0.2		
C18	Debelo crevo Colon	M Ž	599 418	22.4 14.9	19.2 11.1	13.2 7.8	7.0 4.5		
C19	Rektosigmoidni prelaz Rectosigmoid junction	M Ž	79 71	3.0 2.5	2.5 1.9	1.7 1.3	0.8 0.6		
C20	Rektum Rectum	M Ž	587 390	22.0 13.9	18.4 10.2	12.7 7.2	6.3 3.9		
C21	Anus i analni kanal Anus & anal canal	M Ž	18 23	0.7 0.8	0.5 0.6	0.4 0.4	0.2 0.2		
C22	Jetra, žučni kanali Liver & intrahepatic bile ducts	M Ž	244 196	9.1 7.0	7.6 5.0	5.3 3.5	2.5 1.6		
C23	Žučna kesha Gallbladder	M Ž	38 97	1.4 3.4	1.3 2.5	0.8 1.7	0.3 0.8		
C24	Žučni kanali, drugi delovi Biliary tract, other & unspec. parts	M Ž	35 25	1.3 0.9	1.1 0.6	0.7 0.4	0.2 0.2		
C25	Pankreas Pancreas	M Ž	245 187	9.2 6.6	7.8 4.7	5.4 3.2	3.0 1.4		
C26	Org. za var., neodređ. lok. Other & ill-defined digestive organs	M Ž	9 3	0.3 0.1	0.3 0.1	0.2 0.0	0.1 0.0		
C30	Nosna šupljina i srednje uvo Nasal cavity & middle ear	M Ž	18 12	0.7 0.4	0.6 0.3	0.4 0.2	0.2 0.1		
C31	Nosni sinusi Accessory sinuses	M Ž	14 1	0.5 0.0	0.4 0.0	0.3 0.0	0.2 0.0		
C32	Larings Larynx	M Ž	531 54	19.9 1.9	17.2 1.5	12.3 1.1	8.5 0.6		
C33	Traheja Trachea	M Ž	5 3	0.2 0.1	0.2 0.1	0.1 0.1	0.1 0.1		
C34	Bronh i pluća Bronchus & lung	M Ž	2603 755	97.4 26.8	81.6 20.8	58.2 15.1	34.5 9.9		
C37	Timus Thymus	M Ž	0 1	0.0 0.0	0.0 0.0	0.0 0.0	0.0 0.0		
C38	Srce, mediastinum, pleura Heart, mediastinum & pleura	M Ž	35 23	1.3 0.8	1.1 0.6	0.8 0.5	0.4 0.3		
C39	Toraks, druge lokalizacije Other & ill-def. in the res. sys. & intrath. org.	M Ž	4 3	0.1 0.1	0.1 0.1	0.1 0.1	0.1 0.0		
C40	Kosti i zglob. hrskavice udova Bone & articular cartilage of limbs	M Ž	36 27	1.3 1.0	1.2 0.9	1.1 0.8	0.3 0.3		
C41	Kosti i zglob. hrskav., dr. lok. Bone & artic. cart. of other & unspec. parts	M Ž	47 33	1.8 1.2	1.6 1.0	1.3 0.8	0.6 0.4		
C43	Koža, maligni melanom Malignant melanoma of skin	M Ž	175 162	6.5 5.8	5.8 4.8	4.4 3.7	2.5 2.2		
C44	Koža, drugi mal. tumori Skin, other malignomas	M Ž	1227 1066	45.9 37.9	39.2 28.0	26.6 19.5	12.7 9.8		
C45	Mezoteliom Mesothelioma	M Ž	10 8	0.4 0.3	0.3 0.2	0.2 0.2	0.1 0.1		
C46	Kaposijev sarkom Kaposi's sarcoma	M Ž	0 0	0.0 0.0	0.0 0.0	0.0 0.0	0.0 0.0		
C47	Periferni nervi i aut. ner. sis. Peripheral nerves & auton. nerv. sys.	M Ž	5 1	0.2 0.0	0.2 0.0	0.1 0.0	0.1 0.0		
C48	Peritoneum i retroperitoneum Retroperitoneum & peritoneum	M Ž	20 27	0.7 1.0	0.7 0.7	0.6 0.5	0.4 0.2		
C49	Vezivna i meka tkiva, drugi Other connective and soft tissue	M Ž	53 37	2.0 1.3	1.9 1.2	1.7 1.0	0.8 0.4		
C50	Dojka Breast	M Ž	44 2715	1.6 96.5	1.4 80.2	1.0 60.2	0.7 45.3		

Tabela 23.1 Broj novoobolelih i incidencija od raka na 100.000 stanovnika prema primarnoj lokalizaciji, uzrastu i polu, centralna Srbija, 2000. godina (nastavak)

Table 23.1 Number of new cancer cases and cancer incidence rates per 100.000 population by primary site, age and sex, Central Serbia, 2000 (continued)

MKB-10 (ICD-10) Šifra (Code)	Primarna lokalizacija Primary site	POL SEX	Ukupno (All)	Sirova acid. Crude rate	Standardizovana incidencija (Stand. incidence)		
		M (Male) Z (Female)			ASR(E)	ASR(W)	TRUNC
			11270	421.8	361.4	258.9	133.9
			10853	385.8	308.0	229.5	143.5
C51	Vulva	Ž	86	3.1	2.2	1.6	0.8
C52	Vagina	Ž	32	1.1	0.9	0.7	0.4
C53	Grlić materice Cervix uteri	Ž	1001	35.6	31.2	24.5	18.2
C54	Materica, telo Corpus uteri	Ž	601	21.4	16.9	12.4	8.7
C55	Materica, neoznačeni deo Uterus, unspecified part	Ž	105	3.7	2.9	2.1	1.3
C56	Jajnik Ovary	Ž	468	16.6	13.7	10.4	6.8
C57	Ženski gen. org., dr. neoz. lok. Other & unspec. parts of fem. gen. org.	Ž	28	1.0	0.9	0.6	0.4
C58	Placenta	Ž	1	0.0	0.0	0.0	0.0
C60	Penis	M	34	1.3	1.1	0.8	0.4
C61	Prostata	M	813	30.4	25.3	15.9	3.7
C62	Testis	M	141	5.3	5.3	5.2	1.5
C63	Muški gen. org., dr. neoz. org. Other & unspec. male genital organs	M	7	0.3	0.2	0.2	0.1
C64	Bubreg	M	242	9.1	8.0	5.8	3.5
	Kidney, except renal pelvis	Ž	135	4.8	3.6	2.6	1.3
C65	Bubrežna karlica	M	15	0.6	0.5	0.3	0.3
	Renal pelvis	Ž	13	0.5	0.3	0.2	0.0
C66	Ureter	M	26	1.0	0.8	0.5	0.3
	Ureter	Ž	10	0.4	0.3	0.2	0.1
C67	Mokraćna bešika	M	707	26.5	22.4	15.3	7.5
	Bladder	Ž	228	8.1	6.0	4.1	2.2
C68	Urinarni organi, dr. neoz. org. Other & unspecified urinary organs	M	4	0.1	0.1	0.1	0.0
		Ž	3	0.1	0.1	0.0	0.0
C69	Oklo, pripoji oka Eye and adnexa	M	15	0.6	0.5	0.4	0.2
		Ž	14	0.5	0.4	0.3	0.1
C70	Moždance	M	15	0.6	0.5	0.4	0.2
	Meninges	Ž	25	0.9	0.8	0.7	0.4
C71	Mozak	M	298	11.2	10.2	8.7	4.9
	Brain	Ž	248	8.8	7.8	6.8	3.3
C72	Centralni ner. sis., dr. delovi Spinal cord, cran. nerv. & oth. parts of CNS	M	16	0.6	0.6	0.6	0.1
		Ž	10	0.4	0.4	0.4	0.1
C73	čtitasta žlezda Thyroid gland	M	27	1.0	0.9	0.7	0.5
		Ž	87	3.1	2.6	2.0	1.2
C74	Nadbubrežna žlezda Adrenal gland	M	13	0.5	0.5	0.4	0.2
		Ž	8	0.3	0.2	0.2	0.1
C75	Endokrine žlezde, druge Oth. endoc. gl. & related structures	M	10	0.4	0.3	0.2	0.1
		Ž	11	0.4	0.3	0.3	0.1
C76	Ostale lokalizacije Other & ill defined sites	M	79	3.0	2.6	1.8	0.9
		Ž	115	4.1	3.1	2.2	0.9
C77-C80	Sekundarne lok., bez ozn. lok. Unspec. mal. neo. of lymph nod. & without of spec. of site	M	243	9.1	7.9	5.6	2.9
		Ž	206	7.3	5.5	4.0	2.0
C81	Hodgkinova bolest Hodgkin's disease	M	97	3.6	3.4	3.0	1.1
		Ž	68	2.4	2.3	2.2	0.7
C82	Ne-Hodgkinov lim., folikularni Follicular non-Hodgkin's lymphoma	M	30	1.1	0.9	0.7	0.3
		Ž	35	1.2	1.0	0.9	0.4
C83	Ne-Hodgkinov lim., difuzni Diffuse non-Hodgkin's lymphoma	M	38	1.4	1.3	1.0	0.6
		Ž	40	1.4	1.1	0.9	0.4
C84	Periferni i kožni lim. T-ćelija Peripheral & cutaneous T-cell lymphomas	M	2	0.1	0.1	0.1	0.1
		Ž	14	0.5	0.4	0.3	0.2
C85	Ne-Hodgkinovi limfomi, drugi Oth. & unspec. types of non-Hodgkin's lymphoma	M	120	4.5	4.0	3.1	1.6
		Ž	75	2.7	2.2	1.8	1.0
C88	Zloćudne imunoprolifer. bolesti Malignant immunoproliferative diseases	M	1	0.0	0.0	0.0	0.0
		Ž	1	0.0	0.0	0.0	0.0
C90	Mult. mijelom i zloć. tum. plaz. ćel. Multiple myeloma and malignant plasma cell neoplasms	M	50	1.9	1.5	1.1	0.6
		Ž	51	1.8	1.3	1.0	0.6
C91	Limfoidna leukemija Lymphoblastic, lymphoid leukaemia	M	136	5.1	4.8	4.4	0.8
		Ž	86	3.1	2.6	2.3	0.7
C92	Mijeloidna leukemija Myeloid leukaemia	M	67	2.5	2.4	2.0	0.9
		Ž	58	2.1	1.6	1.2	0.6
C93	Monocitna leukemija Monocytic leukaemia	M	10	0.4	0.3	0.3	0.2
		Ž	7	0.2	0.2	0.2	0.1
C94	Leukemije, druge Other leukaemias of specified cells	M	3	0.1	0.1	0.1	0.1
		Ž	1	0.0	0.0	0.0	0.0
C95	Leukemije, neoznačene Leukaemia, unspecified cell type	M	17	0.6	0.6	0.5	0.2
		Ž	13	0.5	0.4	0.3	0.1
C96	Dr. zloć. tum. hematop. sist. Oth. & unspec. mal. neo. of lymph., haematopoietic & relat	M	3	0.1	0.1	0.2	0.0
		Ž	3	0.1	0.1	0.1	0.0
C00-C96 (C44)	Sve lokalizacije, bez kože All sites but skin	M	10043	375.9	322.2	232.3	121.2
		Ž	9787	347.9	280.0	210.0	133.8

Tabela 24. Broj umrlih i mortalitet od raka na 100.000 stanovnika prema primarnoj lokalizaciji, uzrastu i polu, centralna Srbija, 2000. godina

Table 24. Number of death cancer cases and cancer mortality rates per 100.000 population by primary site, age and sex, Central Serbia, 2000

MKB-10 (ICD-10) Šifra (Code)	Primarna lokalizacija Primary site	POL SEX M (Male) Z (Female)	Ukupno	Sirovi mort.	Standardizovani mortalitet (Stand. mortality)		
			(All)	Crude rate	ASR(E)	ASR(W)	TRUNC
			7206	269.7	227.3	157.2	75.8
			5447	193.6	144.5	101.0	53.8
C00	Usna	M	16	0.6	0.6	0.3	0.1
	Lip	Ž	4	0.1	0.1	0.0	0.0
C01	Jezik, koren	M	15	0.6	0.5	0.3	0.2
	Base of tongue	Ž	0	0.0	0.0	0.0	0.0
C02	Jezik, drugi delovi	M	23	0.9	0.7	0.5	0.4
	Tongue, other & unspecified parts	Ž	4	0.1	0.1	0.1	0.1
C03	Desni	M	2	0.1	0.1	0.0	0.0
	Gum	Ž	0	0.0	0.0	0.0	0.0
C04	Pod usta	M	18	0.7	0.6	0.4	0.3
	Floor of mouth	Ž	1	0.0	0.0	0.0	0.0
C05	Nepce	M	6	0.2	0.2	0.1	0.1
	Palate	Ž	3	0.1	0.1	0.0	0.0
C06	Usta, drugi delovi	M	11	0.4	0.3	0.2	0.1
	Mouth, other & unspecified parts	Ž	8	0.3	0.2	0.1	0.1
C07	Parotidna žlezda	M	11	0.4	0.3	0.2	0.1
	Parotid gland	Ž	5	0.2	0.1	0.1	0.1
C08	Pljučna žlezda	M	1	0.0	0.0	0.0	0.0
	Other & unspec. major salivary gl.	Ž	2	0.1	0.0	0.0	0.0
C09	Krajnik	M	15	0.6	0.5	0.4	0.2
	Tonsil	Ž	1	0.0	0.0	0.0	0.0
C10	Orofarings	M	6	0.2	0.2	0.1	0.1
	Oropharynx	Ž	3	0.1	0.1	0.0	0.0
C11	Nasofarings	M	7	0.3	0.2	0.2	0.1
	Nasopharynx	Ž	2	0.1	0.0	0.0	0.0
C12	Piriformni sinus	M	0	0.0	0.0	0.0	0.0
	Pyiform sinus	Ž	0	0.0	0.0	0.0	0.0
C13	Hipofarings	M	59	2.2	2.0	1.4	1.1
	Hypopharynx	Ž	11	0.4	0.3	0.2	0.1
C14	Usne, usta, ždrelo, drugi delovi	M	30	1.1	0.9	0.7	0.4
	Other & ill def. sites in the lip oral cavity & pharynx	Ž	2	0.1	0.1	0.0	0.0
C15	Jednjak	M	140	5.2	4.4	3.1	1.7
	Oesophagus	Ž	32	1.1	0.8	0.6	0.2
C16	Želudac	M	591	22.1	18.5	12.5	5.3
	Stomach	Ž	313	11.1	7.9	5.3	2.5
C17	Tanko crevo	M	6	0.2	0.2	0.1	0.0
	Small intestine	Ž	8	0.3	0.2	0.1	0.0
C18	Debelo crevo	M	400	15.0	12.8	8.5	3.8
	Colon	Ž	286	10.2	7.0	4.6	1.7
C19	Rektosigmoidni prelaz	M	44	1.6	1.4	0.9	0.3
	Rectosigmoid junction	Ž	24	0.9	0.5	0.3	0.1
C20	Rektum	M	390	14.6	12.0	8.0	3.0
	Rectum	Ž	278	9.9	7.0	4.7	2.1
C21	Anus i analni kanal	M	4	0.1	0.1	0.1	0.1
	Anus & anal canal	Ž	4	0.1	0.1	0.1	0.0
C22	Jetra, žučni kanali	M	342	12.8	10.7	7.2	3.3
	Liver & intrahepatic bile ducts	Ž	248	8.8	6.2	4.3	1.8
C23	Žučna kesha	M	41	1.5	1.3	0.8	0.3
	Gallbladder	Ž	100	3.6	2.4	1.6	0.6
C24	Žučni kanali, drugi delovi	M	41	1.5	1.3	0.8	0.2
	Biliary tract, other & unspec. parts	Ž	26	0.9	0.6	0.4	0.1
C25	Pankreas	M	299	11.2	9.4	6.5	3.3
	Pancreas	Ž	246	8.7	6.1	4.1	1.7
C26	Org. za var., neodrež. lok.	M	11	0.4	0.3	0.2	0.1
	Other & ill-defined digestive organs	Ž	7	0.2	0.2	0.1	0.1
C30	Nosna šupljina i srednje uvo	M	1	0.0	0.0	0.0	0.0
	Nasal cavity & middle ear	Ž	2	0.1	0.0	0.0	0.0
C31	Nosni sinusi	M	1	0.0	0.0	0.0	0.0
	Accessory sinuses	Ž	2	0.1	0.0	0.0	0.0
C32	Larings	M	316	11.8	10.0	7.1	4.3
	Larynx	Ž	27	1.0	0.7	0.5	0.3
C33	Traheja	M	6	0.2	0.2	0.2	0.1
	Trachea	Ž	1	0.0	0.0	0.0	0.0
C34	Bronh i pluća	M	2115	79.2	65.8	46.3	25.7
	Bronchus & lung	Ž	578	20.5	15.5	10.9	6.4
C37	Timus	M	0	0.0	0.0	0.0	0.0
	Thymus	Ž	0	0.0	0.0	0.0	0.0
C38	Srce, mediastinum, pleura	M	33	1.2	1.1	0.8	0.5
	Heart, mediastinum & pleura	Ž	20	0.7	0.5	0.4	0.2
C39	Toraks, druge lokalizacije	M	1	0.0	0.0	0.0	0.0
	Other & ill-def. in the res. sys. & intrath. org.	Ž	0	0.0	0.0	0.0	0.0
C40	Kosti i zglob. hrskavice udova	M	7	0.3	0.2	0.2	0.1
	Bone & articular cartilage of limbs	Ž	4	0.1	0.1	0.1	0.0
C41	Kosti i zglob. hrskav., dr. lok.	M	34	1.3	1.0	0.8	0.4
	Bone & artic. cart. of other & unspec. parts	Ž	16	0.6	0.5	0.4	0.2
C43	Koža, maligni melanom	M	77	2.9	2.6	1.9	1.3
	Malignant melanoma of skin	Ž	54	1.9	1.6	1.2	0.7
C44	Koža, drugi mal. tumori	M	39	1.5	1.2	0.7	0.1
	Skin, other malignomas	Ž	55	2.0	1.3	0.7	0.1
C45	Mezoteliom	M	6	0.2	0.2	0.1	0.1
	Mesothelioma	Ž	7	0.2	0.2	0.1	0.0
C46	Kaposijev sarkom	M	0	0.0	0.0	0.0	0.0
	Kaposi's sarcoma	Ž	0	0.0	0.0	0.0	0.0
C47	Periferni nervi i aut. ner. sis.	M	0	0.0	0.0	0.0	0.0
	Peripheral nerves & auton. nerv. sys.	Ž	0	0.0	0.0	0.0	0.0
C48	Peritoneum i retroperitoneum	M	25	0.9	0.8	0.6	0.3
	Retroperitoneum & peritoneum	Ž	23	0.8	0.6	0.4	0.3
C49	Vezivna i meka tkiva, drugi	M	8	0.3	0.3	0.2	0.1
	Other connective and soft tissue	Ž	9	0.3	0.3	0.4	0.1
C50	Dojka	M	16	0.6	0.5	0.3	0.1
	Breast	Ž	999	35.5	28.3	20.2	13.9

**Tabela 24.1 Broj umrlih i mortalitet od raka na 100.000 stanovnika prema primarnoj lokalizaciji, uzrastu i polu, centralna Srbija, 2000. godina (nastavak)**

Table 24.1 Number of death cancer cases and cancer mortality rates per 100,000 population by primary site, age and sex, Central Serbia, 2000 (continued)

MKB-10 (ICD-10) Šifra (Code)	Primarna lokalizacija Primary site	POL SEX M (Male) Z (Female)	Ukupno	Sirovi mort.	Standardizovani mortalitet (Stand. mortality)		
			(All)	Crude rate	ASR(E)	ASR(W)	TRUNC
			7206	269.7	227.3	157.2	75.8
			5447	193.6	144.5	101.0	53.8
C51	Vulva	Ž	34	1.2	0.9	0.6	0.3
C52	Vagina	Ž	6	0.2	0.1	0.1	0.0
C53	Grič materice Cervix uteri	Ž	327	11.6	9.3	6.8	4.5
C54	Materica, telo Corpus uteri	Ž	76	2.7	1.9	1.3	0.6
C55	Materica, neoznačeni deo Uterus, unspecified part	Ž	146	5.2	3.8	2.6	1.4
C56	Jajnik Ovary	Ž	222	7.9	6.3	4.6	3.1
C57	Ženski gen. org., dr. neoz. lok. Other & unspec. parts of fem. gen. org.	Ž	13	0.5	0.3	0.2	0.1
C58	Placenta	Ž	0	0.0	0.0	0.0	0.0
C60	Penis	M	7	0.3	0.3	0.1	0.0
C61	Prostata Prostate	M	423	15.8	13.4	8.2	1.7
C62	Testis	M	27	1.0	1.0	0.9	0.4
C63	Muški gen. org., dr. neoz. org. Other & unspec. male genital organs	M	0	0.0	0.0	0.0	0.0
C64	Bubreg Kidney, except renal pelvis	M Ž	127 94	4.8 3.3	4.1 2.3	2.8 1.5	1.6 0.4
C65	Bubrežna karlica Renal pelvis	M Ž	5 1	0.2 0.0	0.1 0.0	0.1 0.0	0.1 0.0
C66	Ureter	M Ž	6 9	0.2 0.3	0.2 0.2	0.1 0.1	0.0 0.0
C67	Mokraćna bešika Bladder	M Ž	247 102	9.2 3.6	7.6 2.5	5.0 1.5	1.6 0.5
C68	Urinarne organi, dr. neoz. org. Other & unspecified urinary organs	M Ž	3 1	0.1 0.0	0.1 0.0	0.1 0.0	0.1 0.0
C69	Oko, pripoji oka Eye and adnexa	M Ž	8 3	0.3 0.1	0.3 0.1	0.2 0.1	0.1 0.0
C70	Moždance Meninges	M Ž	8 12	0.3 0.4	0.2 0.3	0.2 0.2	0.1 0.2
C71	Mozak Brain	M Ž	240 180	9.0 6.4	8.1 5.1	6.4 3.9	3.7 2.1
C72	Centralni ner. sis., dr. delovi Spinal cord, cran. nerv. & oth. parts of CNS	M Ž	9 7	0.3 0.2	0.3 0.2	0.3 0.2	0.1 0.1
C73	Čitasta žlezda Thyroid gland	M Ž	17 40	0.6 1.4	0.6 1.0	0.4 0.7	0.2 0.3
C74	Nadbubrežna žlezda Adrenal gland	M Ž	9 4	0.3 0.1	0.3 0.1	0.2 0.1	0.2 0.1
C75	Endokrine žlezde, druge Oth. endoc. gl. & related structures	M Ž	7 9	0.3 0.3	0.3 0.2	0.2 0.2	0.1 0.1
C76	Ostale lokalizacije Other & ill defined sites	M Ž	125 177	4.7 6.3	3.9 4.3	2.7 2.8	1.1 0.8
C77-C80	Sekundarne lok., bez ozn. lok. Unspec. mal. neo. of lymph nod. & without of spec. of site	M Ž	409 309	15.3 11.0	12.8 8.1	8.8 5.6	4.1 2.9
C81	Hodgkinova bolest Hodgkin's disease	M Ž	25 10	0.9 0.4	0.9 0.3	0.7 0.3	0.4 0.1
C82	Ne-Hodgkinov lim., folikularni Follicular non-Hodgkin's lymphoma	M Ž	0 0	0.0 0.0	0.0 0.0	0.0 0.0	0.0 0.0
C83	Ne-Hodgkinov lim., difuzni Diffuse non-Hodgkin's lymphoma	M Ž	4 9	0.1 0.3	0.1 0.3	0.1 0.2	0.1 0.1
C84	Periferni i kožni lim. T-ćelija Peripheral & cutaneous T-cell lymphomas	M Ž	2 2	0.1 0.1	0.0 0.1	0.0 0.1	0.0 0.0
C85	Ne-Hodgkinovi limfomi, drugi Oth. & unspec. types of non-Hodgkin's lymphoma	M Ž	66 62	2.5 2.2	2.1 1.7	1.5 1.3	0.6 0.6
C88	Zloćudne imunoprolifer. bolesti Malignant immunoproliferative diseases	M Ž	0 0	0.0 0.0	0.0 0.0	0.0 0.0	0.0 0.0
C90	Mult. mijelom i zloć. tum. plaz. ćel. Multiple myeloma and malignant plasma cell neoplasms	M Ž	46 40	1.7 1.4	1.4 1.0	1.0 0.8	0.4 0.5
C91	Limfoidna leukemija Lymphoblastic, lymphoid leukaemia	M Ž	84 62	3.1 2.2	2.6 1.6	2.0 1.2	0.6 0.4
C92	Mijeloidna leukemija Myeloid leukaemia	M Ž	45 45	1.7 1.6	1.5 1.3	1.1 1.0	0.6 0.5
C93	Monocitna leukemija Monocytic leukaemia	M Ž	3 2	0.1 0.1	0.1 0.1	0.1 0.1	0.0 0.0
C94	Leukemije, druge Other leukaemias of specified cells	M Ž	1 0	0.0 0.0	0.0 0.0	0.0 0.0	0.0 0.0
C95	Leukemije, neoznačene Leukaemia, unspecified cell type	M Ž	33 26	1.2 0.9	1.1 0.7	0.8 0.6	0.2 0.3
C96	Dr. zloć. tum. hematop. sist. Oth. & unspec. mal. neo. of lymph., haematopoietic & related tissu	M Ž	6 2	0.2 0.1	0.2 0.1	0.2 0.0	0.0 0.0
C00-C96 (C44)	Sve lokalizacije, bez kože All sites but skin	M Ž	7167 5392	268.2 191.7	226.0 143.2	156.5 100.3	75.8 53.7