

**Institut za zaštitu zdravlja Srbije “Dr Milan Jovanović Batut”**

**Institute of Public Health of Serbia “ Dr Milan Jovanović - Batut”**

**Centar za prevenciju i kontrolu nezaraznih oboljenja**

**Center for prevention and control of noncommunicable diseases**



**INCIDENCIJA I MORTALITET OD  
RAKA U CENTRALNOJ SRBIJI**  
**CANCER INCIDENCE AND MORTALITY  
IN CENTRAL SERBIA**  
**2014**

**REGISTAR ZA RAK U CENTRALNOJ SRBIJI**

**CANCER REGISTRY OF CENTRAL SERBIA**



**ISBN 86-7358-030-7**

**IZVEŠTAJ BR.16**

**REPORT No.16**

**Beograd, 2016**

**Institut za javno zdravlje Srbije „Dr Milan Jovanović Batut”**  
**Institute of Public Health of Serbia “Dr Milan Jovanović Batut”**

**Odeljenje za prevenciju i kontrolu nezaraznih bolesti**  
**Department for Prevention and Control of Noncommunicable Diseases**



# **INCIDENCIJA I MORTALITET OD RAKA U CENTRALNOJ SRBIJI**

**CANCER INCIDENCE AND MORTALITY  
IN CENTRAL SERBIA**

# **2014**

**REGISTAR ZA RAK U CENTRALNOJ SRBIJI**  
**CANCER REGISTRY OF CENTRAL SERBIA**



**ISBN 86-7358-030-7**

**IZVEŠTAJ BR. 16**

**REPORT No. 16**

**Beograd, 2016.**

## **Izdavač**

Institut za javno zdravlje Srbije „Dr Milan Jovanović Batut”

### ***Published by***

*Institute of Public Health of Serbia “Dr Milan Jovanović Batut”*

## **Direktor**

### ***Director***

Doc. dr sc. med. Dragan Ilić/ **Dragan Ilic, MD, PhD, Associate Professor**

## **Odeljenje za prevenciju i kontrolu nezaraznih bolesti**

### ***Department for Prevention and Control of Noncommunicable Diseases***

Mr sc. dr Dragan Miljuš / **Dragan Miljus, MD, M. Sc. - Head of Department**

Dr Snežana Živković/ **Snezana Zivkovic, MD**

Dr Snežana Plavšić / **Snezana Plavsic, MD**

Mr sc. med. Nataša Mickovski Katalina / **Natasa Mickovski Katalina, MD, M.Sc.**

Dr Ivana Rakočević / **Ivana Rakocevic, MD**

Zorica Božić, viši dijetetski nutricionista / **Zorica Bozic, senior dietitian nutritionist**

## **Uređivački odbor**

### ***Editorial Board***

Mr sc. dr Dragan Miljuš / **Dragan Miljus, MD, M. Sc.**

Dr Snežana Živković / **Snezana Zivkovic, MD**

Zorica Božić, viši dijetetski nutricionista / **Zorica Bozic, senior dietitian nutritionist**

## **Dizajn i priprema za štampu**

### ***Design and typesetting***

Mr sc. dr Dragan Miljuš / **Dragan Miljus, MD, M. Sc.**

Dr Snežana Živković / **Snezana Zivkovic, MD**

Zorica Božić, viši dijetetski nutricionista / **Zorica Bozic, senior dietitian nutritionist**

## **Informatička podrška / IT support**

***CanReg 4 – Descriptive Epidemiology, Internacional Agenci for Research on Cancer,WHO***

## **Lektor**

### ***Language editor***

Mr sc. Tamara Gruden / **Mr Tamara Gruden**

## **Korespondencija**

### ***Correspondence to***

Mr sc. dr Dragan Miljuš / **Dragan Miljus, MD, M. Sc.**

Dr Snežana Živković / **Snezana Zivkovic, MD**

Institut za javno zdravlje Srbije

Dr Subotića 5, 11 000 Beograd, Srbija

Tel: +381 (011) 2684 566/160, 115

Fax: +381 (011) 2684 140

E-mail: [nezaraznibatut@yahoo.com](mailto:nezaraznibatut@yahoo.com)

Web site://[www.batut.org.rs](http://www.batut.org.rs)

## RECENZIJ

Registar za rak Centralne Srbije predstavlja najznačajniji izvor podataka o obolevanju i umiranju od malignih bolesti u našoj zemlji. Dizajniran po tipu populacionog registra, pruža relevantne informacije o incidenciji i mortalitetu od raka u Srbiji i njihovim trendovima. Ovi parametri su od ključnog značaja ne samo za praćenje epidemiološke situacije kada su u pitanju maligne bolesti, već i za evaluaciju različitih mera i programa koji se sprovode u cilju njihove prevencije i smanjenja bremena ovih bolesti u našoj populaciji, kao što je npr. implementacija skrininga za određene maligne bolesti.

Imajući u vidu obiman set podataka koji se odnose na prirodu bolesti, kao i respektabilne parametre kvaliteta ovih podataka, Registar za rak u našoj zemlji predstavlja izuzetno značajan resurs za praktični rad lekara, edukaciju i istraživanja. Podaci ovog Registra služe lekarima različitih specijalnosti da prošire svoja znanja o malignim bolestima, faktorima rizika za njihov nastanak i faktorima prognoze, u cilju što ranijeg otkrivanja i izbora najoptimalnijeg načina lečenja.

Podaci Registra za rak Centralne Srbije se takođe koriste u svim vidovima nastave epidemiologije, onkologije i drugih oblasti koje se tiču malignih bolesti, na medicinskim fakultetima u zemlji, počev od osnovnih studija, preko specijalističkih i subspecijalističkih, do doktorskih studija. Zahvaljujući tome, značajno je porasla upotrebna vrednost podataka Registra koji sve više postaje i ozbiljan resurs za različite vrste epidemioloških i drugih istraživanja, što je dokumentovano u velikom broju raznovrsnih publikacija, uključujući i doktorske teze.

Beograd, 30.10.2013. godine

Institut za epidemiologiju,

Medicinski fakultet Univerzitet u Beogradu

Prof. dr Tatjana Pekmezović

Populacioni registar za rak je najstariji registar u Srbiji i ima neprocenjiv značaj za sagledavanje opterećenosti društva malignim bolestima, planiranje strategije za prevenciju i kontrolu raka, praćenje uspešnosti skrininga i drugih preventivnih programa, planiranje i organizaciju zdravstvene zaštite, kao i za izvođenje epidemioloških i kliničkih istraživanja. Od 1998. godine Registar za rak je primljen u Internacionalnu (IACR) i Evropsku asocijaciju registara za rak (ENCR), što je doprinelo afirmaciji Srbije kao zemlje koja ide u korak sa visokorazvijenim zemljama.

Poseban akcenat treba staviti na kvalitet Registra, koji je rezultat decentralizovanog načina prikupljanja podataka (na nivou okruga), aktivnog i pasivnog nadzora, korišćenja više izvora informacija o obolelima i umrlima od raka, adekvatne informatičke podrške, unapređenja znanja zdravstvenih radnika i primene metodologije međunarodnih asocijacija (IARC i ENCR).

Autori su na originalan i sistematizovan način prikazali podatke o obolevanju i umiranju od raka. Retko se sreće da se „suvoparni” statistički podaci prezentuju na ovako zanimljiv, izuzetno jasan i prijemčiv način, čineći ovu publikaciju korisnom ne samo stručnjacima preventivnih grana medicine, nego i kliničarima i nemedicinarima. Osim toga, uspešno je pronađena mera ukupnog obima informacija sa preciznim formulacijama prihvatljivim za široku javnost.

Ukupno uzevši ova publikacija zaslužuje pohvale ne samo sa aspekta kvaliteta prezentovanog materijala, već, možda čak i više, sa aspekta utemeljivanja neophodnosti kontinuiranog praćenja kretanja obolevanja i umiranja od malignih bolesti.

Neophodno je da Ministarstvo zdravlja Republike Srbije prepozna značaj ovog populacionog registra i da podrži sve aktivnosti koje mogu da doprinesu daljem njegovom unapređenju, što bi uticalo na poboljšanje zdravstvene politike i menadžmenta, a samim tim i na smanjenje broja obolelih i umrlih od raka, produženje životnog veka obolelih, poboljšanje kvaliteta njihovog života i do redukcije ili eliminacije potencijalnih faktora rizika.

Beograd, 30.1.2013.

Institut za epidemiologiju,

Medicinski fakultet Univerzitet u Beogradu

Prof. dr Sandra Šipetić-Grujičić

Registar za rak u centralnoj Srbiji autorske grupe Odeljenja za prevenciju i kontrolu nezaraznih bolesti Instituta za javno zdravlje Srbije "Dr Milan Jovanović Batut" u Beogradu kroz precizne i dobro sistematizovane tabelarne i grafičke prikaze daje epidemiološke parametre malignih neoplazmi na teritoriji centralne Srbije.

Od brojnih afirmativnih utisaka, izdvajaju se dva osnovna.

Prvo, jasno prikazana statistika morbiditeta i mortaliteta od malignih bolesti, prihvatljiva za različite specijalnosti medicine izvan domena epidemiologije, ukazuje na visoko stručni i posvećeni rad grupe autora, na osnovu koga svi poslenici u onkologiji dobijaju čvrstu tačku oslonca za svoja dalja istraživanja u složenoj oblasti malignih bolesti.

Drugo, populacioni registar daje nacionalne koordinate za orijentisanje u oblasti onkologije upravo u periodu kada se u organizaciji Ministarstva zdravlja Republike Srbije razvijaju programi organizovane prevencije raka dojke, debelog creva i grlića materice u Srbiji i promovišu nacionalni vodiči dobre kliničke prakse dijagnostike i lečenja malignih bolesti navedenih lokalizacija, što obećava dobar sinergizam u razvoju onkologije zasnovane na dokazima i standardima.

Registar za rak će stoga sigurno biti često citiran izvor u kliničkim studijama u onkologiji, a autorima može da se poželi da od aktuelnog registra bude bolje samo njegovo naredno izdanje.

Beograd, 28.11.2013. godine

Institut za onkologiju i radiologiju Srbije,

Medicinski fakultet Univerzitet u Beogradu

Prof. dr Zorica Milošević

## **REVIEW**

*Cancer Registry of Central Serbia is the most important source of morbidity and mortality data for malignant diseases in our country. Designed as a population based registry, it provides relevant information considering incidence and mortality rates from cancer in Serbia and their trends. These parameters are crucial not only for monitoring on epidemiological situation regarding malignant diseases, but also for the evaluation of various preventive measures and programs implemented with the aim to prevent and reduce the burden of these diseases in our population, such as screening programs for specific malignant diseases.*

*Bearing in mind the extensive set of data regarding the nature of the disease, as well as respectable parameters of quality of these data, Cancer Registry in our country is extremely significant resource for medical practise, education and research. Data from the Registry are serving physicians of different specialties to broaden their knowledge about malignant diseases, their risk and prognostic factors, with the aim of early detection and optimal treatment choice.*

*Cancer Registry of Central Serbia data are also used in all aspects of education in epidemiology, oncology and other areas related to malignant diseases on medical universities in the country, ranging from undergraduate through specialist and subspecialist to doctoral studies. As a result, utility value of the registry has significantly increased and become a serious resource for different types of epidemiological and other studies, as documented in a large variety of publications, including a doctoral thesis.*

*Belgrade, 30.10.2013*

*Institute of Epidemiology,*

*University of Belgrade Faculty of Medicine*

*Prof. dr Tatjana Pekmezovic*

*Population based Cancer Registry is the oldest registry in Serbia and is invaluable for understanding the burden of malignant diseases, planning strategies for the prevention and control of cancer, monitoring the effectiveness of screening and other preventive programs, planning and organization of health care and epidemiological and clinical studies. Since 1998 Cancer Registry was accepted into the International (IACR) and the European Association of Cancer Registries (ENCR), which contributed to the promotion of Serbia as a country that keeps up with the developed countries.*

*Special emphasis should be placed on the quality of the Registry, which is the result of decentralized data collection (at the district level), active and passive surveillance, the use of multiple sources of information about patients and deaths from cancer, adequate IT support, improving the knowledge of health professionals and applied methodology of international associations (IARC and ENCR). Authors in genuine and systematic way display data about incidence and mortality of cancer. It is rarely seen that "less interesting" statistics is presented in such an interesting, extremely clear and responsive manner, making this publication useful not only for experts of preventive medicine, but also for clinicians and other non-medical experts. In addition, they successfully found a measure of the total volume of information with precise definitions acceptable to the general public.*

*Altogether, this publication deserves praise not only from the viewpoint of the material presented, but perhaps even more, in terms of the necessity of laying foundations for continuous monitoring of trends of incidence and mortality from cancer.*

*It is essential for the Serbian Ministry of Health to recognize the importance of the population based Registry and to support all activities which may contribute to its further improvement, could lead to the improvement of health policy and management, and thereby reduce the number of patients and deaths from cancer, prolongation of life in patients, improving their quality of life and the reduction or elimination of potential risk factors.*

*Belgrade, 30.1.2013*

*Institute of Epidemiology,*

*University of Belgrade Faculty of Medicine*

*Prof. dr Sandra Sipetic-Grujicic*



*Cancer registry of central Serbia by the authors from Department for Prevention and Control of NCD of Institute of Public Health of Serbia "Dr Milan Jovanovic - Batut" gives the epidemiological parameters of malignant neoplasms in the territory of central Serbia, which are shown by precise and well systematized tables and graphics.*

*Of the numerous affirmative impressions, it is worth mentioning two of them.*

*First, the statistics of morbidity and mortality from malignant diseases is clearly shown, by comprehensive and acceptable way not only for epidemiologists but also for other different medical specialties. This is the result of a highly professional and dedicated work of the authors on the basis of which all employees in oncology can get a solid point of support for their further research in the complex field of malignant diseases.*

*Secondly, population cancer registry provides national coordinates for orientation in the field of oncology, which is especially important during the ongoing implementation of the projects organized by the Ministry of Health of the Republic of Serbia: the national screening programs of breast, colon and cervix cancer and the national guidelines for good clinical practice for diagnostics and treatment of three cancer localization listed above, which promises good synergism in the development of oncology based on evidence and standards.*

*Cancer Registry will certainly be frequently cited source in many articles in the field of clinical oncology, with best wishes to the authors that the only issue better than the current registry will be its next edition.*

*Belgrade, 28.11.2013*

*Institute for Oncology and Radiology of Serbia,*

*University of Belgrade Faculty of Medicine*

*Prof. dr Zorica Milosevic*

## SADRŽAJ / CONTENTS

### Uvod i objašnjenja

#### *Introduction and Comments*

### Tabele i slike / Tables and Figures

1. Broj stanovnika prema uzrastu i polu, centralna Srbija, 2014. godina  
*Population of Central Serbia by age and sex, 2014*
2. Broj stanovnika prema okruzima i polu, centralna Srbiji, 2014. godina  
*Population of Central Serbia by administrative regions by sex, 2014*
3. Stanovništvo prema uzrastu i polu, centralna Srbija, popis 2011. i 2014. godine  
*Population of Central Serbia by age sex, census 2011 and estimate 2014*
4. Broj novoobolelih osoba od raka prema polu, centralna Srbija, 1990–2014.  
*Number of new cancer cases by sex, Central Serbia, 1990 - 2014*
5. Broj umrlih osoba od raka prema polu, centralna Srbija, 1990–2014.  
*Number of death cancer cases by sex, Central Serbia, 1990 - 2014*
6. Standardizovana incidencija i mortalitet od raka na 100.000 stanovnika, centralna Srbija, 1990–2014. godina  
*Standardized cancer incidence and mortality rates per 100.000 population, Central Serbia, 1990 – 2014*
7. Standardizovane stope mortaliteta od vodećih lokalizacija raka na 100.000 stanovnika, muškarci, centralna Srbija, 1990–2014. godina  
*Standardized cancer mortality rates per 100.000 population, males, Central Serbia, 1990 - 2014*
8. Standardizovane stope mortaliteta od vodećih lokalizacija raka na 100.000 stanovnika, žene, centralna Srbija, 1990–2014. godina  
*Standardized cancer mortality rates per 100.000 population, females, Central Serbia, 1990 -2014*
9. Vodeće lokalizacije u obolevanju od raka prema polu, centralna Srbija, 2014. godina  
*The leading cancer sites by sex, Central Serbia, 2014*
10. Vodeće lokalizacije u umiranju od raka prema polu, centralna Srbija, 2014. godina  
*Deaths for leading cancer sites by sex, Central Serbia, 2014*
11. Broj novoobolelih slučajeva od raka prema vodećim lokalizacijama, okruzima i polu, centralna Srbija, 2014. godina  
*Number of new cancer cases by sex and leading primary sites, Central Serbia, 2014*

12. Sirove stope incidencije od raka prema vodećim lokalizacijama, okruzima i polu, centralna Srbija, 2014. godina  
*Crude cancer incidence rates by sex and leading primary sites, Central Serbia, 2014*
13. Standardizovane stope incidencije od raka prema vodećim lokalizacijama okruzima i polu, centralna Srbija, 2014. godina  
*Standardized cancer incidence rates by sex and leading primary sites, Central Serbia, 2014*
14. Broj umrlih slučajeva od raka prema vodećim lokalizacijama, okruzima i polu, centralna Srbija, 2014. godina  
*Number of death cancer cases by sex and leading primary sites, Central Serbia, 2014*
15. Sirove stope mortaliteta od raka prema vodećim lokalizacijama, okruzima i polu, centralna Srbija, 2014. godina  
*Crude cancer mortality rates by sex and leading primary sites, Central Serbia, 2014*
16. Standardizovane stope mortaliteta od raka prema vodećim lokalizacijama, okruzima i polu, centralna Srbija, 2014. godina  
*Standardized cancer mortality rates by sex and leading primary sites, Central Serbia, 2014*
17. Ukupan broj novoobolelih i broj novoobolelih od raka sa procentom registrovanih samo na osnovu prijave smrti, prema primarnoj lokalizaciji i polu, centralna Srbija, 2014. godina  
*Total number of new cancer cases and number and percentage of cases registered from death certificates only, of corpus uteri, Central Serbia, 2014*
18. Broj novoobolelih slučajeva od raka, prema primarnoj lokalizaciji, uzrastu i polu, centralna Srbija, 2014. godina  
*Number of new cancer cases by primary site, age and sex, Central Serbia, 2014*
19. Sirove i standardizovane stope incidencije od raka na 100.000 stanovnika, prema primarnoj lokalizaciji, uzrastu i polu, centralna Srbija, 2014. godina  
*Crude and standardized cancer incidence rates per 100 000 population by primary site, age and sex, Central Serbia, 2014*
20. Broj umrlih slučajeva od raka, prema primarnoj lokalizaciji, uzrastu i polu, centralna Srbija, 2014. godina  
*Number of death cancer cases by primary site, age and sex, Central Serbia, 2014*
21. Sirove i standardizovane stope mortaliteta od raka na 100.000 stanovnika, prema primarnoj lokalizaciji, uzrastu i polu, centralna Srbija, 2014. godina  
*Crude and standardized cancer mortality rates per 100 000 population by primary site, age and sex, Central Serbia, 2014*

22. Ukupan broj novoobolelih, broj i procenat histološki i citološki verifikovanih slučajeva raka prema primarnoj lokalizaciji i polu, centralna Srbija, 2014. godina  
*Total number of new cancer cases, number and percentage of histologically and cytologically confirmed cancer cases, by primary site and sex, Central Serbia, 2014*
23. Broj novoobolelih i incidencija od raka prema primarnoj lokalizaciji, uzrastu i polu, centralna Srbija, 2014. godina  
*Number of new cancer cases and cancer incidence rates by primary site, age and sex, Central Serbia, 2014*
24. Broj umrlih i mortalitet od raka prema primarnoj lokalizaciji, uzrastu i polu, centralna Srbija, 2014. godina  
*Number of death cancer cases and cancer mortality rates by primary site, age and sex, Central Serbia, 2014*

## UVOD

Populacioni registar za rak osnovan je u Srbiji 1970. godine na osnovu Plana statističkih istraživanja od interesa za Republiku („Sl. glasnik SRS”, br. 32/69).

U cilju primene jedinstvene metodologije u vođenju Registra u svim teritorijalnim jedinicama bivše Jugoslavije, 1986. godine doneti su Uputstvo o načinu i postupku prijavljivanja lica obolelih od malignih neoplazmi („Sl. list SFRJ”, br. 3/86) i Pravilnik o obrascu Registra i načinu njegovog vođenja, obrascu prijave i postupku prijavljivanja i odjavljivanja određenih bolesti („Sl. glasnik SRS”, br. 42/86).

Neprecizno uputstvo, nedovoljna edukacija zdravstvenih radnika, kao i nedostatak informatičke podrške imali su za posledicu subregistraciju novootkrivenih slučajeva raka, kao i relativno loš kvalitet podataka na samoj prijavi. U periodu od 1986. do 1995. godine, broj obolelih slučajeva malignih tumora koji su prijavljeni Registru bio je približno isti ili čak i manji od broja umrlih od raka.

Polazeći od zakonske obaveze i uloge Registra (pre svega, za procenu opterećenosti društva rakom, donošenje programa primarne prevencije, planiranje onkološke zdravstvene zaštite, kao i za klinička i epidemiološka istraživanja), u toku 1996. godine pristupljeno je njegovoj reorganizaciji u skladu sa preporukama Internacionalne (International Agency for Research on Cancer – IACR) i Evropske (European Network of Cancer Registries – ENCR) asocijacije registara za rak.

Reorganizacija je obuhvatala:

- decentralizaciju (registri se vode na nivou okruga, a baza podataka za centralnu Srbiju se nalazi u Institutu za javno zdravlje Srbije),
- pored pasivnog i aktivni način prikupljanja podataka,
- nove izvore informacija,
- edukaciju zdravstvenih radnika,
- informatičku podršku, i
- povratni sistem informacija.

Zahvaljujući uspešnoj reorganizaciji, u toku 1998. godine Registar za rak u centralnoj Srbiji je primljen u Internacionalnu (IACR) i Evropsku asocijaciju registara za rak (ENCR).

Posle navedenih aktivnosti i vremenskog perioda od nekoliko godina, koji je neophodan za stabilnost podataka, ostvareni su uslovi za izradu prvog izveštaja u decembru 2002. godine.

U registrima koji funkcionišu više decenija, zbog mnogobrojnih izvora podataka i potrebe za njihovom proverom i analizom, uobičajeni vremenski period za prikupljanje podataka iznosi dve godine nakon čega se publikuje izveštaj.

## INTRODUCTION

The Population Register for Cancer was formed in Serbia in 1970, originated from the Plan of Statistical Research of Interest for the Republic (Official Gazette of the Republic of Serbia No. 32/69).

In 1986, aiming to apply a unified Register implementation methodology in all territorial units of Former Yugoslavia, the Guidelines On Ways And Procedures Of Reporting Persons With Malign Neoplasms (Official Gazette SFRY, No. 3/86) and the Regulation Book For The Register Form And The Method Of Updating, The Report Forms And Reporting And Cancelation Procedures For Certain Diseases (Official Gazette Gazette of the Republic of Serbia No. 42/86) were adopted.

Unprecise Guidelines, insufficient education of the medical personnel, as well as the lack of informatics support resulted in the subregistration of newly found cases of cancer, as well as a relatively poor quality of data on the report forms themselves. In the period of 1986 - 1995, the number of cases with malignant tumors reported to the Register was approximately the same or even lower compared to the number of cases deceased from cancer.

Starting from legal obligations and role of the Register, (foremost for the evaluation of the cancer burden on society, adoption of primary prevention programs, planning oncology health care, as well as clinical and epidemiological research), the reorganization of the Register began in 1996, in accordance with the recommendations of the Interational Agency for Research on Cancer - IACR, and European Network of Cancer Registries - ENCR.

The reorganization encompassed:

- Decentralization (registers are formed on the level of regions, while the main database for Central Serbia is located in the Institute of Public Health of Serbia),
- Apart from passive, active data collection,
- New sources of information,
- Education of medical personnel,
- Informatics support and
- Feedback system of information.

During 1998, due to a successful reorganization, the Cancer Register in Central Serbia was admitted into the Interational Agency for Research on Cancer (IACR) and European Network of Cancer Registries (ENCR).

Following the afore-mentioned activities and several years period necessary for achieving stability of the data, conditions were created for issuing the first Report in December 2002.

In Registers functioning over a period of several decades, due to numerous data sources and the need to check and analyze them, the usual time span for data collection is two years, after which the Report is published.

## DEFINICIJE

Incidencija je broj novodijagnostikovanih slučajeva raka u definisanoj populaciji, prijavljenih registru u datoj kalendarskoj godini.

Uzrasno specifična stopa incidencije je broj novoobolelih od raka u definisanoj uzrasnoj grupi (najčešće petogodišnji interval) na 100.000 stanovnika te uzrasne grupe.

Mortalitet je broj slučajeva umrlih od raka koji se javljaju u definisanoj populaciji tokom određenog vremenskog perioda.

Uzrasno specifična stopa mortaliteta je broj umrlih od raka u definisanoj uzrasnoj grupi (najčešće petogodišnji interval) na 100.000 stanovnika te uzrasne grupe.

Standardizovane stope incidencije i mortaliteta predstavljaju fiktivne vrednosti koje se dobijaju određenim tehničkim postupkom, uvođenjem standardne populacije, obično je to: populacija sveta (ASR-W), Evrope (ASR-E) ili tranka (ASR-TRUNC). Njima se prevazilaze razlike (najčešće po polu i uzrastu) koje postoje u različitim populacijama, tako da su pogodne za poređenja.

## DEFINITIONS

Incidence is the number of newly diagnosed cancer cases in a defined population, reported to the Register in the given calendar year.

The age-specific incidence rate is the number of new cancer cases in a defined age-group (usually five-year interval) per 100 000 population of that age group.

Mortality is the number of cases deceased from cancer appearing in a defined population during a determined period of time.

The age-specific mortality rate is the number of deceased from cancer in a defined age-group (usually five-year interval) per 100 000 population of that age group.

Standardized incidence and mortality rates represent fictive values reached by a certain technique, introducing standard population: usually World (ASR-W), European (ASR-E) or truncated population (ASR-TRUNC). They are used to eliminate differences (mostly gender and age) existing in different populations and are, therefore, convenient for comparison.

**U realizaciji ovog izveštaja učestvovali su zdravstveni radnici i saradnici:**

- Instituta za javno zdravlje u Nišu i Kragujevcu
- Zavoda za javno zdravlje na teritoriji centralne Srbije
- Hospitalnog Registra za rak Instituta za onkologiju i radiologiju Srbije
- Instituta kliničkog centra Srbije i kliničkog centra u Nišu
- Kliničko-bolničkih centara u Beogradu i Kragujevcu
- Instituta za zdravstvenu zaštitu majke i deteta „Dr Vukan Čupić”
- Univerzitetske dečije klinike u Beogradu
- Ginekološko akušerske klinike „Narodni front”
- Zdravstvenih centara
- Specijalnih/opštih bolnica, i
- Domova zdravlja na teritoriji centralne Srbije.

*Health experts and administrative staff from the following institutions participated in the realization of this Report:*

- *Institutes of Public Health of Nis and Kragujevac;*
- *Institutes of Public Health on the territory of Central Serbia;*
- *Hospital Cancer Register of the Oncology and Radiology Institute of Serbia;*
- *Institutes of the Clinical Centre of Serbia and the Clinical Centre of Nis;*
- *Clinical-Hospital Centres in Belgrade and Kragujevac;*
- *Institute for Health Care of Mother and Child "Dr Vukan Čupić";*
- *University Childrens' Clinic in Belgrade;*
- *Gyneacology and Obstretics Clinic "Narodni front";*
- *Health Centres;*
- *Special / General Hospitals and*
- *Primary Health Centres on the territory of Central Serbia.*



## **Koordinatori okružnih Registara za rak / *Coordinators of Cancer Registries:***

### **Zavod za javno zdravlje Šabac / *Institute of Public Health Sabac***

Dr Olivera Stojanović, specijalista socijalne medicine / *Olivera Stojanovic, MD, specialist specialist in social medicine*

Vesna Maksimović, viši sanitarni tehničar / *Vesna Maksimovic, senior sanitary technician*

### **Zavod za javno zdravlje Valjevo / *Institute of Public Health Valjevo***

Marija Jovanović, medicinska sestra / *Marija Jovanovic, nurse*

### **Zavod za javno zdravlje Požarevac / *Institute of Public Health Pozarevac***

Dr Goran Nikolić, specijalista epidemiologije / *Goran Nikolic, MD, specialist in epidemiology*

Srđan Klimek, viši sanitarni tehničar / *Srdjan Klimek, senior sanitary technician*

### **Institut za javno zdravlje Kragujevac / *Institute of Public Health Kragujevac***

Asist. dr Gordana Đorđević, specijalista epidemiologije / *Ass. Prof. Gordana Djordjevic, MD, PhD, specialist in epidemiology*

Jelena Hadžić-Radisavljević, viši sanitarni tehničar / *Jelena Hadžic - Radisavljevic, senior sanitary technician*

### **Zavod za javno zdravlje Čuprija / *Institute of Public Health Cuprija***

Dr Vesna Stefanović, specijalista epidemiolog / *Vesna Stefanovic, MD, specialist in epidemiology*

Sonja Anđelković, viši sanitarni tehničar / *Sonja Anđelkovic, senior sanitary technician*

### **Zavod za javno zdravlje Zaječar / *Institute of Public Health Zajecar***

Dr Svetlana Živković, specijalista epidemiolog / *Svetlana Zivkovic, MD, specialist in epidemiology*

Nena Đorđević, operater / *Nena Đorđevic, IT technician*

### **Zavod za javno zdravlje Užice / *Institute of Public Health Uzice***

Dr sc. med. Biljana Mijović / *Biljana Mijović MD, PhD, specialist in epidemiology*

Dr Aleksandra Andrić, specijalista epidemiolog / *Aleksandra Andric, MD, specialist in epidemiology*

Marija Dulović, sanitarni tehničar / *Marija Dulovic, sanitary technician*

### **Zavod za javno zdravlje Čačak / *Institute of Public Health Cacak***

Dr Aksentije Tošić, specijalista epidemiolog / *Aksentije Tosic, MD, specialist in epidemiology*

Radoica Gojgić, dipl. inženjer metalurgije / *Radoica Gojgic, dipl. engineer of metallurgy*

### **Zavod za javno zdravlje Kraljevo / *Institute of Public Health Kraljevo***

Dr Vladan Šaponjić, specijalista epidemiolog / *Vladan Saponjic, MD, specialist in epidemiology*

Dr Verica Đukić, specijalista epidemiolog / *Verica Djukic, MD, specialist in epidemiology*

Zvonko Marinković, viši sanitarni tehničar / *Zvonko Marinkovic, senior sanitary technician*

### **Zavod za javno zdravlje Kruševac / *Institute of Public Health Krusevac***

Dr Mirjana Avramović, specijalista epidemiolog / *Mirjana Avramovic, MD, specialist in epidemiology*

Verica Mijailović, viši sanitarni tehničar / *Verica Mijailovic, senior sanitary technician*

### **Insitut za javno zdravlje Niš / *Institute of Public Health Nis***

Prim. mr. sc. med. dr Mirko Ilić, specijalista epidemiolog / *Mirko Ilic, MD, Prim.,MSc.,specialist in epidemiology*

Danijela Milenković Stanković, strukovni sanitarno-ekološki inženjer  
*Danijela Milenkovic Stankovic, Professional sanitary – ecological engineer*

**Zavod za javno zdravlje Pirot / *Institute of Public Health Pirot***

Dr Radmila Zec, specijalista epidemiolog / *Radmila Zec, MD, specialist in epidemiology*

Danijela Kostić, viši sanitarni tehničar / *Danijela Kostic senior sanitary technician*

**Zavod za javno zdravlje Leskovac / *Institute of Public Health Leskovac***

Dr Zorana Kulić, specijalista epidemiolog / *Zorana Kulic MD, specialist in epidemiology*

Violeta Kostić, sanitarni tehničar / *Violeta kostic, sanitary technician*

**Zavod za javno zdravlje Vranje / *Institute of Public Health Vranje***

Dr Svetlana Stojanović, specijalista socijalne medicine / *Svetlana Stojadinovic, MD, specialist in social medicine*

Petar Veličković, zdravstveni statističar / *Petar Velickovic, health statistician*

**Gradski zavod za javno zdravlje Beograd / *Institute of Public Health Beograd***

Mr sc. med. Ljubinka Marčetić, specijalista socijalne medicine / *Ljubinka Marcetic, MD, M. Sc. specialist in social medicine*

Dr Svetlana Trtica, specijalista socijalne medicine / *Svetlana Trtica, MD, specialist in social medicine*

Aleksandra Čukić, zdravstveni statističar / *Aleksandra Cukic, health statistician*

Tabela 1. Broj stanovnika prema uzrastu i polu, centralna Srbija, 2014\*. godina

Table 1. Population of Central Serbia by age and sex, 2014\*

Uzrast Age	Muškarci Males	Žene Females	Ukupno Total
0-4	124004	116978	240982
5-9	126708	118961	245669
10-14	134663	127022	261685
15-19	136603	128746	265349
20-24	155817	147969	303786
25-29	168267	161935	330202
30-34	180561	176115	356676
35-39	184576	181831	366407
40-44	177945	178627	356572
45-49	168276	172951	341227
50-54	171147	180267	351414
55-59	181034	194745	375779
60-64	197908	219088	416996
65-69	150754	177268	328022
70-74	98846	125490	224336
75+	176909	261671	438580
<b>Ukupno (Total)</b>	<b>2534018</b>	<b>2669664</b>	<b>5203682</b>

Tabela 2. Broj stanovnika prema okruzima i polu, centralna Srbija, 2014\*. godina

Table 2. Population of Central Serbia by administrative districts by sex, 2014\*

Teritorija District	Muškarci Males	Žene Females	Ukupno Total
Grad Beograd	793588	886307	1679895
Kolubarski	83496	84794	168290
Mačvanski	142771	145263	288034
Raški	152372	155036	307408
Moravički	100995	104636	205631
Zlatiborski	136738	139472	276210
Rasinski	114504	117831	232335
Šumadijski	141043	146741	287784
Pomoravski	100293	106198	206491
Braničevski	85227	89661	174888
Podunavski	95191	97743	192934
Zaječarski	55353	57778	113131
Borski	57916	60468	118384
Nišavski	180742	187346	368088
Pčinjski	101512	99658	201170
Jablanički	103587	103913	207500
Toplički	44103	43311	87414
Pirotski	44587	43508	88095
<b>Centralna Srbija (Central Serbia)</b>	<b>2534018</b>	<b>2669664</b>	<b>5203682</b>

Slika 1. Stanovništvo prema uzrastu i polu, centralna Srbija, 2011† i 2014\*. godina

Figure 1. Population of Central Serbia by age and sex, 2011† and 2014\*

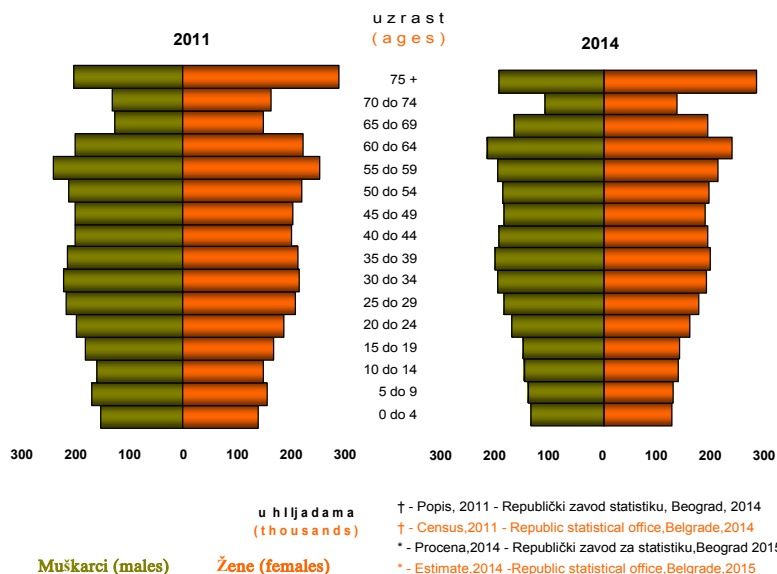


Tabela 3. Broj novoobolelih osoba od raka prema polu, centralna Srbija, 1990–2014. godina  
 Table 3. Number of new cancer cases by sex, Central Serbia, 1990 - 2014

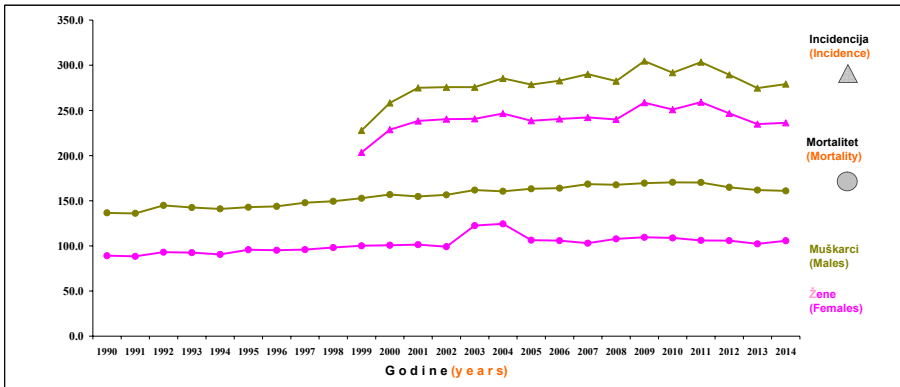
P o l (Sex)	G o d i n e (Y e a r s)																											
	1990*	1991*	1992*	1993*	1994*	1995*	1996*	1997*	1998*	1999	2000	2001	2002	2003	2004	2005	2006	2007	2008	2009	2010	2011	2012	2013	2014			
Muškarci (Males)	4879	4479	4417	2900	2639	3101	8987	9412	9788	9964	11270	12110	12449	12350	12801	12679	12835	13475	13261	14012	13625	14130	13860	13668	13791			
Žene (Females)	5019	4696	4174	3354	3250	3955	8236	8562	9053	9661	10853	11249	11449	11594	11954	11690	11758	12187	11974	12651	12531	12819	12358	12456	12571			
Ukupno (Total)	9898	9175	8591	6254	5889	7056	17223	17974	18841	19625	22123	23359	23898	23944	24785	24369	24593	25662	25235	26663	26156	26949	26218	26124	26362			

\* subregistracija (subregistration)

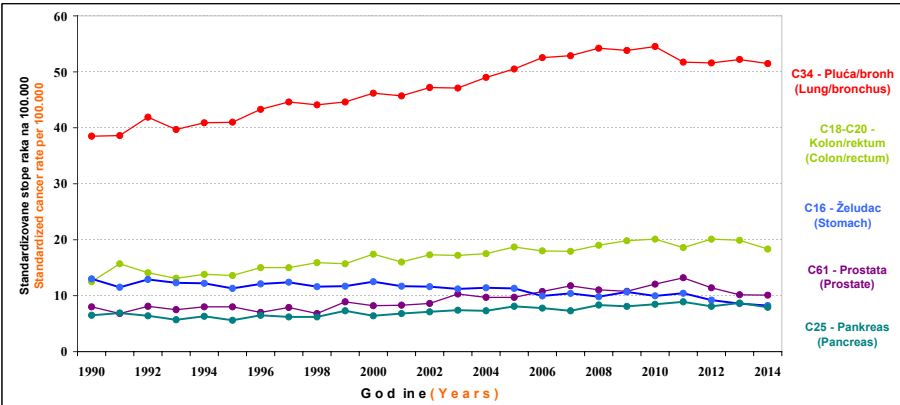
Tabela 4. Broj umrlih osoba od raka prema polu, centralna Srbija, 1990–2014. godina  
 Table 4. Number of death cancer cases by sex, Central Serbia, 1990 - 2014

P o l (Sex)	G o d i n e (Y e a r s)																											
	1990	1991	1992	1993	1994	1995	1996	1997	1998	1999	2000	2001	2002	2003	2004	2005	2006	2007	2008	2009	2010	2011	2012	2013	2014			
Muškarci (Males)	5612	5658	6083	6093	6146	6287	6488	6736	6874	6962	7206	7149	7496	7655	7728	7858	7968	8290	8338	8506	8605	8592	8694	8597	8553			
Žene (Females)	4202	4303	4544	4581	4569	4907	4919	5052	5288	5350	5447	5553	5571	5832	5980	6142	6146	6083	6317	6536	6448	6332	6537	6406	6599			
Ukupno (Total)	9814	9961	10627	10674	10715	11194	11407	11788	12162	12312	12653	12702	13067	13487	13708	14000	14114	14373	14655	15042	15053	14924	15231	15003	15152			

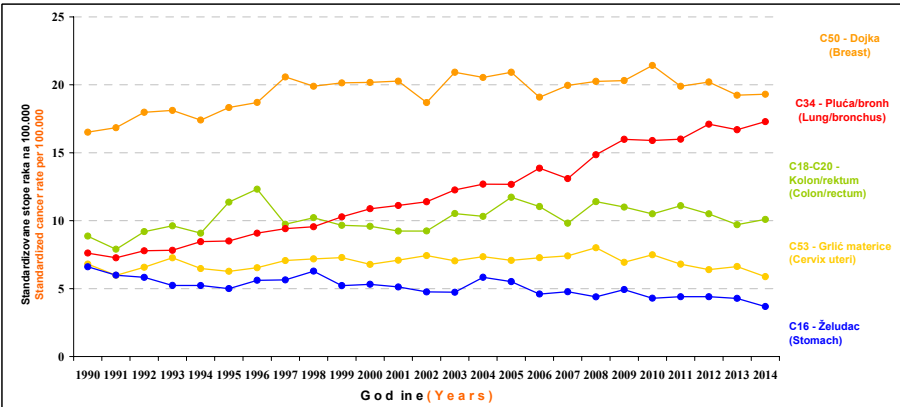
Slika 2. Standardizovana incidencija i mortalitet od raka na 100.000 stanovnika, centralna Srbija, 1990–2014. godina  
 Figure 2. Standardized cancer incidence and mortality rates per 100.000 population, Central Serbia, 1990 - 2014



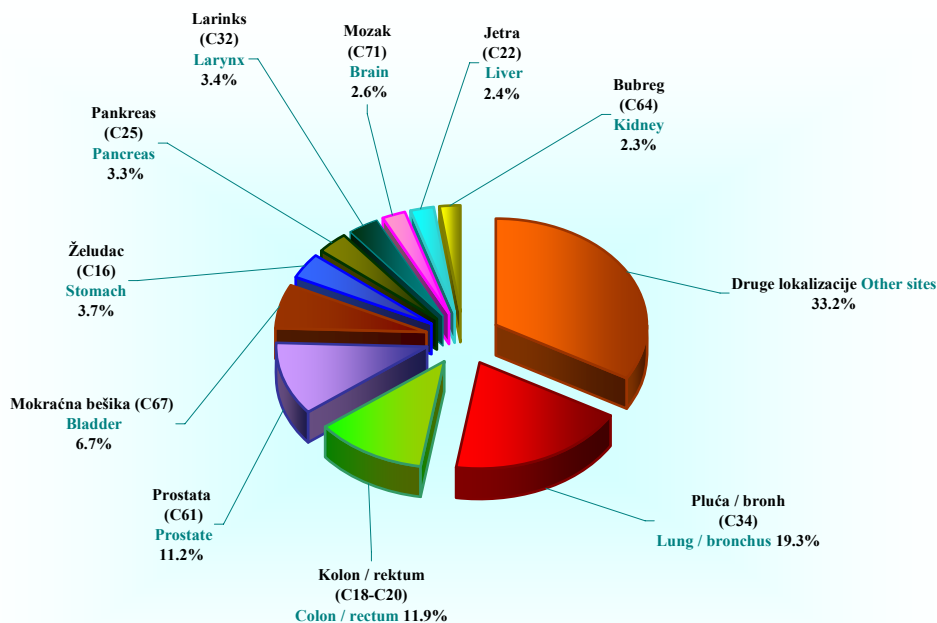
Slika 3. Standardizovane stope mortaliteta od vodećih lokalizacija raka na 100.000 stanovnika, muškarci, centralna Srbija, 1990–2014.godine  
 Figure 3. Standardized cancer mortality rates per 100.000 population, males, Central Serbia, 1990 - 2014



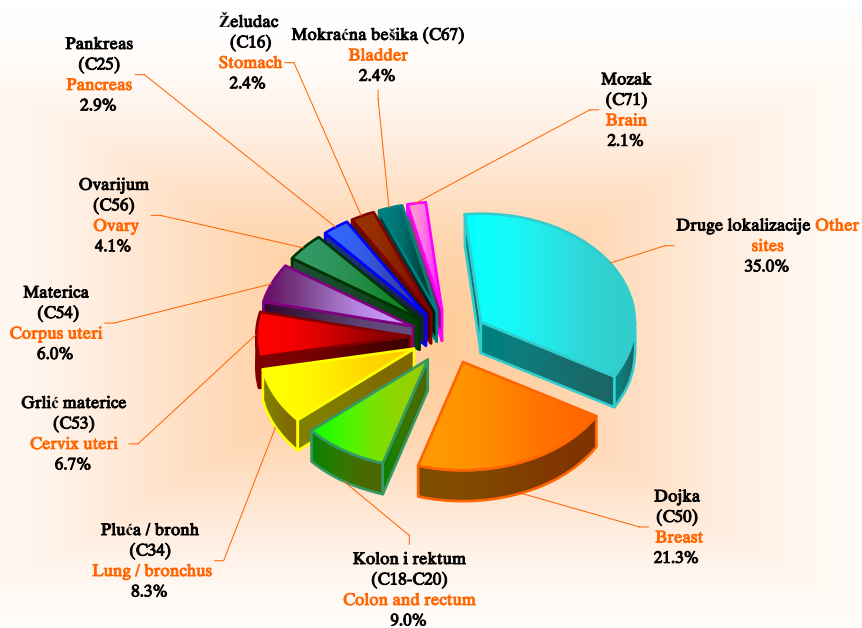
Slika 4. Standardizovane stope mortaliteta od vodećih lokalizacija raka na 100.000 stanovnika, žene, centralna Srbija, 1990–2014.godine  
 Figure 4. Standardized cancer mortality rates per 100.000 population, females, Central Serbia, 1990 - 2014



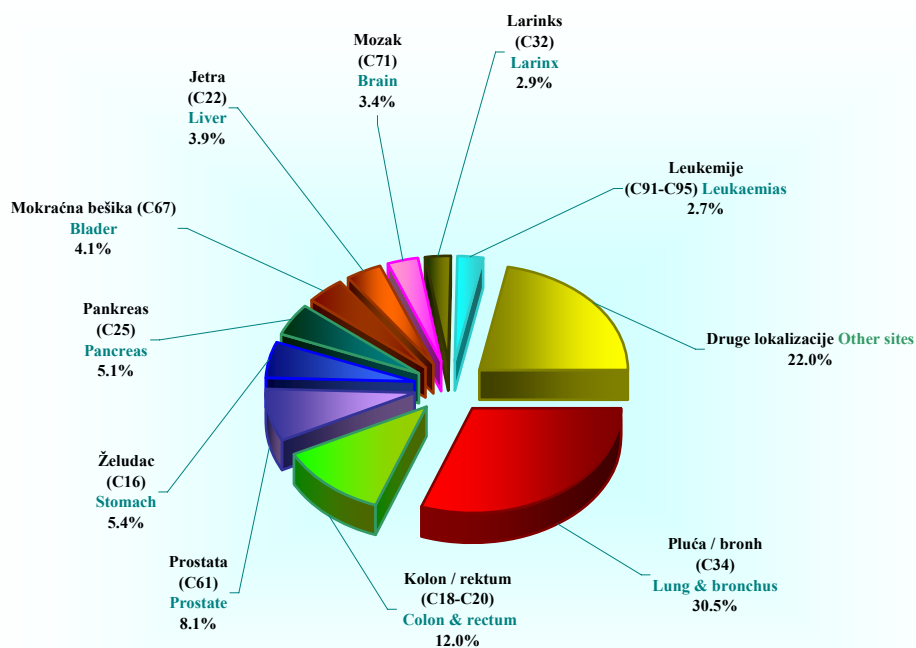
**Slika 5. Vodeće lokalizacije u obolevanju od malignih tumora kod muškaraca, centralna Srbija, 2014. godina**  
*Figure 5. The leading cancer sites in males, Central Serbia, 2014*



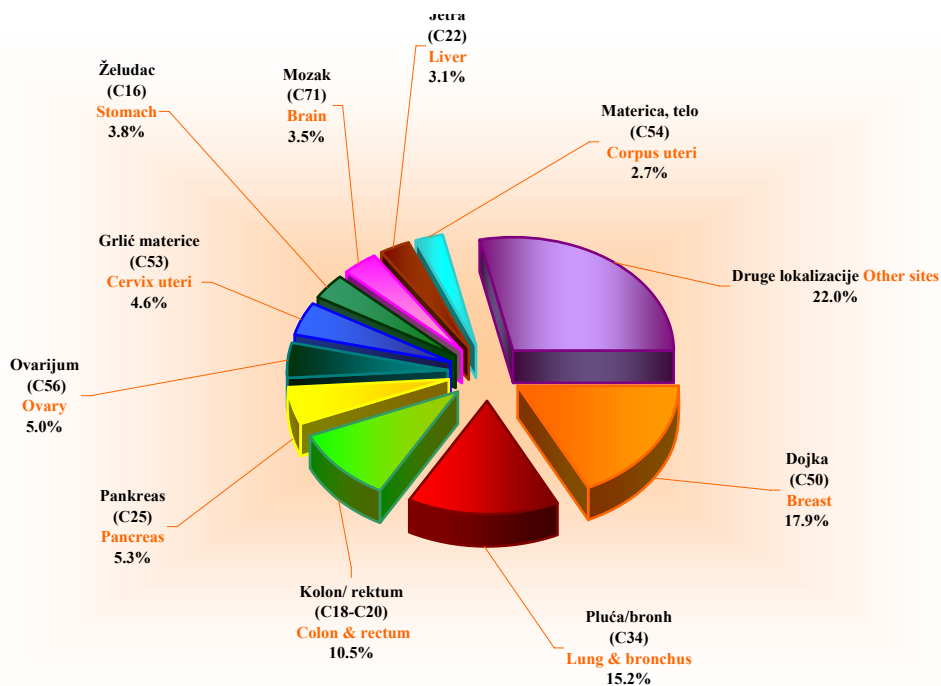
**Slika 6. Vodeće lokalizacije u obolevanju od malignih tumora kod žena, centralna Srbija, 2014. godina**  
*Figure 6. The leading cancer sites in females, Central Serbia, 2014*



**Slika 7. Vodeće lokalizacije u umiranju od malignih tumora kod muškaraca, centralna Srbija, 2014. godina**  
*Figure 7. The leading cancer sites, deaths, males in Central Serbia, 2014*



**Slika 8. Vodeće lokalizacije u umiranju od malignih tumora kod žena, centralna Srbija, 2014. godina**  
*Figure 8. The leading cancer sites, deaths, females in Central Serbia, 2014*



**Tabela 5. Broj novoobolelih slučajeva od raka prema vodećim lokalizacijama i okruzima, muškarci, centralna Srbija, 2014. godina**

*Table 5. Number of new cancer cases by leading primary sites, males, regions in Central Serbia, 2014*

Primarne lokalizacije (10-MKB) <i>Primary sites (ICD-10)</i>	O k r u g ( R e g i o n )																		
	centralna Srbija	Grad Beograd	Kolubarski	Mačvanski	Raski	Moravički	Zlatiborski	Rasinski	Šumadijski	Pomoravski	Braničevski	Podunavski	Zajčevski	Borski	Nišavski	Pčinjski	Jablanički	Toplički	Pirotski
Pluća i bronh, (C34) <i>Lung and bronchus</i>	2660	807	110	191	152	128	93	115	161	75	107	132	71	49	159	110	98	36	66
Kolon i rektum (C18-C20) <i>Colon and rectum</i>	1635	504	71	112	71	76	55	103	111	59	51	42	56	48	102	37	68	16	53
Prostata (C61) <i>Prostate</i>	1541	456	45	94	80	72	73	81	114	44	51	54	48	42	99	35	70	15	68
Mokraćna bešika (C67) <i>Bladder</i>	920	312	33	67	52	43	32	43	45	29	24	26	22	22	61	21	50	14	24
Želudac (C16) <i>Stomach</i>	512	144	27	48	18	31	13	27	22	18	14	18	10	4	32	21	39	13	13
Pankreas (C25) <i>Pancreas</i>	473	188	23	33	28	14	24	14	33	7	10	12	14	13	34	11	8	1	6
Larinks (C32) <i>Larynx</i>	460	141	24	26	13	18	25	22	27	19	15	16	14	11	38	16	19	7	9
Mozak (C71) <i>Brain</i>	353	93	13	20	22	16	14	21	30	5	16	16	5	9	22	21	14	3	13
Jetra (C22) <i>Liver</i>	329	96	10	37	20	14	13	12	13	0	13	18	7	7	27	17	14	2	9
Bubreg (C64) <i>Kidney</i>	324	110	14	33	21	10	20	10	24	10	7	7	6	6	18	13	8	5	2
Usna šuplj. i farinks (C00-C10) <i>Mouth and pharynx</i>	318	115	6	26	8	17	10	17	15	10	8	12	11	14	16	10	18	2	3
Leukemije (C91-C95) <i>Leukaemias</i>	285	112	12	20	18	9	17	8	26	2	0	0	8	9	15	3	13	4	9
Druge lokalizacije <i>Other sites</i>	3981	1398	168	189	207	158	237	159	282	170	98	119	101	112	242	83	134	31	93
Sve lokalizacije (C00-C97) <i>All sites</i>	13791	4476	556	896	710	606	626	632	903	448	414	472	373	346	865	398	553	149	368
Sve lokalizacije bez kože (C44) <i>All sites but skin (C44)</i>	11961	3816	465	815	608	526	497	550	802	327	385	421	321	291	787	373	505	141	331

**Tabela 6. Broj novoobolelih slučajeva od raka prema vodećim lokalizacijama i okruzima, žene, centralna Srbija, 2014. godina**

*Table 6. Number of new cancer cases by leading primary sites, females, regions in Central Serbia, 2014*

Primarne lokalizacije (10-MKB) <i>Primary sites (ICD-10)</i>	O k r u g ( R e g i o n )																		
	centralna Srbija	Grad Beograd	Kolubarski	Mačvanski	Raski	Moravički	Zlatiborski	Rasinski	Šumadijski	Pomoravski	Braničevski	Podunavski	Zajčevski	Borski	Nišavski	Pčinjski	Jablanički	Toplički	Pirotski
Dojka (C50) <i>Breast</i>	2675	840	101	142	114	131	139	176	194	92	58	77	66	77	197	51	98	40	82
Kolon i rektum (C18-C20) <i>Colon and rectum</i>	1126	367	53	66	47	43	36	83	80	34	40	26	30	27	77	35	38	8	36
Pluća i bronh (C34) <i>Lung and bronchus</i>	1045	435	38	58	54	40	36	40	57	22	35	50	20	20	47	36	30	10	17
Grlić materice (C53) <i>Cervix uteri</i>	836	278	33	38	24	45	27	36	61	20	26	29	31	29	51	25	33	15	35
Materica (C54) <i>Corpus uteri</i>	748	300	26	26	32	22	20	34	37	19	30	14	29	13	70	23	24	7	22
Ovarijum (C56) <i>Ovary</i>	517	161	31	19	25	19	29	24	23	16	11	19	11	17	51	18	30	4	9
Pankreas (C25) <i>Pancreas</i>	365	167	5	20	16	16	27	5	23	6	7	11	6	4	20	7	14	6	5
Želudac (C16) <i>Stomach</i>	307	100	14	20	14	15	13	9	25	11	12	14	5	3	18	9	13	6	6
Mokraćna bešika (C67) <i>Bladder</i>	300	125	9	20	8	18	10	15	12	7	11	6	11	5	21	7	9	1	5
Mozak (C71) <i>Brain</i>	258	73	5	20	14	15	4	15	13	8	6	9	8	10	20	7	12	2	17
Jetra (C22) <i>Liver</i>	220	54	10	16	16	6	17	11	5	7	11	13	7	4	20	5	13	2	3
Leukemije (C91-C95) <i>Leukaemias</i>	204	74	9	19	15	6	9	5	14	4	0	1	7	3	8	0	16	2	12
Druge lokalizacije <i>Other sites</i>	3970	1453	125	207	183	128	246	200	290	192	101	94	108	101	177	78	134	44	109
Sve lokalizacije (C00-C97) <i>All sites</i>	12571	4427	459	671	562	504	613	653	834	438	348	363	339	313	777	301	464	147	358
Sve lokalizacije bez kože (C44) <i>All sites but skin (C44)</i>	10854	3801	387	582	476	438	486	564	728	305	313	327	280	270	721	283	424	139	330

Tabela 7. Stope incidencije od raka na 100.000 stanovnika prema vodećim lokalizacijama i okruzima, muškarci, centralna Srbija, 2014. godina

Table 7. Cancer incidence rates per 100.000 population by leading primary sites, males, regions in Central Serbia, 2014

Primarne lokalizacije (10-MKB) Primary sites (ICD-10)	O k r u g ( R e g i o n )																		
	centralna Srbija	Grad Beograd	Kolubarski	Mačvanski	Raški	Moravički	Zlatiborski	Rasinski	Šumadijski	Pomoravski	Braničevski	Podunavski	Zajčarski	Borski	Nišavski	Pčinjski	Jabanički	Toplički	Pirotski
Pluća i bronh. (C34) <i>Lung and bronchus</i>	104.5	110.2	130.6	132.5	99.6	125.5	67.4	99.4	113.6	74.0	124.0	137.5	120.8	82.2	87.5	107.7	93.6	80.7	146.2
Kolon i rektum (C18-C20) <i>Colon and rectum</i>	64.2	63.0	84.3	77.7	46.5	74.5	39.9	89.0	78.3	58.2	59.1	43.7	95.3	80.6	56.1	36.2	65.0	35.9	117.4
Prostata (C61) <i>Prostate</i>	60.5	67.7	53.4	65.2	52.4	70.6	52.9	70.0	80.4	43.4	59.1	56.2	81.7	70.5	54.5	34.3	66.9	33.6	150.6
Mokraćna bešika (C67) <i>Bladder</i>	36.1	39.3	39.2	46.5	34.1	42.2	23.2	37.2	31.8	28.6	27.8	27.1	37.4	36.9	33.6	20.6	47.8	31.4	53.2
Želudac (C16) <i>Stomach</i>	20.1	18.2	32.1	33.3	11.8	30.4	9.4	23.3	15.5	17.8	16.2	18.7	17.0	6.7	17.6	20.6	37.3	29.1	28.8
Pankreas (C25) <i>Pancreas</i>	18.6	23.8	27.3	22.9	18.3	13.7	17.4	12.1	23.3	6.9	11.6	12.5	23.8	21.8	18.7	10.8	7.6	2.2	13.3
Larinks (C32) <i>Larynx</i>	18.1	17.8	28.5	18.0	8.5	17.7	18.1	19.0	19.1	18.8	17.4	16.7	23.8	18.5	20.9	15.7	18.2	15.7	19.9
Mozak (C71) <i>Brain</i>	13.9	11.8	15.4	13.9	14.4	15.7	10.1	18.2	21.2	4.9	18.5	16.7	8.5	15.1	12.1	20.6	13.4	6.7	28.8
Jetra (C22) <i>Liver</i>	12.9	12.1	11.9	25.7	13.1	13.7	9.4	10.4	9.2	0.0	15.1	18.7	11.9	11.7	14.9	16.7	13.4	4.5	19.9
Bubreg (C64) <i>Kidney</i>	12.7	13.9	16.6	22.9	13.8	9.8	14.5	8.6	16.9	9.9	8.1	7.3	10.2	10.1	9.9	12.7	7.6	11.2	4.4
Usna šuplj. i farinks (C00-C10) <i>Mouth and pharynx</i>	12.5	14.5	7.1	18.0	5.2	16.7	7.2	14.7	10.6	9.9	9.3	12.5	18.7	23.5	8.8	9.8	17.2	4.5	6.6
Leukemije (C91-C95) <i>Leukaemias</i>	11.2	14.2	14.2	13.9	11.8	8.8	12.3	6.9	18.3	2.0	0.0	0.0	13.6	15.1	8.3	2.9	12.4	9.0	19.9
Druge lokalizacije <i>Other sites</i>	156.3	159.2	199.5	131.1	135.6	154.9	171.7	137.4	199.0	167.8	113.6	123.9	171.9	188.0	133.1	81.3	128.0	69.5	206.0
Sve lokalizacije (C00-C97) <i>All sites</i>	541.5	565.5	660.2	621.6	465.2	594.2	453.6	546.3	637.1	442.2	479.9	491.6	634.8	580.7	475.8	389.8	528.4	334.1	815.1
Sve lokalizacije bez kože (C44) <i>All sites but skin (C44)</i>	469.7	482.1	552.1	565.4	398.4	515.8	360.1	475.4	565.9	322.8	446.3	438.5	546.3	488.4	432.9	365.3	482.5	316.1	733.1

Tabela 8. Stope incidencije od raka na 100.000 stanovnika prema vodećim lokalizacijama i okruzima, žene, centralna Srbija, 2014. godina

Table 8. Cancer incidence rates per 100.000 population by leading primary sites, females, regions in Central Serbia, 2014

Primarne lokalizacije (10-MKB) Primary sites (ICD-10)	O k r u g ( R e g i o n )																		
	centralna Srbija	Grad Beograd	Kolubarski	Mačvanski	Raški	Moravički	Zlatiborski	Rasinski	Šumadijski	Pomoravski	Braničevski	Podunavski	Zajčarski	Borski	Nišavski	Pčinjski	Jabanički	Toplički	Pirotski
Dojka (C50) <i>Breast</i>	99.7	95.1	117.9	96.9	73.4	124.1	98.7	147.5	131.6	85.7	63.8	78.0	107.5	123.5	104.6	50.8	93.3	91.1	186.2
Kolon i rektum (C18-C20) <i>Colon and rectum</i>	42.0	41.5	61.9	45.0	30.2	40.7	25.6	69.6	54.3	31.7	44.0	26.3	48.9	43.3	40.9	34.9	36.2	18.2	81.7
Pluća i bronh. (C34) <i>Lung and bronchus</i>	38.9	49.2	44.4	39.6	34.8	37.9	25.6	33.5	38.7	20.5	38.5	50.7	32.6	32.1	24.9	35.9	28.6	22.8	38.6
Grlić materice (C53) <i>Cervix uteri</i>	31.2	31.5	38.5	25.9	15.4	42.6	19.2	30.2	41.4	18.6	28.6	29.4	50.5	46.5	27.1	24.9	31.4	34.2	79.5
Materica (C54) <i>Corpus uteri</i>	27.9	34.0	30.4	17.7	20.6	20.8	14.2	28.5	25.1	17.7	33.0	14.2	47.2	20.9	37.2	22.9	22.9	15.9	50.0
Ovarijum (C56) <i>Ovary</i>	19.3	18.2	36.2	13.0	16.1	18.0	20.6	20.1	15.6	14.9	12.1	19.3	17.9	27.3	27.1	17.9	28.6	9.1	20.4
Pankreas (C25) <i>Pancreas</i>	13.6	18.9	5.8	13.6	10.3	15.2	19.2	4.2	15.6	5.6	7.7	11.1	9.8	6.4	10.6	7.0	13.3	13.7	11.4
Želudac (C16) <i>Stomach</i>	11.4	11.3	16.3	13.6	9.0	14.2	9.2	7.5	17.0	10.2	13.2	14.2	8.1	4.8	9.6	9.0	12.4	13.7	13.6
Mokraćna bešika (C67) <i>Bladder</i>	11.2	14.1	10.5	13.6	5.1	17.0	7.1	12.6	8.1	6.5	12.1	6.1	17.9	8.0	11.1	7.0	8.6	2.3	11.4
Mozak (C71) <i>Brain</i>	9.6	8.3	5.8	13.6	9.0	14.2	2.8	12.6	8.8	7.5	6.6	9.1	13.0	16.0	10.6	7.0	11.4	4.6	38.6
Jetra (C22) <i>Liver</i>	8.2	6.1	11.7	10.9	10.3	5.7	12.1	9.2	3.4	6.5	12.1	13.2	11.4	6.4	10.6	5.0	12.4	4.6	6.8
Leukemije (C91-C95) <i>Leukaemias</i>	7.6	8.4	10.5	13.0	9.7	5.7	6.4	4.2	9.5	3.7	0.0	1.0	11.4	4.8	4.2	0.0	15.2	4.6	27.2
Druge lokalizacije <i>Other sites</i>	148.0	164.4	146.0	141.2	117.8	121.2	174.8	167.7	196.7	178.8	111.0	95.3	175.9	162.1	93.9	77.7	127.6	100.2	247.5
Sve lokalizacije (C00-C97) <i>All sites</i>	468.5	501.0	536.0	457.7	361.7	477.3	435.5	547.4	565.6	407.9	382.6	367.8	552.1	502.2	412.4	300.0	441.8	334.8	812.8
Sve lokalizacije bez kože (C44) <i>All sites but skin (C44)</i>	404.5	430.2	451.9	397.0	306.3	414.8	345.2	472.8	493.7	284.0	344.1	331.4	456.0	433.2	382.6	282.1	403.7	316.6	749.3



Tabela 9. Standardizovane stope incidencije od raka na 100.000 stanovnika prema vodećim lokalizacijama i okruzima, muškarci, centralna Srbija, 2014. godina

Table 9. Standardized cancer incidence rates per 100.000 population by leading primary sites, males, regions in Central Serbia, 2014

Primarne lokalizacije (10-MKB) Primary sites (ICD-10)	O k r u g ( R e g i o n )																		
	centralna Srbija	Grad Beograd	Kolubarski	Mačvanski	Raski	Moravički	Zlatiborski	Rasinski	Šumadijski	Pomoravski	Braničevski	Podunavski	Zajčarski	Borski	Nišavski	Pčinjski	Jablanički	Toplički	Pirotski
Pluća i bronh. (C34) <i>Lung and bronchus</i>	53.7	54.4	65.3	66.6	61.4	62.5	33.8	42.9	57.5	36.9	58.7	72.5	54.9	42.3	43.5	51.1	45.8	42.4	75.7
Kolon i rektum (C18-C20) <i>Colon and rectum</i>	31.4	32.0	41.2	40.5	28.4	33.5	19.1	39.4	39.6	25.6	29.4	21.0	38.5	33.8	25.3	18.6	31.9	17.2	49.6
Prostata (C61) <i>Prostate</i>	26.4	27.1	21.9	29.1	26.7	28.5	22.0	26.7	35.5	16.4	21.7	25.8	31.8	27.6	22.6	19.8	29.0	15.0	51.7
Mokraćna bešika (C67) <i>Bladder</i>	17.5	39.4	18.6	23.4	18.4	19.3	11.3	18.1	14.3	14.8	12.0	13.8	15.8	15.8	15.0	11.1	22.0	14.6	23.3
Želudac (C16) <i>Stomach</i>	10.1	9.5	15.9	16.3	6.8	14.3	4.9	10.7	7.2	9.1	6.6	9.6	6.7	3.1	8.9	9.0	18.4	14.0	19.9
Pankreas (C25) <i>Pancreas</i>	8.9	11.8	13.3	10.8	10.8	6.8	8.1	5.6	10.8	3.9	5.8	7.3	9.2	9.8	8.0	10.0	3.4	1.2	7.5
Larinks (C32) <i>Larynx</i>	9.7	10.0	14.4	9.2	5.3	10.1	9.5	8.8	9.9	10.8	9.0	9.6	12.0	8.4	10.0	5.3	10.0	8.5	8.7
Mozak (C71) <i>Brain</i>	9.0	7.3	8.1	10.8	10.9	13.1	6.0	12.8	11.8	2.9	12.3	9.7	5.7	12.3	5.7	14.9	9.1	3.1	26.7
Jetra (C22) <i>Liver</i>	6.2	5.9	5.6	13.0	7.4	7.9	4.2	4.7	4.7	0.0	6.3	7.9	6.0	4.1	7.0	11.2	4.9	1.7	10.2
Bubreg (C64) <i>Kidney</i>	7.3	8.7	9.9	11.2	8.0	6.0	8.7	4.7	8.6	6.6	4.1	3.1	5.8	4.5	5.0	8.0	4.1	6.7	1.6
Usna šuplj. i farinks (C00-C10) <i>Mouth and pharynx</i>	7.0	8.5	3.3	9.4	3.7	9.1	3.5	7.9	5.7	5.1	4.7	6.6	11.6	11.8	5.3	3.0	9.5	2.4	3.7
Leukemije (C91-C95) <i>Leukaemias</i>	7.3	9.1	7.3	10.0	9.7	8.0	7.2	4.8	12.8	2.2	0.0	0.0	4.8	12.2	4.1	3.2	7.4	4.4	16.5
Druge lokalizacije <i>Other sites</i>	84.7	77.6	104.6	74.9	85.4	83.5	89.1	71.2	106.0	79.4	60.4	74.2	80.0	90.6	67.9	84.1	73.3	44.1	117.4
Sve lokalizacije (C00-C97) <i>All sites</i>	279.2	301.3	329.4	325.2	283.0	302.7	227.5	258.3	324.6	213.7	231.0	261.1	282.8	276.3	228.2	249.3	268.5	175.4	412.8
Sve lokalizacije bez kože (C44) <i>All sites but skin (C44)</i>	245.8	260.4	283.6	298.7	243.9	270.7	184.6	226.1	293.9	165.0	217.3	234.1	242.6	235.5	210.7	234.0	247.0	166.8	380.3

Tabela 10. Standardizovane stope incidencije od raka na 100.000 stanovnika prema vodećim lokalizacijama i okruzima, žene, centralna Srbija, 2014. godina

Table 10. Standardized cancer incidence rates per 100.000 population by leading primary sites, females, regions in Central Serbia, 2014

Primarne lokalizacije (10-MKB) Primary sites (ICD-10)	O k r u g ( R e g i o n )																		
	centralna Srbija	Grad Beograd	Kolubarski	Mačvanski	Raski	Moravički	Zlatiborski	Rasinski	Šumadijski	Pomoravski	Braničevski	Podunavski	Zajčarski	Borski	Nišavski	Pčinjski	Jablanički	Toplički	Pirotski
Dojka (C50) <i>Breast</i>	53.6	49.3	63.7	50.9	42.6	66.0	57.2	81.4	74.8	45.9	35.9	43.0	52.9	61.5	56.7	16.4	49.4	52.8	93.0
Kolon i rektum (C18-C20) <i>Colon and rectum</i>	18.7	17.4	29.4	21.5	16.6	16.8	13.2	30.5	24.3	12.9	19.2	10.8	16.8	17.7	19.7	11.2	17.2	5.7	36.0
Pluća i bronh. (C34) <i>Lung and bronchus</i>	18.7	23.1	20.5	18.6	19.6	17.7	14.0	14.8	18.7	8.8	19.7	24.0	14.9	17.4	12.0	13.9	15.4	12.7	17.2
Grlić materice (C53) <i>Cervix uteri</i>	20.1	19.1	25.0	16.8	10.2	24.6	10.7	18.3	30.3	11.9	18.0	20.1	35.3	30.7	17.9	18.0	21.1	21.8	69.0
Materica (C54) <i>Corpus uteri</i>	14.4	18.0	13.6	9.2	12.6	10.1	7.3	14.5	12.9	8.9	17.5	7.2	19.7	11.5	17.7	16.0	12.7	7.9	19.7
Ovarijum (C56) <i>Ovary</i>	10.5	9.8	20.1	7.0	9.5	10.6	11.7	9.7	8.7	7.4	6.0	7.5	7.7	13.8	15.5	11.3	19.2	5.0	10.1
Pankreas (C25) <i>Pancreas</i>	5.4	7.3	2.3	6.2	5.6	5.3	8.3	1.7	5.7	2.1	2.1	4.0	2.5	2.4	4.6	6.1	5.5	6.8	6.1
Želudac (C16) <i>Stomach</i>	5.1	5.2	5.9	6.8	4.0	7.3	5.2	3.0	7.2	5.2	5.0	4.4	2.4	1.3	4.0	6.2	4.8	6.6	10.2
Mokraćna bešika (C67) <i>Bladder</i>	4.9	6.1	4.5	6.0	2.8	6.8	3.5	6.3	4.3	2.9	3.4	2.1	6.2	3.2	4.9	3.9	4.7	0.4	4.8
Mozak (C71) <i>Brain</i>	5.6	4.6	3.4	11.1	7.4	9.5	1.3	5.6	5.1	3.9	2.6	4.0	7.2	6.1	4.6	3.7	6.8	2.8	31.9
Jetra (C22) <i>Liver</i>	3.5	2.6	6.9	4.8	4.0	2.7	4.2	4.9	1.6	5.1	7.4	4.3	2.3	1.6	4.0	4.6	4.7	1.6	3.4
Leukemije (C91-C95) <i>Leukaemias</i>	4.7	5.2	7.5	7.5	5.6	3.9	3.5	2.7	3.7	4.7	0.0	0.2	3.8	2.7	3.2	0.0	7.1	4.9	32.4
Druge lokalizacije <i>Other sites</i>	71.1	78.5	60.2	67.5	62.6	60.5	84.6	77.9	103.6	75.4	59.2	46.7	69.7	74.0	44.2	70.7	62.9	45.7	132.7
Sve lokalizacije (C00-C97) <i>All sites</i>	236.3	246.3	263.0	233.8	203.1	241.9	224.8	271.2	301.0	195.2	195.9	178.3	241.6	243.8	208.9	181.9	231.2	174.7	466.5
Sve lokalizacije bez kože (C44) <i>All sites but skin (C44)</i>	210.1	215.3	233.5	209.5	177.2	218.8	188.6	239.1	269.1	150.4	182.2	162.9	207.2	218.4	198.3	173.8	216.9	167.7	446.9

Tabela 11. Broj umrlih slučajeva od raka prema vodećim lokalizacijama i okruzima, muškarci, centralna Srbija, 2014. godina

Table 11. Number of death cancer cases by leading primary sites, males, regions in Central Serbia, 2014

Primarne lokalizacije (10-MKB) Primary sites (ICD-10)	O k r u g ( R e g i o n )																		
	centralna Srbija	Grad Beograd	Kolubarski	Mačvanski	Raski	Moravički	Zlatiborski	Rasinski	Šumadijski	Pomoravski	Braničevski	Podunavski	Zajčarski	Borski	Nišavski	Pčinski	Jablanički	Toplički	Pirotski
Bronh i pluća <i>Bronchus &amp; lung</i>	2609	817	95	164	120	129	99	121	111	144	95	98	79	56	199	102	99	47	34
Kolon i rektum <i>Colon &amp; rectum</i>	1028	367	28	58	44	41	63	51	44	34	31	29	38	26	67	23	44	12	28
Prostata <i>Prostate</i>	694	239	20	41	27	28	38	46	26	35	24	28	17	15	39	16	32	12	11
Želudac <i>Stomach</i>	460	143	19	42	19	12	23	26	18	20	10	12	8	6	40	12	26	12	12
Pankreas <i>Pancreas</i>	432	160	15	22	29	17	25	18	20	15	14	11	12	9	42	10	6	2	5
Mokraćna bešika <i>Bladder</i>	353	144	4	18	17	11	13	12	11	18	16	15	9	4	27	8	13	8	5
Jetra, žučni kanali <i>Liver &amp; intrahepatic bile ducts</i>	332	88	6	25	14	15	15	15	10	26	10	15	11	9	31	18	13	2	9
Mozak <i>Brain</i>	290	88	9	16	10	13	10	16	19	14	9	9	5	10	24	11	9	11	7
Larings <i>Larynx</i>	244	74	5	21	13	4	10	12	13	12	11	8	9	5	16	9	10	6	6
Leukemije <i>Leukaemias</i>	233	82	9	10	12	11	14	10	8	6	9	6	7	6	20	8	8	3	4
Druge lokalizacije <i>Other sites</i>	2111	701	66	105	92	93	112	82	143	88	77	94	68	51	142	48	82	26	41
Sve lokalizacije (C00-C97) <i>All sites</i>	8553	2821	267	512	385	363	408	399	415	406	297	319	256	191	627	257	334	138	158
Sve lokalizacije bez kože (C44) <i>All sites but skin (C44)</i>	8486	2801	266	511	384	360	406	396	412	403	293	316	255	189	619	256	331	134	154

Tabela 12. Broj umrlih slučajeva od raka prema vodećim lokalizacijama i okruzima, žene, centralna Srbija, 2014. godina

Table 12. Number of death cancer cases by leading primary sites, females, regions in Central Serbia, 2014

Primarne lokalizacije (10-MKB) Primary sites (ICD-10)	O k r u g ( R e g i o n )																		
	centralna Srbija	Grad Beograd	Kolubarski	Mačvanski	Raski	Moravički	Zlatiborski	Rasinski	Šumadijski	Pomoravski	Braničevski	Podunavski	Zajčarski	Borski	Nišavski	Pčinski	Jablanički	Toplički	Pirotski
Dojka <i>Breast</i>	1180	480	20	57	66	50	35	50	52	49	35	45	30	28	85	24	43	14	8
Bronh i pluća <i>Bronchus &amp; lung</i>	1003	417	36	54	40	32	36	35	46	40	29	44	18	26	66	35	30	11	8
Kolon i rektum <i>Colon &amp; rectum</i>	696	267	25	40	28	18	39	27	29	36	29	21	21	20	40	16	22	8	10
Pankreas <i>Pancreas</i>	352	132	10	20	18	12	22	9	25	20	10	10	10	2	25	5	11	7	4
Jajnik <i>Ovary</i>	330	123	13	10	16	16	15	16	16	9	7	10	10	11	34	7	10	4	3
Grlić materice <i>Cervix uteri</i>	302	99	11	18	13	14	15	15	13	10	15	12	8	11	13	11	14	8	2
Želudac <i>Stomach</i>	248	88	12	9	9	7	11	8	13	7	12	12	7	1	19	10	12	6	5
Mozak <i>Brain</i>	231	81	5	16	8	8	6	10	13	15	10	10	4	6	14	5	13	4	3
Jetra, žučni kanali <i>Liver &amp; intrahepatic bile ducts</i>	202	51	7	17	17	5	15	15	4	12	7	6	9	6	14	6	5	4	2
Materica, telo <i>Corpus uteri</i>	179	49	7	9	10	6	9	8	4	7	3	8	11	6	22	6	7	2	5
Druge lokalizacije <i>Other sites</i>	1876	731	60	67	82	53	95	93	111	50	64	71	44	41	150	36	60	29	48
Sve lokalizacije (C00-C97) <i>All sites</i>	6599	2518	206	317	307	221	298	286	326	255	221	249	172	158	482	161	227	97	98
Sve lokalizacije bez kože (C44) <i>All sites but skin (C44)</i>	6535	2500	203	317	301	220	292	280	322	255	216	248	171	157	476	160	225	95	97

Tabela 13. Stope mortaliteta od raka na 100.000 stanovnika prema vodećim lokalizacijama i okruzima, muškarci, centralna Srbija, 2014. godina

Table 13. Cancer mortality rates per 100.000 population by leading primary sites, males, regions in Central Serbia, 2014

Primarne lokalizacije (10-MKB) Primary sites (ICD-10)	O k r u g ( R e g i o n )																		
	centralna Srbija	Grad Beograd	Kolubarski	Mačvanski	Raski	Moravički	Zlatiborski	Rasinski	Šumadijski	Pomoravski	Braničevski	Podunavski	Zajčarski	Borski	Nišavski	Pčunjski	Jablanički	Toplički	Pirotski
Bronh i pluća <i>Bronchus &amp; lung</i>	102.4	103.2	112.8	113.8	78.6	126.5	71.7	104.6	78.3	142.1	110.1	102.1	140.6	95.3	109.5	99.9	94.6	105.4	75.3
Kolon i rektum <i>Colon &amp; rectum</i>	40.4	46.4	33.2	40.2	28.8	40.2	45.7	44.1	31.0	33.6	35.9	30.2	67.7	44.3	36.9	22.5	42.0	26.9	62.0
Prostata <i>Prostate</i>	27.3	30.2	23.7	28.4	17.7	27.5	27.5	39.8	18.3	34.6	27.8	29.2	30.3	25.5	21.5	15.7	30.6	26.9	24.4
Želudac <i>Stomach</i>	18.1	18.1	22.6	29.1	12.5	11.8	16.7	22.5	12.7	19.7	11.6	12.5	14.2	10.2	22.0	11.8	24.8	26.9	26.6
Pankreas <i>Pancreas</i>	17.0	20.2	17.8	15.3	19.0	16.7	18.1	15.6	14.1	14.8	16.2	11.5	21.4	15.3	23.1	9.8	5.7	4.5	11.1
Mokraćna bešika <i>Bladder</i>	13.9	18.2	4.7	12.5	11.1	10.8	9.4	10.4	7.8	17.8	18.5	15.6	16.0	6.8	14.9	7.8	12.4	17.9	11.1
Jetra, žučni kanali <i>Liver &amp; intrahepatic bile ducts</i>	13.0	11.1	7.1	17.3	9.2	14.7	10.9	13.0	7.1	25.7	11.6	15.6	19.6	15.3	17.1	17.6	12.4	4.5	19.9
Mozak <i>Brain</i>	11.4	11.1	10.7	11.1	6.6	12.7	7.2	13.8	13.4	13.8	10.4	9.4	8.9	17.0	13.2	10.8	8.6	24.7	15.5
Larings <i>Larynx</i>	9.6	9.3	5.9	14.6	8.5	3.9	7.2	10.4	9.2	11.8	12.8	8.3	16.0	8.5	8.8	8.8	9.6	13.5	13.3
Leukemije <i>Leukaemias</i>	9.1	10.4	10.7	6.9	7.9	10.8	10.1	8.6	5.6	5.9	10.4	6.2	12.5	10.2	11.0	7.8	7.6	6.7	8.9
Druge lokalizacije <i>Other sites</i>	73.7	78.2	67.7	65.9	52.4	80.4	71.0	62.2	95.3	80.9	78.8	91.7	108.6	76.6	67.1	39.2	70.7	51.6	82.0
Sve lokalizacije (C00-C97) <i>All sites</i>	335.9	356.4	317.0	355.2	252.3	356.0	295.7	344.9	292.8	400.8	344.3	332.2	455.8	325.1	344.9	251.7	319.1	309.4	350.0
Sve lokalizacije bez kože (C44) <i>All sites but skin (C44)</i>	333.2	353.9	315.8	354.5	251.6	353.0	294.2	342.3	290.7	397.8	339.6	329.1	454.0	321.7	340.5	250.7	316.3	300.4	341.1

Tabela 14. Stope mortaliteta od raka na 100.000 stanovnika prema vodećim lokalizacijama i okruzima, žene, centralna Srbija, 2014. godina

Table 14. Cancer mortality rates per 100.000 population by leading primary sites, females, regions in Central Serbia, 2014

Primarne lokalizacije (10-MKB) Primary sites (ICD-10)	O k r u g ( R e g i o n )																		
	centralna Srbija	Grad Beograd	Kolubarski	Mačvanski	Raski	Moravički	Zlatiborski	Rasinski	Šumadijski	Pomoravski	Braničevski	Podunavski	Zajčarski	Borski	Nišavski	Pčunjski	Jablanički	Toplički	Pirotski
Dojka <i>Breast</i>	44.0	54.3	23.4	38.9	42.5	47.4	24.9	41.9	35.3	45.6	38.5	45.6	51.1	45.6	45.1	23.9	40.9	31.9	38.6
Bronh i pluća <i>Bronchus &amp; lung</i>	37.4	47.2	42.0	36.8	25.7	30.3	25.6	29.3	31.2	37.3	31.9	44.6	30.6	42.3	35.0	34.9	28.6	25.1	18.2
Kolon i rektum <i>Colon &amp; rectum</i>	25.9	30.2	29.2	27.3	18.0	17.0	27.7	22.6	19.7	33.5	31.9	21.3	35.8	32.6	21.2	15.9	20.9	18.2	22.7
Pankreas <i>Pancreas</i>	13.1	14.9	11.7	13.6	11.6	11.4	15.6	7.5	17.0	18.6	11.0	10.1	17.0	3.3	13.3	5.0	10.5	15.9	9.1
Jajnik <i>Ovary</i>	12.3	13.9	15.2	6.8	10.3	15.2	10.7	13.4	10.9	8.4	7.7	10.1	17.0	17.9	18.0	7.0	9.5	9.1	6.8
Grlić materice <i>Cervix uteri</i>	11.3	11.2	12.8	12.3	8.4	13.3	10.7	12.6	8.8	9.3	16.5	12.2	13.6	17.9	6.9	11.0	13.3	18.2	4.5
Želudac <i>Stomach</i>	9.2	10.0	14.0	6.1	5.8	6.6	7.8	6.7	8.8	6.5	13.2	12.2	11.9	1.6	10.1	10.0	11.4	13.7	11.4
Mozak <i>Brain</i>	8.6	9.2	5.8	10.9	5.1	7.6	4.3	8.4	8.8	14.0	11.0	10.1	6.8	9.8	7.4	5.0	12.4	9.1	6.8
Jetra, žučni kanali <i>Liver &amp; intrahepatic bile ducts</i>	7.5	5.8	8.2	11.6	10.9	4.7	10.7	12.6	2.7	11.2	7.7	6.1	15.3	9.8	7.4	6.0	4.8	9.1	4.5
Materica, telo <i>Corpus uteri</i>	6.7	5.5	8.2	6.1	6.4	5.7	6.4	6.7	2.7	6.5	3.3	8.1	18.7	9.8	11.7	6.0	6.7	4.6	11.4
Druge lokalizacije <i>Other sites</i>	69.9	82.7	70.1	45.7	52.8	50.2	67.5	78.0	75.3	46.6	70.4	71.9	74.9	66.8	79.6	35.9	57.1	66.0	88.5
Sve lokalizacije (C00-C97) <i>All sites</i>	245.9	285.0	240.5	216.2	197.6	209.3	211.7	239.7	221.1	237.5	243.0	252.3	292.9	257.3	255.8	160.5	216.1	220.9	222.5
Sve lokalizacije bez kože (C44) <i>All sites but skin (C44)</i>	243.6	282.9	237.0	216.2	193.7	208.4	207.4	234.7	218.4	237.5	237.5	251.3	291.2	255.7	252.6	159.5	214.2	216.4	220.2

Tabela 15. Standardizovane stope mortaliteta od raka na 100.000 stanovnika prema vodećim lokalizacijama i okruzima, muškarci  
centralna Srbija, 2014. godina

Table 15. Standardized cancer mortality rates per 100.000 population by leading primary sites, males, regions in Central Serbia, 2014

Primarne lokalizacije (10-MKB) Primary sites (ICD-10)	O k r u g ( R e g i o n )																		
	centralna Srbija	Grad Beograd	Kolubarski	Mačvanski	Raški	Moravički	Zlatiborski	Rasinski	Šumadijski	Pomoravski	Branicevski	Podunavski	Zajedarski	Borski	Nišavski	Pčujski	Jablanički	Toplički	Pirotski
Bronh i pluća <i>Bronchus &amp; lung</i>	51.5	54.1	53.3	56.3	48.8	59.4	35.1	46.7	39.3	65.9	52.9	52.4	60.3	50.0	51.0	61.7	47.7	54.5	31.0
Kolon i rektum <i>Colon &amp; rectum</i>	18.3	22.6	14.1	18.9	15.6	14.8	20.4	17.8	13.5	12.8	14.9	14.3	25.1	18.5	16.3	13.8	19.1	11.4	24.1
Prostata <i>Prostate</i>	10.1	12.3	7.1	12.1	7.7	10.4	10.1	12.3	6.6	10.7	8.8	11.8	7.2	8.2	7.0	8.0	11.0	9.0	6.9
Želudac <i>Stomach</i>	8.2	8.9	10.1	12.1	5.6	5.3	8.1	9.5	5.9	7.7	3.6	6.0	5.9	4.0	9.7	6.9	11.4	10.2	11.7
Pankreas <i>Pancreas</i>	7.9	9.6	9.0	7.0	10.9	7.1	8.6	7.0	6.2	6.5	7.7	5.6	7.1	6.9	10.5	6.6	2.5	2.3	5.3
Mokraćna bešika <i>Bladder</i>	5.7	8.2	1.5	5.5	6.2	3.9	3.7	3.2	2.9	6.6	6.1	7.3	4.7	2.5	5.5	3.7	5.0	7.4	4.6
Jetra, žučni kanali <i>Liver &amp; intrahepatic bile ducts</i>	6.0	5.3	4.5	8.6	4.6	5.7	4.8	5.3	3.1	11.1	4.8	7.1	8.5	5.8	7.9	9.5	4.7	1.7	10.3
Mozak <i>Brain</i>	6.6	6.9	5.4	8.3	3.6	6.9	4.0	7.5	7.1	6.3	5.2	5.0	3.2	14.6	6.1	8.2	5.5	9.9	13.6
Larings <i>Larynx</i>	4.9	4.8	3.2	6.7	5.6	2.0	4.1	4.4	4.7	6.6	7.0	4.0	6.4	5.1	4.6	5.1	4.7	4.7	5.9
Leukemije <i>Leukaemias</i>	4.5	5.4	4.4	4.8	4.3	3.8	4.4	4.5	2.7	2.5	4.8	3.3	3.8	5.6	5.4	4.3	3.7	2.1	2.8
Druge lokalizacije <i>Other sites</i>	37.1	40.5	32.3	33.5	31.2	37.5	34.9	29.7	48.2	38.5	36.9	46.8	48.2	37.5	33.4	24.1	37.2	25.1	36.6
Sve lokalizacije (C00-C97) <i>All sites</i>	160.9	178.5	144.9	173.9	144.2	156.8	138.2	147.8	140.3	175.2	152.9	163.6	180.5	158.7	157.5	151.9	152.3	138.3	152.8
Sve lokalizacije bez kože (C44) <i>All sites but skin (C44)</i>	159.8	177.3	144.6	173.6	143.9	155.4	137.8	147.2	139.7	174.5	151.3	162.1	178.9	157.4	155.6	151.2	151.1	134.7	151.0

Tabela 16. Standardizovane stope mortaliteta od raka na 100.000 stanovnika prema vodećim lokalizacijama i okruzima, žene,  
centralna Srbija, 2014. godina

Table 16. Standardized cancer mortality rates per 100.000 population by leading primary sites, females, regions in Central Serbia, 2014

Primarne lokalizacije (10-MKB) Primary sites (ICD-10)	O k r u g ( R e g i o n )																		
	centralna Srbija	Grad Beograd	Kolubarski	Mačvanski	Raški	Moravički	Zlatiborski	Rasinski	Šumadijski	Pomoravski	Branicevski	Podunavski	Zajedarski	Borski	Nišavski	Pčujski	Jablanički	Toplički	Pirotski
Dojka <i>Breast</i>	19.3	23.8	12.4	18.5	22.9	20.2	11.1	20.1	15.1	18.8	18.9	18.4	17.0	17.0	20.0	11.7	17.3	14.0	12.4
Bronh i pluća <i>Bronchus &amp; lung</i>	17.3	21.6	19.4	16.5	13.6	14.8	12.3	11.1	14.8	14.5	14.8	21.1	13.5	20.9	17.2	19.3	15.8	13.1	4.7
Kolon i rektum <i>Colon &amp; rectum</i>	10.1	12.1	11.3	10.0	8.9	6.6	11.2	7.3	8.2	10.9	10.6	6.8	13.1	10.1	8.7	7.8	8.6	7.8	9.2
Pankreas <i>Pancreas</i>	5.1	5.5	4.4	6.0	6.6	4.7	6.3	2.9	6.2	5.7	2.9	4.1	4.8	1.4	5.6	2.8	4.6	9.1	3.2
Jajnik <i>Ovary</i>	5.6	6.5	6.0	3.3	6.3	6.5	4.7	5.4	4.8	3.7	2.3	4.3	8.2	7.0	8.4	3.5	4.9	3.3	3.1
Grlić materice <i>Cervix uteri</i>	5.9	5.7	6.5	7.7	4.7	5.2	4.9	6.8	4.3	5.0	6.9	6.6	7.0	13.1	3.3	7.3	5.9	10.2	4.2
Želudac <i>Stomach</i>	3.7	4.1	5.3	3.3	2.1	2.7	3.1	2.2	3.7	3.2	4.8	3.6	5.1	0.7	3.5	5.6	4.6	5.8	3.7
Mozak <i>Brain</i>	4.1	4.4	3.5	5.3	3.7	2.4	2.5	4.9	4.7	4.1	6.5	4.2	2.9	3.2	2.6	3.2	6.9	4.5	2.2
Jetra, žučni kanali <i>Liver &amp; intrahepatic bile ducts</i>	2.8	2.4	4.4	4.6	4.6	1.9	3.5	4.8	1.4	3.0	3.8	1.7	4.1	2.2	2.2	2.2	1.9	1.6	1.8
Materica, telo <i>Corpus uteri</i>	2.9	2.2	3.9	3.2	3.3	2.9	3.1	2.7	1.2	2.3	0.8	3.4	5.9	3.0	4.8	3.5	4.0	1.9	3.6
Druge lokalizacije <i>Other sites</i>	28.9	32.9	26.2	19.9	25.7	22.6	29.1	31.5	34.4	15.2	24.6	29.0	25.9	26.2	34.7	21.2	27.7	26.7	39.4
Sve lokalizacije (C00-C97) <i>All sites</i>	105.7	121.3	103.3	98.2	102.4	90.3	91.7	99.8	98.8	86.4	97.0	103.3	107.6	105.0	111.0	88.1	102.3	98.0	87.7
Sve lokalizacije bez kože (C44) <i>All sites but skin (C44)</i>	105.0	282.9	237.0	216.2	193.7	208.4	207.4	234.7	218.4	237.5	237.5	103.1	107.3	104.7	109.9	87.6	101.6	97.2	86.9

Tabela 17. Ukupan broj novoobolelih i broj novoobolelih od raka sa procentom registrovanih samo na osnovu prijave smrti, prema primarnoj lokalizaciji i polu, centralna Srbija, 2014. godina

Table 17. Total number of new cancer cases and number and percentage of cases registered from death certificates only, by primary site and sex, Central Serbia, 2014

MKB-10 (ICD-10) Sifra (Code) Ukupno (All)	Primarna lokalizacija <i>Primary site</i>	POL SEX M (Male) Ž (Female)	Ukupno (All) 13791 12571	Broj registrovanih samo na osnovu prijave smrti <i>Number of cases registered from death certificates only</i>		%
				400	325	
C00	Usna <i>Lip</i>	M Ž	73 29	2 0		2.7% 0.0%
C01	Jezik, koren <i>Base of tongue</i>	M Ž	28 6	1 0		3.6% 0.0%
C02	Jezik, drugi delovi <i>Tongue, other &amp; unspecified parts</i>	M Ž	50 14	2 2		4.0% 14.3%
C03	Desni <i>Gum</i>	M Ž	7 7	0 0		0.0% 0.0%
C04	Pod usta <i>Floor of mouth</i>	M Ž	38 13	1 0		2.6% 0.0%
C05	Nepce <i>Palate</i>	M Ž	17 6	0 0		0.0% 0.0%
C06	Usta, drugi delovi <i>Mouth, other &amp; unspecified parts</i>	M Ž	24 18	0 1		0.0% 5.6%
C07	Parotidna žlezda <i>Parotid gland</i>	M Ž	19 21	1 2		5.3% 9.5%
C08	Piljuvačna žlezda <i>Other &amp; unsp. major salivary gl.</i>	M Ž	9 7	0 0		0.0% 0.0%
C09	Krajnik <i>Tonsil</i>	M Ž	23 5	1 0		4.3% 0.0%
C10	Orofarings <i>Oropharynx</i>	M Ž	30 6	2 1		6.7% 16.7%
C11	Nasofarings <i>Nasopharynx</i>	M Ž	31 9	2 1		6.5% 11.1%
C12	Piriformni sinus <i>Pyriform sinus</i>	M Ž	2 0	0 0		0.0% 0.0%
C13	Hipofarings <i>Hypopharynx</i>	M Ž	58 15	1 0		1.7% 0.0%
C14	Usne, usta, ždrello, drugi delovi <i>Other and ill def. sites in the lip, oral cavity &amp; pharynx</i>	M Ž	15 7	1 0		6.7% 0.0%
C15	Jednjak <i>Oesophagus</i>	M Ž	140 32	8 2		5.7% 6.3%
C16	Želudac <i>Stomach</i>	M Ž	512 307	29 20		5.7% 6.5%
C17	Tanko crevo <i>Small intestine</i>	M Ž	29 40	0 2		0.0% 5.0%
C18	Debelo crevo <i>Colon</i>	M Ž	891 648	22 25		2.5% 3.9%
C19	Rektosigmoidni prelaz <i>Rectosigmoid junction</i>	M Ž	118 61	4 3		3.4% 4.9%
C20	Rektum <i>Rectum</i>	M Ž	626 417	21 17		3.4% 4.1%
C21	Anus i analni kanal <i>Anus &amp; anal canal</i>	M Ž	17 19	0 2		0.0% 10.5%
C22	Jetra, žučni kanali <i>Liver &amp; intrahepatic bile ducts</i>	M Ž	329 220	18 9		5.5% 4.1%
C23	Žučna kesha <i>Gallbladder</i>	M Ž	33 74	0 8		0.0% 10.8%
C24	Žučni kanali, drugi delovi <i>Biliary tract, other &amp; unsp. parts</i>	M Ž	39 37	3 1		7.7% 2.7%
C25	Pankreas <i>Pancreas</i>	M Ž	473 365	18 13		3.8% 3.6%
C26	Organi za varenje, nedovoljno određene lokalizacije <i>Other &amp; ill-defined digestive organs</i>	M Ž	23 31	0 1		0.0% 3.2%
C30	Nosna šupljina i srednje uvo <i>Nasal cavity &amp; middle ear</i>	M Ž	7 18	0 0		0.0% 0.0%
C31	Nosni sinusi <i>Accessory sinuses</i>	M Ž	11 9	2 0		18.2% 0.0%
C32	Larings <i>Larynx</i>	M Ž	460 61	14 1		3.0% 1.6%
C33	Traheja <i>Trachea</i>	M Ž	9 1	0 0		0.0% 0.0%
C34	Bronh i pluća <i>Bronchus &amp; lung</i>	M Ž	2660 1045	125 49		4.7% 4.7%
C37	Timus <i>Thymus</i>	M Ž	4 1	0 0		0.0% 0.0%
C38	Srce, mediastinum, pleura <i>Heart, mediastinum &amp; pleura</i>	M Ž	21 17	3 0		14.3% 0.0%
C39	Toraks, druge lokalizacije <i>Other &amp; ill-def. in the res.sys.</i>	M Ž	2 3	0 0		0.0% 0.0%
C40	Kosti i zglobne hrskavice udova <i>Bone &amp; articular cartilage of limbs</i>	M Ž	39 23	0 1		0.0% 4.3%
C41	Kosti i zglobne hrskavice, druge lokalizacije <i>Bone &amp; articular cartilage of other</i>	M Ž	35 33	0 1		0.0% 3.0%
C43	Koža, maligni melanom <i>Malignant melanoma of skin</i>	M Ž	239 227	0 0		0.0% 0.0%
C44	Koža, drugi maligni tumori <i>Skin, other malignomas</i>	M Ž	1830 1717	1 3		0.1% 0.2%
C45	Mezoteliom <i>Mesothelioma</i>	M Ž	14 4	0 0		0.0% 0.0%
C46	Kaposijev sarkom <i>Kaposi's sarcoma</i>	M Ž	0 0	0 0		0.0% 0.0%
C47	Periferni nervi i autonomni nervni sistem <i>Peripheral nerves &amp; auton. nerv. sys.</i>	M Ž	4 10	0 0		0.0% 0.0%
C48	Peritoneum i retroperitoneum <i>Retroperitoneum &amp; peritoneum</i>	M Ž	21 35	0 0		0.0% 0.0%
C49	Veživna i meka tkiva, drugi <i>Other connective and soft tissue</i>	M Ž	59 42	1 3		1.7% 7.1%
C50	Dojka <i>Breast</i>	M Ž	37 2675	1 56		2.7% 2.1%

Tabela 17.1 Ukupan broj novoobolelih i broj novoobolelih od raka sa procentom registrovanih samo na osnovu prijave smrti, prema primarnoj lokalizaciji i polu, centralna Srbija, 2014. godina (nastavak)  
 Table 17.1 Total number of new cancer cases and number and percentage of cases registered from death certificates only, by primary site and sex, Central Serbia, 2014 (continued)

MKB-10 (ICD-10) Šifra (Code) Ukupno (All)	Primarna lokalizacija <i>Primary site</i>	POL SEX M (Male) Ž (Female)	Ukupno (All) 13791 12571	Broj registrovanih samo na osnovu prijave smrti <i>Number of cases registered from death certificates only</i>		%
				400	325	
C51	Vulva <i>Vulva</i>	Ž	95	2		2.1%
C52	Vagina <i>Vagina</i>	Ž	24	0		0.0%
C53	Grič materice <i>Cervix uteri</i>	Ž	836	15		1.8%
C54	Materica, telo <i>Corpus uteri</i>	Ž	748	15		2.0%
C55	Materica, neoznačeni deo <i>Uterus, unspecified part</i>	Ž	37	4		10.8%
C56	Jajnik <i>Ovary</i>	Ž	517	12		2.3%
C57	Ženski genitalni organi, drugi neoznačeni organi <i>Other &amp; unspec. parts of fem. gen.org.</i>	Ž	21	1		4.8%
C58	Placenta <i>Placenta</i>	Ž	1	0		0.0%
C60	Penis <i>Penis</i>	M	47	1		2.1%
C61	Prostata <i>Prostate</i>	M	1541	34		2.2%
C62	Testis <i>Testis</i>	M	188	3		1.6%
C63	Muški genitalni organi, drugi neoznačeni organi <i>Other &amp; unspec. male genital organs</i>	M	5	0		0.0%
C64	Bubreg <i>Kidney, except renal pelvis</i>	M	324	5		1.5%
C65	Bubrežna karlica <i>Renal pelvis</i>	Ž	198	4		2.0%
C66	Ureter <i>Ureter</i>	M	33	1		3.0%
C67	Mokraćna bešika <i>Bladder</i>	Ž	26	1		3.8%
C68	Urinarni organi, drugi neoznačeni organi <i>Other &amp; unspecified urinary organs</i>	M	13	0		0.0%
C69	Oko, pripoji oka <i>Eye and adnexa</i>	Ž	7	0		0.0%
C70	Moždance <i>Meninges</i>	M	32	1		3.1%
C71	Mozak <i>Brain</i>	Ž	26	0		0.0%
C72	Centralni nervni sistem, drugi delovi <i>Spinal cord, cran. nerv. &amp; oth. parts of CNS</i>	M	15	2		13.3%
C73	Štitasta žlezda <i>Thyroid gland</i>	Ž	9	0		0.0%
C74	Nadbubrežna žlezda <i>Adrenal gland</i>	M	69	0		0.0%
C75	Endokrine žlezde, druge <i>Other endocrine glands &amp; related structures</i>	Ž	183	3		1.6%
C76	Ostale lokalizacije <i>Other &amp; ill defined sites</i>	M	19	0		0.0%
C77-C80	Sekundarne lokalizacije, bez označene lokalizacije <i>Unspec. mal. neo. of lymph nod. &amp; without of spec. of site</i>	Ž	15	1		6.7%
C81	Hodgkinova bolest <i>Hodgkin's disease</i>	M	6	0		0.0%
C82	Folikularni ne-Hodgkinov limfom <i>Follicular non-Hodgkin's lymphoma</i>	Ž	38	3		7.9%
C83	Difuzni ne-Hodgkinov limfom <i>Diffuse non-Hodgkin's lymphoma</i>	M	63	2		3.2%
C84	Periferni i kožni limfom T-ćelija <i>Peripheral &amp; cutaneous T-cell lymphomas</i>	Ž	2	0		0.0%
C85	Ne-Hodgkinovi limfomi, drugi <i>Other &amp; unspecified types of non-Hodgkin's lymphoma</i>	M	83	0		0.0%
C88	Zloćudne imunoproliferativne bolesti <i>Malignant immunoproliferative diseases</i>	Ž	61	1		1.6%
C90	Multipli mijelom i drugi zloćudni tumori plazma ćelija <i>Multiple myeloma and malignant plasma cell neoplasms</i>	M	5	0		0.0%
C91	Limfoidna leukemija <i>Lymphoblastic, lymphoid leukaemia</i>	Ž	2	0		0.0%
C92	Mijeloidna leukemija <i>Myeloid leukaemia</i>	M	92	2		2.2%
C93	Monocitna leukemija <i>Monocytic leukaemia</i>	Ž	92	2		2.2%
C94	Leukemije, druge <i>Other leukaemias of specified cells</i>	M	129	1		0.8%
C95	Leukemije, neoznačene <i>Leukaemia, unspecified cell type</i>	Ž	89	3		3.4%
C96	Drugi zloćudni tumori hematopoeznog sistema <i>Oth. &amp; unspec. mal. neo. of lymph., haematopoietic &amp; related tissue</i>	M	137	7		5.1%
C00-C96 (C44)	Sve lokalizacije, bez kože <i>All sites but skin</i>	Ž	97	1		1.0%
		M	4	0		0.0%
		Ž	5	0		0.0%
		M	2	0		0.0%
		Ž	2	0		0.0%
		M	13	4		30.8%
		Ž	11	3		27.3%
		M	7	0		0.0%
		Ž	2	0		0.0%
		M	11961	399		3.3%
		Ž	10854	322		3.0%



Tabela 18.1 Broj novoobolelih slučajeva od raka, prema primarnoj lokalizaciji (MKB-10), uzrastu i polu, centralna Srbija, 2014. godina (nastavak)

Table 18.1 Number of new cancer cases by primary site (ICD-10), age and sex, Central Serbia, 2014 (continued)

Primarna lokalizacija site	POL SEX M (Male) Ž (Female)	Ukupno (All)	U Z R A S T (Age)														%			
			0-4	5-9	10-14	15-19	20-24	25-29	30-34	35-39	40-44	45-49	50-54	55-59	60-64	65-69		70-74	75+	
Vulva <i>Vulva</i>	Ž	95	0	0	0	0	0	0	0	0	1	2	1	3	8	9	16	14	41	0.8%
Vagina <i>Vagina</i>	Ž	24	0	0	0	0	0	0	0	1	0	0	1	4	2	1	2	1	12	0.2%
Grlić materice <i>Cervix uteri</i>	Ž	836	0	0	0	0	1	8	29	68	60	130	105	109	112	74	53	87		6.7%
Materica, telo <i>Corpus uteri</i>	Ž	748	0	0	0	0	0	4	5	13	22	32	89	95	159	121	94	114		6.0%
Materica, neoznačeni deo <i>Uterus, unspecified part</i>	Ž	37	0	0	0	0	0	0	0	1	2	2	2	5	5	3	4	13		0.3%
Jajnik <i>Ovary</i>	Ž	517	0	0	0	0	0	9	7	19	23	43	42	67	84	75	53	95		4.1%
Ženski genitalni organi, drugi neoznačeni organi <i>Other &amp; unspecified parts of fem. gen.org.</i>	Ž	21	0	0	0	0	0	0	0	0	1	0	2	3	4	1	3	7		0.2%
Placenta <i>Placenta</i>	Ž	1	0	0	0	0	0	0	0	0	0	1	0	0	0	0	0	0	0	0.0%
Penis <i>Penis</i>	M	47	0	0	0	0	1	0	2	0	1	0	4	4	10	4	11	10		0.3%
Prostata <i>Prostate</i>	M	1541	0	0	0	1	0	0	1	0	3	5	20	69	189	301	354	598		11.2%
Testis <i>Testis</i>	M	188	1	0	0	3	23	34	35	35	13	14	11	7	4	4	3	1		1.4%
Muški genitalni organi, drugi neoznačeni organi <i>Other &amp; unspecified male genital organs</i>	M	5	0	0	2	0	0	0	0	0	0	0	0	0	0	0	1	2		0.0%
Bubreg <i>Kidney, except renal pelvis</i>	M	324	2	0	0	0	0	2	4	7	14	19	29	44	65	49	38	51		2.3%
Bubrežna karlica <i>Renal pelvis</i>	Ž	198	2	0	0	1	0	0	2	4	4	11	18	23	24	28	33	48		1.6%
Bubrežna karlica <i>Renal pelvis</i>	M	33	0	0	0	0	0	0	1	1	0	1	4	5	5	4	0	12		0.2%
Ureter <i>Ureter</i>	Ž	26	0	0	0	0	0	0	0	1	1	0	1	1	4	3	4	11		0.2%
Ureter <i>Ureter</i>	M	13	0	0	0	0	0	0	0	1	0	1	0	0	1	2	1	7		0.1%
Ureter <i>Ureter</i>	Ž	7	0	0	0	0	0	0	0	0	0	0	0	0	2	1	1	3		0.1%
Mokraćna bešika <i>Bladder</i>	M	920	0	0	0	0	2	3	3	4	11	30	44	88	169	164	115	287		6.7%
Mokraćna bešika <i>Bladder</i>	Ž	300	0	0	0	0	0	0	2	4	1	9	22	27	71	42	27	95		2.4%
Urinarni organi, drugi neoznačeni organi <i>Other &amp; unspecified urinary organs</i>	M	3	0	0	0	0	0	0	0	0	0	0	0	1	1	0	1	0		0.0%
Urinarni organi, drugi neoznačeni organi <i>Other &amp; unspecified urinary organs</i>	Ž	3	0	0	0	0	0	0	0	0	0	0	1	0	0	0	0	2		0.0%
Oko, pripoji oka <i>Eye and adnexa</i>	M	32	0	0	0	2	0	0	1	0	0	3	1	3	4	5	5	8		0.2%
Oko, pripoji oka <i>Eye and adnexa</i>	Ž	26	2	0	0	0	0	1	1	2	0	1	2	5	5	1	6			0.2%
Moždanice <i>Meninges</i>	M	15	0	0	0	0	2	0	1	0	2	0	0	0	2	2	2	4		0.1%
Moždanice <i>Meninges</i>	Ž	10	0	0	0	0	0	0	0	0	0	0	0	1	3	0	4	2		0.1%
Mozak <i>Brain</i>	M	353	3	7	3	3	9	7	11	13	8	17	27	38	68	38	47	54		2.6%
Mozak <i>Brain</i>	Ž	258	4	2	2	4	1	2	7	9	9	7	20	22	43	41	31	54		2.1%
Centralni nervni sistem, drugi delovi <i>Spinal cord, cran. nerv. &amp; oth. parts of CNS</i>	M	15	0	0	0	0	0	0	0	2	0	1	1	3	2	2	1	3		0.1%
Centralni nervni sistem, drugi delovi <i>Spinal cord, cran. nerv. &amp; oth. parts of CNS</i>	Ž	9	0	0	0	0	0	0	0	1	0	2	0	2	2	1	0	1		0.1%
Štitasta žlezda <i>Thyroid gland</i>	M	69	0	0	0	1	1	3	5	3	5	7	2	4	7	12	8	11		0.5%
Štitasta žlezda <i>Thyroid gland</i>	Ž	183	0	0	0	1	7	7	16	10	10	13	22	35	30	12	10	10		1.5%
Nadbubrežna žlezda <i>Adrenal gland</i>	M	19	3	1	0	1	0	0	0	0	0	1	1	2	1	1	5	3		0.1%
Nadbubrežna žlezda <i>Adrenal gland</i>	Ž	15	1	0	0	0	0	0	0	1	0	0	1	3	3	2	0	4		0.1%
Endokrine žlezde, druge <i>Other endocrine glands &amp; related structures</i>	M	6	0	0	0	0	0	0	0	0	0	0	1	1	1	0	1	2		0.0%
Endokrine žlezde, druge <i>Other endocrine glands &amp; related structures</i>	Ž	7	0	2	0	0	0	1	0	0	1	0	1	0	0	0	1	1		0.1%
Ostale lokalizacije <i>Other &amp; ill defined sites</i>	M	38	0	0	0	0	0	1	2	0	1	3	1	1	7	2	1	19		0.3%
Ostale lokalizacije <i>Other &amp; ill defined sites</i>	Ž	63	1	0	0	0	3	0	1	1	1	0	4	8	7	9	3	25		0.5%
Sekundarne lokalizacije, bez označene lokalizacije <i>Unspec.maLneo. of lymph nod.&amp; without of spec.of site</i>	M	402	2	0	1	3	1	2	2	12	19	38	36	67	55	53	109			2.9%
Sekundarne lokalizacije, bez označene lokalizacije <i>Unspec.maLneo. of lymph nod.&amp; without of spec.of site</i>	Ž	333	2	3	2	2	2	1	2	5	4	15	20	30	47	39	40	119		2.6%
Hodgkinova bolest <i>Hodgkin's disease</i>	M	68	0	2	1	3	7	7	3	2	5	2	7	3	8	4	3	11		0.5%
Hodgkinova bolest <i>Hodgkin's disease</i>	Ž	47	0	0	0	8	4	4	6	6	2	2	2	2	4	2	3	2		0.4%
Folikularni ne-Hodgkinov limfom <i>Follicular non-Hodgkin's lymphoma</i>	M	19	0	0	0	0	0	1	2	2	2	0	3	2	2	1	1	3		0.1%
Folikularni ne-Hodgkinov limfom <i>Follicular non-Hodgkin's lymphoma</i>	Ž	40	0	0	0	1	0	3	2	2	2	4	10	3	7	2	3	1		0.3%
Difuzni ne-Hodgkinov limfom <i>Diffuse non-Hodgkin's lymphoma</i>	M	92	0	1	2	1	1	1	1	3	5	4	4	9	21	14	7	18		0.7%
Difuzni ne-Hodgkinov limfom <i>Diffuse non-Hodgkin's lymphoma</i>	Ž	69	0	0	0	0	2	3	0	3	2	3	8	9	12	9	6	12		0.5%
Periferni i kožni limfom T-ćelija <i>Peripheral &amp; cutaneous T-cell lymphomas</i>	M	11	0	1	0	0	0	1	0	0	0	0	0	0	4	3	1	1		0.1%
Periferni i kožni limfom T-ćelija <i>Peripheral &amp; cutaneous T-cell lymphomas</i>	Ž	2	0	0	0	0	0	0	0	0	0	0	0	0	0	1	0	1		0.0%
Ne-Hodgkinovi limfomi, drugi <i>Other &amp; unspecified types of non-Hodgkin's lymphoma</i>	M	83	0	1	0	1	1	4	0	3	3	2	5	6	12	13	11	21		0.6%
Ne-Hodgkinovi limfomi, drugi <i>Other &amp; unspecified types of non-Hodgkin's lymphoma</i>	Ž	61	0	0	1	1	0	0	1	2	2	2	7	9	4	7	7	18		0.5%
Zloćudne imunoproliferativne bolesti <i>Malignant immunoproliferative diseases</i>	M	5	0	0	0	0	0	0	0	0	0	1	0	0	2	1	0	1		0.0%
Zloćudne imunoproliferativne bolesti <i>Malignant immunoproliferative diseases</i>	Ž	2	0	0	0	0	0	0	0	0	1	0	0	0	1	0	0	0		0.0%
Multipli mijelom i drugi zloćudni tumori plazma ćelija <i>Multiple myeloma and malignant plasma cell neoplasms</i>	M	92	0	0	0	0	0	0	0	4	2	7	5	9	14	16	10	25		0.7%
Multipli mijelom i drugi zloćudni tumori plazma ćelija <i>Multiple myeloma and malignant plasma cell neoplasms</i>	Ž	92	0	0	0	0	0	0	1	1	1	2	10	8	20	19	10	20		0.7%
Limfoidna leukemija <i>Lymphoblastic, lymphoid leukaemia</i>	M	129	5	2	3	5	2	2	2	0	1	3	5	8	18	13	19	41		0.9%
Limfoidna leukemija <i>Lymphoblastic, lymphoid leukaemia</i>	Ž	89	2	4	0	4	1	4	3	1	0	2	4	12	3	7	11	31		0.7%
Mijeloidna leukemija <i>Myeloid leukaemia</i>	M	137	2	1	2	1	4	0	4	11	4	5	8	12	15	23	16	29		1.0%
Mijeloidna leukemija <i>Myeloid leukaemia</i>	Ž	97	0	2	1	3	3	1	1	2	3	6	11	8	10	12	8	26		0.8%
Monocitna leukemija <i>Monocytic leukaemia</i>	M	4	0	0	0	0	0	0	0	0	0	1	0	1	1	1	0	0		0.0%
Monocitna leukemija <i>Monocytic leukaemia</i>	Ž	5	0	0	0	0	0	1	0	0	0	0	0	1	0	1	0	2		0.0%
Leukemije, druge <i>Other leukaemias of specified cells</i>	M	2	1	0	0	0	0	0	0	0	0	0	0	0	0	0	0	1		0.0%
Leukemije, druge <i>Other leukaemias of specified cells</i>	Ž	2	0	0	0	0	0	0	0	0	0	0	0	1	1	0	0	0		0.0%
Leukemije, neoznačene <i>Leukaemia, unspecified cell type</i>	M	13	1	0	0	0	0	0	1	0	0	1	1	0	0	3	2	4		0.1%
Leukemije, neoznačene <i>Leukaemia, unspecified cell type</i>	Ž	11	0	0	0	0	0	0	0	0	0	0	0	3	2	2	4			0.1%
Drugi zloćudni tumori hematopoeznog sistema <i>Oth.&amp;unspec.maLneo. of lymph.,haematopoietic &amp; related tissue</i>	M	7	0	0	0	0	0	0	0	1	0	0	0	2	0	0	0	4		0.0%
Drugi zloćudni tumori hematopoeznog sistema <i>Oth.&amp;unspec.maLneo. of lymph.,haematopoietic &amp; related tissue</i>	Ž	2	0	1	0	0	0	1	0	0	0	0	0	0	0	0	0	0		0.0%
Sve lokalizacije, bez kože <i>All sites but skin</i>	M	11961	26	19	21	37	66	81	115	148	195	368	714	1274	2175	2029	1726	2967		86.7%



Tabela 19. Incidencija od raka na 100.000 stanovnika prema primarnoj lokalizaciji (MKB-10), uzrastu i polu, centralna Srbija, 2014. godina

Table 19. Cancer incidence rates per 100.000 population by primary site (ICD-10), age and sex, Central Serbia, 2014

Primarna lokalizacija <i>Primary site</i>	POL <i>SEX</i>	Sirovi mrt. CR	U Z R A S T (A g e)																	Stand. mrt. ASR	
			0-4	5-9	10-14	15-19	20-24	25-29	30-34	35-39	40-44	45-49	50-54	55-59	60-64	65-69	70-74	75+			
			M (Male)	Ž (Female)	M (Male)	Ž (Female)	M (Male)	Ž (Female)	M (Male)	Ž (Female)	M (Male)	Ž (Female)	M (Male)	Ž (Female)	M (Male)	Ž (Female)	M (Male)	Ž (Female)	M (Male)		Ž (Female)
Usna	M	2.9	0.0	0.0	0.0	0.0	0.0	0.0	0.0	0.0	0.0	0.6	1.8	1.7	2.7	5.1	10.2	12.4	13.7	1.4	
Lip	Ž	1.1	0.0	0.0	0.0	0.0	0.0	0.0	0.0	0.0	0.5	0.0	0.6	0.0	3.0	0.0	2.5	2.3	5.4	0.4	
Jezik, koren <i>Base of tongue</i>	M	1.1	0.0	0.0	0.0	0.0	0.0	0.0	0.0	0.0	0.0	0.0	1.8	2.3	1.1	4.5	3.6	1.0	2.3	0.6	
Jezik, drugi delovi <i>Tongue, other &amp; unspecified parts</i>	Ž	0.2	0.0	0.0	0.0	0.0	0.0	0.0	0.0	0.0	0.0	0.0	1.2	0.5	0.0	0.5	0.6	0.8	0.0	0.1	
Desni <i>Gum</i>	M	2.0	0.0	0.0	0.0	0.0	0.6	0.0	0.6	0.5	0.6	3.6	2.3	4.8	6.1	5.1	2.9	2.9	1.2	0.3	
Pod usta <i>Floor of mouth</i>	Ž	0.5	0.0	0.0	0.0	0.0	0.0	0.0	0.0	0.0	0.0	0.6	0.0	1.2	0.0	1.4	0.0	0.0	1.5	0.8	
Nepce <i>Palate</i>	M	0.3	0.0	0.0	0.0	0.0	0.0	0.0	0.0	0.0	0.0	0.6	0.0	0.6	0.5	0.5	0.7	0.0	1.1	0.1	
Usta, drugi delovi <i>Mouth, other &amp; unspecified parts</i>	Ž	1.5	0.0	0.0	0.0	0.0	0.0	0.0	0.0	0.0	0.0	0.6	1.2	2.9	2.7	6.6	5.1	2.9	1.1	0.8	
Parotidna žlezda <i>Parotid gland</i>	M	0.7	0.0	0.0	0.0	0.0	0.0	0.0	0.0	0.0	0.0	0.6	0.6	2.3	2.1	0.5	2.2	1.0	1.1	0.4	
Pijuvna žlezda <i>Other &amp; unsp. major salivary gl.</i>	Ž	0.2	0.0	0.0	0.0	0.0	0.0	0.0	0.0	0.5	0.0	0.0	0.0	0.5	0.0	0.0	0.0	0.0	1.5	0.1	
Krajnik <i>Tonsil</i>	M	0.9	0.0	0.0	0.0	0.0	0.0	0.0	0.0	0.0	0.5	1.1	1.2	0.6	1.1	1.5	5.8	2.9	0.6	0.5	
Orofarings <i>Oropharynx</i>	Ž	0.2	0.0	0.0	0.0	0.0	0.0	0.0	0.0	0.0	0.0	0.0	0.0	1.1	1.0	0.0	0.0	0.0	0.8	0.1	
Nasofarings <i>Nasopharynx</i>	M	1.2	0.0	0.0	0.0	0.0	0.6	0.0	0.0	0.5	0.6	1.8	1.7	2.1	5.6	1.5	2.9	1.1	0.7	0.2	
Piriformni sinus <i>Pyriform sinus</i>	Ž	0.3	0.0	0.0	0.0	0.0	0.0	0.0	0.0	0.0	0.0	0.6	0.5	0.5	0.5	1.2	0.8	0.8	0.8	0.2	
Hipofarings <i>Hypopharynx</i>	M	0.1	0.0	0.0	0.0	0.0	0.0	0.0	0.0	0.0	0.0	0.0	0.0	0.5	0.0	0.0	0.0	0.6	0.0	0.0	
Usne, usta, ždrelo, drugi delovi <i>Other and ill def. sites in the lip, oral cavity &amp; pharynx</i>	Ž	2.3	0.0	0.0	0.0	0.0	0.0	0.0	0.0	0.0	0.0	2.4	4.0	3.7	9.1	2.9	6.7	6.3	1.2	0.4	
Jednjak <i>Oesophagus</i>	M	0.6	0.0	0.0	0.0	0.0	0.0	0.0	0.0	0.0	0.0	1.2	0.0	0.0	0.9	0.0	1.5	0.4	0.1	0.8	
Želudac <i>Stomach</i>	Ž	5.5	0.0	0.0	0.0	0.0	0.0	0.0	0.0	0.0	1.1	4.2	3.4	13.3	18.7	13.8	13.4	17.1	2.8	0.6	
Tanko crevo <i>Small intestine</i>	M	1.2	0.0	0.0	0.0	0.0	0.0	0.0	0.0	0.0	1.7	2.3	0.5	1.0	3.2	2.5	3.0	2.7	0.6	10.1	
Debelo crevo <i>Colon</i>	Ž	11.4	0.0	0.0	0.0	1.4	0.0	0.6	1.7	2.7	6.8	11.9	17.7	28.6	37.9	62.5	76.6	81.7	5.1	0.6	
Rektosigmoidni prelaz <i>Rectosigmoid junction</i>	M	1.5	0.0	0.8	0.0	0.0	0.0	0.6	0.0	0.0	0.0	1.2	0.5	0.5	1.4	5.0	4.5	6.5	0.7	17.0	
Rektum <i>Rectum</i>	Ž	35.0	0.0	0.0	0.0	0.7	1.3	0.0	4.4	2.7	6.3	10.7	29.7	38.2	81.3	106.2	153.2	145.7	10.6	2.1	
Anus i analni kanal <i>Anus &amp; anal canal</i>	M	24.2	0.0	0.0	0.0	0.0	0.0	0.0	1.7	2.7	9.6	12.1	23.3	36.1	46.0	55.1	71.1	77.7	10.6	1.0	
Jetra, žučni kanali <i>Liver &amp; intrahepatic bile ducts</i>	Ž	4.6	0.0	0.0	0.0	0.0	0.0	0.0	0.6	0.5	0.0	0.6	1.1	4.2	10.6	19.6	17.2	22.3	2.1	12.2	
Zučna kesa <i>Gallbladder</i>	M	2.3	0.0	0.0	0.0	0.0	0.0	0.0	0.0	0.5	1.1	0.6	2.2	4.0	6.8	4.3	5.3	6.2	1.0	7.0	
Žučni kanali, drugi delovi <i>Biliary tract, other &amp; unsp. parts</i>	Ž	24.6	0.0	0.0	0.0	0.0	0.0	1.7	1.7	0.5	4.0	12.5	21.7	35.5	50.5	89.4	95.8	93.1	12.2	0.4	
Pankreas <i>Pancreas</i>	M	15.5	0.0	0.0	0.0	0.0	0.0	0.6	1.7	2.2	5.1	8.1	11.4	21.8	31.4	50.2	43.9	43.5	7.0	0.4	
Organi za varenje, nedovoljno određene lokalizacije <i>Other &amp; ill-defined digestive organs</i>	Ž	0.7	0.0	0.0	0.0	0.0	0.0	0.0	0.0	0.5	0.6	0.6	0.6	0.5	1.0	2.2	2.9	2.3	0.4	0.4	
Nosna šupljina i srednje uvo <i>Nasal cavity &amp; middle ear</i>	M	12.9	0.8	0.8	0.0	0.7	0.0	0.0	0.6	0.5	2.3	2.4	12.0	20.2	28.3	37.8	29.7	67.4	6.2	3.5	
Nosni sinusi <i>Accessory sinuses</i>	Ž	8.2	1.7	0.8	0.8	0.8	0.7	0.6	0.0	0.5	0.6	3.5	5.4	7.9	10.5	15.5	25.7	37.3	3.5	0.6	
Larings <i>Larynx</i>	M	1.3	0.0	0.0	0.0	0.0	0.0	0.0	0.0	0.0	0.0	0.0	0.0	0.0	2.7	2.0	5.1	5.7	6.3	1.2	
Tracheja <i>Trachea</i>	Ž	2.8	0.0	0.0	0.0	0.0	0.7	0.0	0.0	0.0	1.1	0.6	3.3	2.0	6.8	5.0	9.1	9.6	0.7	0.7	
Bronh i pluća <i>Bronchus &amp; lung</i>	M	1.5	0.0	0.0	0.0	0.0	0.0	0.0	0.0	0.0	0.6	0.6	0.0	2.1	2.5	7.3	7.7	5.7	0.5	8.9	
Timus <i>Thymus</i>	Ž	18.6	0.0	0.0	0.0	0.0	0.0	0.0	1.1	2.7	5.7	7.7	9.7	24.9	46.0	48.7	74.7	81.7	8.9	5.4	
Srce, mediastinum, pleura <i>Heart, mediastinum &amp; pleura</i>	M	13.6	0.0	0.0	0.0	0.0	0.0	0.0	1.1	1.6	1.1	5.2	10.3	15.3	19.1	30.3	40.9	59.2	0.4	0.5	
Toraks, druge lokalizacije <i>Other &amp; ill-def. in the res.sys.</i>	Ž	0.9	0.0	0.0	0.0	0.0	0.0	0.0	0.0	0.5	0.0	0.0	0.0	0.6	3.2	1.5	3.6	1.7	0.5	0.4	
Kosti i zglobne hrskavice udova <i>Bone &amp; articular cartilage of limbs</i>	M	0.3	0.0	0.0	0.0	0.0	0.0	0.0	0.0	0.0	0.0	0.0	0.0	1.1	0.5	0.5	2.2	0.0	0.2	0.2	
Kosti i zglobne hrskavice, druge lokalizacije <i>Bone &amp; articular cartilage of other</i>	Ž	0.7	0.0	0.0	0.0	0.0	0.7	0.0	0.0	0.0	0.0	0.6	0.6	0.0	0.9	0.0	4.5	2.7	0.3	0.3	
Koža, maligni melanom <i>Malignant melanoma of skin</i>	M	0.4	0.0	0.0	0.0	0.0	0.0	0.0	0.0	0.0	0.0	0.6	0.6	1.1	2.0	0.7	0.0	1.1	0.2	0.2	
Koža, drugi maligni tumori <i>Skin, other malignomas</i>	Ž	0.3	0.0	0.0	0.0	0.0	0.0	0.0	0.0	0.6	0.0	0.0	0.6	0.0	1.0	0.0	0.6	1.5	0.8	0.2	9.7
Mezoteliom <i>Mesothelioma</i>	M	18.1	0.0	0.0	0.0	0.0	0.6	0.0	0.6	1.6	2.8	9.5	28.0	39.3	47.5	69.8	53.6	37.1	9.7	1.1	
Kaposijev sarkom <i>Kaposi's sarcoma</i>	Ž	2.3	0.0	0.0	0.0	0.0	0.0	0.0	0.0	0.5	0.6	1.7	3.3	5.9	6.4	6.2	1.5	5.0	1.1	0.2	
Periferni nervi i autonomni nervni sistem <i>Peripheral nerves &amp; auton. nerv. sys.</i>	M	0.4	0.0	0.0	0.0	0.0	0.0	0.0	0.0	0.0	0.0	0.0	0.0	1.1	0.0	0.5	2.9	1.9	0.0	0.0	
Peritoneum i retroperitoneum <i>Retroperitoneum &amp; peritoneum</i>	Ž	0.0	0.0	0.0	0.0	0.0	0.0	0.0	0.0	0.0	0.0	0.0	0.0	0.0	0.0	0.0	0.0	0.8	0.0	0.0	
Vezivna i meka tkiva, drugi <i>Other connective and soft tissue</i>	M	0.8	0.0	0.0	0.0	0.0	0.0	0.0	0.6	0.0	0.0	0.0	0.6	0.6	0.5	1.5	1.5	3.8	4.0	0.4	
Dojka <i>Breast</i>	Ž	1.3	0.9	0.0	0.0	0.0	0.0	1.2	0.0	1.1	0.0	0.6	0.5	2.0	2.3	3.1	3.8	3.5	0.7	1.5	
	M	2.3	0.8	0.8	0.0	0.7	1.3	1.2	0.6	0.5	1.7	1.2	2.3	3.2	5.1	5.8	5.7	6.3	1.5	1.0	
	Ž	1.6	0.0	0.0	0.8	0.8	0.0	1.8	1.1	0.5	0.6	1.7	1.1	2.5	2.7	5.0	3.0	1.9	1.0	0.8	
	M	1.5	0.0	0.0	0.0	0.0	0.0	0.0	0.0	0.5	1.1	0.0	3.4	1.6	4.5	3.6	4.8	3.4	0.8	0.8	
	Ž	99.7	0.0	0.0	0.0	0.0	3.3	6.0	18.6	43.7	87.7	125.8	133.3	170.6	206.4	204.4	227.8	191.9	53.6	0.1	

Tabela 19.1 Incidencija od raka na 100.000 stanovnika prema primarnoj lokalizaciji (MKB010), uzrastu i polu, centralna Srbija, 2014. godina (nastavak)

Table 19.1 Cancer incidence rates per 100,000 population by primary site (ICD010), age and sex, Central Serbia, 2014 (continued)

Primarna lokalizacija <i>Primary site</i>	POL <i>SEX</i>	Sirovi mrt. CR	U Z R A S T (A g e)																	Stand. mrt. ASR	
			0-4	5-9	10-14	15-19	20-24	25-29	30-34	35-39	40-44	45-49	50-54	55-59	60-64	65-69	70-74	75+			
			M (Male)	Ž (Female)	541.5	20.9	14.8	15.7	27.6	42.5	49.4	70.5	91.3	123.9	246.3	453.0	753.4	1221.2	1664.3		1928.7
<b>Vulva</b> <i>Vulva</i>	Ž	3.5	0.0	0.0	0.0	0.0	0.0	0.0	0.0	0.0	0.5	1.1	0.6	1.6	4.0	4.1	9.9	10.6	15.8	1.4	
<b>Vagina</b> <i>Vagina</i>	Ž	0.9	0.0	0.0	0.0	0.0	0.0	0.0	0.6	0.0	0.0	0.6	2.2	1.0	0.5	1.2	0.8	4.6	0.4		
<b>Grlić materice</b> <i>Cervix uteri</i>	Ž	31.2	0.0	0.0	0.0	0.0	0.7	4.8	16.4	37.2	33.9	75.0	56.9	53.9	51.0	45.8	40.1	33.5	20.1		
<b>Materica, telo</b> <i>Corpus uteri</i>	Ž	27.9	0.0	0.0	0.0	0.0	0.0	2.4	2.8	7.1	12.4	18.5	48.2	47.0	72.5	74.9	71.1	43.9	14.4		
<b>Materica, neoznačeni deo</b> <i>Uterus, unspecified part</i>	Ž	1.4	0.0	0.0	0.0	0.0	0.0	0.0	0.0	0.5	1.1	1.2	1.1	2.5	2.3	1.9	3.0	5.0	0.6		
<b>Jajnik</b> <i>Ovary</i>	Ž	19.3	0.0	0.0	0.0	0.0	0.0	5.4	4.0	10.4	13.0	24.8	22.8	33.1	38.3	46.5	40.1	36.5	10.5		
<b>Ženski genitalni organi, drugi neoznačeni organi</b> <i>Other &amp; unspec. parts of fem. gen.org.</i>	Ž	0.8	0.0	0.0	0.0	0.0	0.0	0.0	0.0	0.0	0.6	0.0	1.1	1.5	1.8	0.6	2.3	2.7	0.3		
<b>Placenta</b> <i>Placenta</i>	Ž	0.0	0.0	0.0	0.0	0.0	0.0	0.0	0.0	0.0	0.0	0.6	0.0	0.0	0.0	0.0	0.0	0.0	0.0	0.0	
<b>Penis</b> <i>Penis</i>	M	1.8	0.0	0.0	0.0	0.0	0.6	0.0	1.1	0.0	0.6	0.0	2.3	2.1	5.1	2.9	10.5	5.7	1.0		
<b>Prostata</b> <i>Prostate</i>	M	60.5	0.0	0.0	0.0	0.7	0.0	0.0	0.6	0.0	1.7	3.0	11.4	36.6	95.5	218.9	339.0	341.6	26.4		
<b>Testis</b> <i>Testis</i>	M	7.4	0.8	0.0	0.0	2.1	14.6	19.8	19.3	18.9	7.4	8.3	6.3	3.7	2.0	2.9	2.9	0.6	7.0		
<b>Muški genitalni organi, drugi neoznačeni organi</b> <i>Other &amp; unspec. male genital organs</i>	M	0.2	0.0	0.0	1.5	0.0	0.0	0.0	0.0	0.0	0.0	0.0	0.0	0.0	0.0	0.0	1.0	1.1	0.2		
<b>Bubreg</b> <i>Kidney, except renal pelvis</i>	M	12.7	1.6	0.0	0.0	0.0	0.0	1.2	2.2	3.8	8.0	11.3	16.6	23.3	32.8	35.6	36.4	29.1	7.3		
<b>Bubrežna karlica</b> <i>Renal pelvis</i>	M	1.3	0.0	0.0	0.0	0.0	0.0	0.0	0.6	0.5	0.0	0.6	2.3	2.7	2.5	2.9	0.0	6.9	0.6		
<b>Ureter</b> <i>Ureter</i>	M	0.5	0.0	0.0	0.0	0.0	0.0	0.0	0.0	0.5	0.0	0.6	0.0	0.0	0.0	1.5	1.0	4.0	0.2		
<b>Mokraćna bešika</b> <i>Bladder</i>	M	36.1	0.0	0.0	0.0	0.0	1.3	1.7	1.7	2.2	6.3	17.8	25.1	46.7	85.4	119.2	110.1	163.9	17.5		
<b>Urinarni organi, drugi neoznačeni organi</b> <i>Other &amp; unspecified urinary organs</i>	M	0.1	0.0	0.0	0.0	0.0	0.0	0.0	0.0	0.0	0.0	0.0	0.0	0.5	0.0	0.0	1.0	0.0	0.1		
<b>Oko, pripojci oka</b> <i>Eye and adnexa</i>	M	1.3	0.0	0.0	0.0	1.4	0.0	0.0	0.6	0.0	0.0	1.8	0.6	1.6	2.0	3.6	4.8	4.6	0.7		
<b>Moždance</b> <i>Meninges</i>	M	0.6	0.0	0.0	0.0	1.3	0.0	0.6	0.0	1.1	0.0	0.0	0.0	0.5	1.4	0.0	3.0	0.8	0.2		
<b>Mozak</b> <i>Brain</i>	M	13.9	2.4	5.5	2.2	2.1	5.7	4.1	6.1	7.0	4.5	10.1	15.4	20.2	34.3	27.6	45.0	30.8	9.0		
<b>Centralni nervni sistem, drugi delovi</b> <i>Spinal cord, cran. nerv. &amp; oth. parts of CNS</i>	M	0.6	0.0	0.0	0.0	0.0	0.0	0.0	0.0	1.1	0.0	0.6	0.6	1.6	1.0	1.5	1.0	1.7	0.3		
<b>Štitasta žlezda</b> <i>Thyroid gland</i>	M	2.7	0.0	0.0	0.0	0.7	0.6	1.7	2.8	1.6	2.8	4.2	1.1	2.1	3.5	8.7	7.7	6.3	1.8		
<b>Nadbubrežna žlezda</b> <i>Adrenal gland</i>	M	0.7	2.4	0.8	0.0	0.7	0.0	0.0	0.0	0.0	0.0	0.6	0.6	1.1	0.5	0.7	4.8	1.7	0.7		
<b>Endokrine žlezde, druge</b> <i>Other endocrine glands &amp; related structures</i>	M	0.6	0.9	0.0	0.0	0.0	0.0	0.0	0.0	0.5	0.0	0.0	0.5	1.5	1.4	1.2	0.0	1.5	0.3		
<b>Ostale lokalizacije</b> <i>Other &amp; ill defined sites</i>	M	1.5	0.0	0.0	0.0	0.0	0.0	0.6	1.1	0.0	0.6	1.8	0.6	0.5	3.5	1.5	1.0	10.9	0.7		
<b>Sekundarne lokalizacije, bez označene lokalizacije</b> <i>Unspec.mal.neo. of lymph nod.&amp; without of spec.of site</i>	Ž	2.3	0.9	0.0	0.0	0.0	2.0	0.0	0.6	0.5	0.6	0.0	2.2	4.0	3.2	5.6	2.3	9.6	1.2		
<b>Hodgkinova bolest</b> <i>Hodgkin's disease</i>	M	15.8	1.6	0.0	0.7	2.1	0.6	1.2	1.1	1.1	6.8	11.3	21.7	19.1	33.8	40.0	50.8	62.3	8.5		
<b>Folikularni ne-Hodgkinov limfom</b> <i>Follicular non-Hodgkin's lymphoma</i>	Ž	12.4	1.7	2.5	1.6	1.5	1.3	0.6	1.1	2.7	2.3	8.7	10.8	14.8	21.4	24.2	30.3	45.8	6.0		
<b>Difuzni ne-Hodgkinov limfom</b> <i>Diffuse non-Hodgkin's lymphoma</i>	M	2.7	0.0	1.6	0.7	2.1	4.4	4.1	1.7	1.1	2.8	1.2	4.0	1.6	4.0	2.9	2.9	6.3	2.2		
<b>Periferni i kožni limfom T-ćelija</b> <i>Peripheral &amp; cutaneous T-cell lymphomas</i>	Ž	1.8	0.0	0.0	0.0	6.0	2.7	2.4	3.4	3.3	1.1	1.2	1.1	2.0	0.9	1.2	2.3	0.8	1.8		
<b>Ne-Hodgkinovi limfomi, drugi</b> <i>Other &amp; unspecified types of non-Hodgkin's lymphoma</i>	M	0.7	0.0	0.0	0.0	0.0	0.0	0.6	1.1	1.1	1.1	0.0	1.7	1.1	1.0	0.7	1.0	1.7	0.5		
<b>Zloćudne imunoproliferativne bolesti</b> <i>Malignant immunoproliferative diseases</i>	Ž	1.5	0.0	0.0	0.0	0.8	0.0	1.8	1.1	1.1	1.1	2.3	5.4	1.5	3.2	1.2	2.3	0.4	1.1		
<b>Multipli mijelom i drugi zloćudni tumori plazma ćelija</b> <i>Multiple myeloma and malignant plasma cell neoplasms</i>	M	3.6	0.0	0.8	1.5	0.7	0.6	0.6	0.6	1.6	2.8	2.4	2.3	4.8	10.6	10.2	6.7	10.3	2.2		
<b>Limfoidna leukemija</b> <i>Lymphoblastic, lymphoid leukaemia</i>	Ž	2.6	0.0	0.0	0.0	0.0	1.3	1.8	0.0	1.6	1.1	1.7	4.3	4.5	5.5	5.6	4.5	4.6	1.5		
<b>Mijeloidna leukemija</b> <i>Myeloid leukaemia</i>	M	0.4	0.0	0.8	0.0	0.0	0.0	0.6	0.0	0.0	0.0	0.0	0.0	0.0	2.0	2.2	1.0	0.6	0.3		
<b>Monocitna leukemija</b> <i>Monocytic leukaemia</i>	Ž	0.1	0.0	0.0	0.0	0.0	0.0	0.0	0.0	0.0	0.0	0.0	0.0	0.0	0.0	0.6	0.0	0.4	0.0		
<b>Leukemije, druge</b> <i>Other leukaemias of specified cells</i>	M	3.3	0.0	0.8	0.0	0.7	0.6	2.3	0.0	1.6	1.7	1.2	2.9	3.2	6.1	9.5	10.5	12.0	1.9		
<b>Leukemije, neoznačene</b> <i>Leukaemia, unspecified cell type</i>	Ž	2.3	0.0	0.0	0.8	0.8	0.0	0.0	0.6	1.1	1.1	1.2	3.8	4.5	1.8	4.3	5.3	6.9	1.2		
<b>Drugi zloćudni tumori hematopoeznog sistema</b> <i>Oth.&amp;unspec.mal.neo. of lymph.,haematopoietic &amp; related tissue</i>	M	0.2	0.0	0.0	0.0	0.0	0.0	0.0	0.0	0.0	0.0	0.6	0.0	0.5	0.5	0.7	0.0	0.0	0.1		
<b>Sve lokalizacije, bez kože</b> <i>All sites but skin</i>	Ž	0.1	0.0	0.0	0.0	0.0	0.0	0.0	0.0	0.0	0.0	0.0	0.0	0.5	0.0	0.0	0.0	0.0	0.0	0.0	
	M	469.7	20.9	14.8	15.7	26.2	41.9	47.1	63.3	79.9	110.8	218.9	407.8	675.9	1098.5	1475.3	1652.9	1694.8	245.8		
	Ž	404.5	15.3	14.1	9.5	24.0	27.3	47.7	83.5	152.0	218.3	378.5	502.2	641.4	809.7	891.3	930.7	968.2	210.1		

Tabela 20. Broj umrlih slučajeva od raka, prema primarnoj lokalizaciji (MKB-10), uzrastu i polu, centralna Srbija, 2014. godina

Table 20. Number of cancer deaths by primary site (ICD-10), age and sex, Central Serbia, 2014

MKB-10 (ICD-10) Šifra (Code)	Primarna lokalizacija Primary site	POL SEX	Ukupno (All)	0-4	5-9	10-14	15-19	20-24	25-29	30-34	35-39	40-44	45-49	50-54	55-59	60-64	65-69	70-74	75+	%
Ukupno (All)		M (Male) Ž (Female)	8553 6599	4 4	8 4	7 5	4 4	5 11	12 20	29 33	47 53	98 117	192 210	427 408	881 628	1501 963	1264 836	906	2738	100.0%
C00	Usna Lip	M Ž	15 3	0 0	0 0	0 0	0 0	0 0	0 0	0 0	0 0	0 0	0 0	1 0	2 0	2 0	2 1	10 1	0.2%	
C01	Jezik, koren Base of tongue	M Ž	23 3	0 0	0 0	0 0	0 0	0 0	0 0	0 0	0 0	0 0	3 0	1 2	6 0	5 0	4 0	2 1	2 0	0.3%
C02	Jezik, drugi delovi Tongue, other & unspecified parts	M Ž	33 7	0 0	0 0	0 0	0 0	0 0	0 0	0 0	0 0	1 0	4 0	4 0	6 1	6 2	6 1	2 0	4 2	0.4%
C03	Desni Gum	M Ž	4 2	0 0	0 0	0 0	0 0	0 0	0 0	0 0	0 0	0 0	0 0	1 1	1 0	1 0	1 0	1 0	0.0%	
C04	Pod usta Floor of mouth	M Ž	28 4	0 0	0 0	0 0	0 0	0 0	0 0	0 0	0 0	1 0	3 1	5 0	8 1	6 0	3 0	2 0	0.3%	
C05	Nepece Palate	M Ž	4 9	0 0	0 0	0 0	0 0	0 0	0 0	0 0	0 0	0 0	0 1	0 0	1 2	1 0	1 0	0 5	0.0%	
C06	Usta, drugi delovi Mouth, other & unspecified parts	M Ž	12 3	0 0	0 0	0 0	0 0	0 0	0 0	0 1	0 0	0 0	0 0	0 0	2 0	2 1	2 0	2 0	0.1%	
C07	Parotidna žlezda Parotid gland	M Ž	15 7	0 0	0 0	0 0	0 0	0 0	0 0	0 0	0 0	0 0	1 0	0 0	2 0	0 1	2 1	9 5	0.2%	
C08	Pljučna žlezda Other & unsp. major salivary gl.	M Ž	5 4	0 0	0 0	0 0	0 0	0 0	0 0	0 0	0 0	0 0	1 0	0 0	2 1	1 0	1 0	1 1	0.1%	
C09	Krajnik Tonsil	M Ž	13 3	0 0	0 0	0 0	0 0	0 0	0 0	0 0	0 0	0 0	1 0	0 0	6 0	1 0	4 0	1 3	0.2%	
C10	Orofarings Oropharynx	M Ž	19 5	0 0	0 0	0 0	0 0	0 0	0 0	0 0	0 0	0 0	1 0	2 0	3 0	5 0	2 1	3 3	0.2%	
C11	Nasofarings Nasopharynx	M Ž	21 7	0 0	0 0	0 0	1 0	0 0	1 0	2 0	0 0	1 0	1 0	0 0	5 2	6 1	1 2	1 0	0.2%	
C12	Piriformni sinus Pyiform sinus	M Ž	0 0	0 0	0 0	0 0	0 0	0 0	0 0	0 0	0 0	0 0	0 0	0 0	0 0	0 0	0 0	0 0	0.0%	
C13	Hipofarings Hypopharynx	M Ž	55 8	0 0	0 0	0 0	0 0	0 0	0 0	1 0	1 0	4 0	5 0	7 0	9 4	8 1	7 1	13 1	0.6%	
C14	Usne, usta, ždrelo, drugi delovi Other and ill def. sites in the lip, oral cavity & pharynx	M Ž	14 2	0 0	0 0	0 0	0 0	0 0	0 0	0 0	0 0	2 1	2 1	2 0	4 0	2 0	1 0	1 0	0.2%	
C15	Jednjak Oesophagus	M Ž	136 34	0 0	0 0	0 0	1 0	0 0	0 0	1 0	6 2	5 2	6 2	26 1	29 6	29 2	15 9	24 10	1.6%	
C16	Želudac Stomach	M Ž	460 248	0 0	0 0	0 0	0 2	0 1	0 0	4 1	7 6	11 6	15 11	29 20	71 28	71 29	69 31	181 113	5.4%	
C17	Tanko crevo Small intestine	M Ž	14 26	0 0	0 0	0 0	0 0	0 0	0 0	0 0	0 0	1 1	0 1	0 1	4 1	2 4	3 3	2 15	0.2%	
C18	Debelo crevo Colon	M Ž	551 371	0 0	0 0	0 0	0 0	0 1	0 2	3 4	6 8	22 23	34 30	80 43	76 34	126 51	199 175	199 5.6%	6.4%	
C19	Rektosigmoidni prelaz Rectosigmoid junction	M Ž	69 45	0 0	0 0	0 0	0 1	0 0	1 0	1 0	1 0	8 1	10 10	10 6	30 7	65 6	58 14	65 8	4.8%	
C20	Rektum Rectum	M Ž	408 280	0 0	0 0	0 0	0 0	0 2	2 2	3 3	7 13	22 33	38 38	43 38	43 43	117 117	4.2%			
C21	Anus i analni kanal Anus & anal canal	M Ž	16 16	0 0	0 0	0 0	0 0	0 0	0 0	1 0	0 0	0 0	2 3	2 1	3 3	3 3	1 0	7 5	0.2%	
C22	Jetra, žučni kanali Liver & intrahepatic bile ducts	M Ž	332 202	0 1	0 0	0 1	0 0	0 0	1 0	1 0	5 4	9 9	11 11	19 19	33 19	55 33	37 104	118 3.1%	3.9%	
C23	Žučna kesica Gallbladder	M Ž	41 78	0 0	0 0	0 0	0 0	0 1	0 0	1 0	1 0	5 5	6 6	7 7	13 13	15 15	30 30	1.2%		
C24	Žučni kanali, drugi delovi Biliary tract, other & unsp. parts	M Ž	38 39	0 0	0 0	0 0	0 1	0 0	0 0	1 0	0 0	0 0	0 0	2 2	5 3	9 5	8 21	13 0.6%	0.6%	
C25	Pankreas Pancreas	M Ž	432 352	0 0	0 0	0 0	0 0	0 0	1 2	4 2	5 2	7 7	21 20	40 48	74 48	58 56	146 148	5.1%		
C26	Organi za varenje, nedovoljno određene lokalizacije Other & ill-defined digestive organs	M Ž	20 30	0 0	0 0	0 0	0 0	0 0	0 0	0 0	0 0	0 0	0 0	7 1	2 5	2 4	3 2	6 17	0.2%	
C30	Nosna šupljina i srednje uvo Nasal cavity & middle ear	M Ž	6 11	0 1	0 0	0 0	0 0	0 0	0 0	0 0	0 0	0 1	0 0	0 0	0 2	0 0	1 0	4 6	0.1%	
C31	Nosni sinusi Accessory sinuses	M Ž	9 8	0 0	0 0	0 0	0 0	0 0	0 0	0 0	0 0	0 0	0 0	3 1	2 0	0 0	0 1	4 5	0.1%	
C32	Larings Larynx	M Ž	244 24	0 0	0 0	0 0	0 0	0 0	2 0	4 0	5 0	28 0	27 0	50 5	37 4	35 4	56 9	2.9%		
C33	Traheja Trachea	M Ž	4 3	0 0	0 0	0 1	0 0	0 0	0 0	0 0	0 0	0 0	1 0	0 0	1 0	0 0	0 2	0 0	0.0%	
C34	Bronh i pluća Bronchus & lung	M Ž	2609 1003	0 0	0 0	0 0	1 0	1 2	4 2	7 19	20 36	61 78	162 143	368 202	584 157	470 124	394 240	537 240	30.5%	
C37	Timus Thymus	M Ž	1 1	0 0	0 0	0 0	0 0	0 0	0 0	1 0	0 0	0 0	0 0	0 0	0 0	0 0	0 0	0 1	0.0%	
C38	Srce, mediastinum, pleura Heart, mediastinum & pleura	M Ž	14 16	0 0	0 0	0 0	0 0	1 0	0 0	1 0	0 0	0 1	0 1	0 1	2 1	3 2	4 2	7 7	0.2%	
C39	Toraks, druge lokalizacije Other & ill-def. in the res.sys.	M Ž	2 2	0 0	0 0	0 0	0 0	0 0	0 0	0 0	0 0	0 0	0 0	1 0	1 0	0 0	0 1	0 0	0.0%	
C40	Kosti i zglobne hrskavice udova Bone & articular cartilage of limbs	M Ž	10 5	0 0	0 1	0 0	0 0	0 0	0 0	0 1	0 0	0 0	0 0	1 0	2 0	1 0	0 0	4 2	0.1%	
C41	Kosti i zglobne hrskavice, druge lokalizacije Bone & articular cartilage of other	M Ž	32 24	0 0	0 0	1 1	0 0	0 0	1 0	1 1	3 2	1 2	3 4	8 2	2 4	2 2	3 1	9 9	0.4%	
C43	Koža, maligni melanom Malignant melanoma of skin	M Ž	99 83	0 0	0 0	0 0	0 0	0 2	3 2	3 2	6 3	6 3	12 9	19 6	11 15	16 13	23 28	1.2%		
C44	Koža, drugi maligni tumori Skin, other malignomas	M Ž	67 64	0 0	0 0	0 0	0 0	0 0	0 0	1 1	2 1	4 4	3 1	5 4	3 1	7 3	41 4	0.8%		
C45	Mezoteliom Mesothelioma	M Ž	16 9	0 0	0 0	0 0	0 0	0 0	1 0	0 1	0 0	1 0	1 0	2 0	3 2	4 3	4 0	0.2%		
C46	Kaposijev sarkom Kaposi's sarcoma	M Ž	1 0	0 0	0 0	0 0	0 0	0 0	0 0	0 0	0 0	0 0	0 0	0 0	0 0	0 0	1 0	0.0%		
C47	Periferni nervi i autonomni nervni sistem Peripheral nerves & auton. nerv. sys.	M Ž	3 3	0 0	0 0	1 0	0 0	0 0	0 0	0 0	0 0	0 0	0 0	0 0	1 0	0 0	0 2	0.0%		
C48	Peritoneum i retroperitoneum Retroperitoneum & peritoneum	M Ž	18 28	0 0	0 0	0 0	0 0	0 0	1 0	1 1	1 1	0 1	0 1	3 1	3 2	1 5	3 13	0.2%		
C49	Vezivna i meka tkiva, drugi Other connective and soft tissue	M Ž	25 23	0 1	0 0	0 0	0 1	0 0	0 1	0 0	2 0	3 2	0 2	2 1	4 4	5 5	2 3	5 3	0.3%	
C50	Dojka Breast	M Ž	22 1180	0 0	0 0	0 0	0 1	0 3	0 9	0 15	0 25	4 45	0 78	0 121	4 185	2 135	0 159	12 404	0.3%	

Tabela 20.1 Broj umrlih slučajeva od raka, prema primarnoj lokalizaciji (MKB-10), uzrastu i polu, centralna Srbija, 2014. godina (nastavak)  
 Table 20.1 Number of cancer deaths by primary site (ICD-10), age and sex, Central Serbia, 2014 (continued)

MKB-10 (ICD-10) Šifra (Code)	Primarna lokalizacija <i>Primary site</i>	POL SEX	Ukupno (All)	U Z R A S T (A g e)																	%				
				0-4	5-9	10-14	15-19	20-24	25-29	30-34	35-39	40-44	45-49	50-54	55-59	60-64	65-69	70-74	75+						
C51	Vulva <i>Vulva</i>	Ž	60	0	0	0	0	0	0	0	0	0	0	0	0	1	1	2	1	2	11	0.9%			
C52	Vagina <i>Vagina</i>	Ž	18	0	0	0	0	0	0	0	0	0	0	0	0	0	0	1	1	2	1	2	11	0.3%	
C53	Grlić materice <i>Cervix uteri</i>	Ž	302	0	0	0	0	0	1	3	3	22	27	22	45	48	27	39	65					4.6%	
C54	Materica, telo <i>Corpus uteri</i>	Ž	179	0	0	0	0	0	0	0	0	0	0	2	4	11	16	29	38	28	51			2.7%	
C55	Materica, neoznačeni deo <i>Uterus, unspecified part</i>	Ž	51	0	0	0	0	0	0	0	0	0	0	1	1	5	0	6	4	5	9	20		0.8%	
C56	Jajnik <i>Ovary</i>	Ž	330	0	0	0	0	0	0	0	3	3	4	12	25	32	54	59	53	85				5.0%	
C57	Ženski genitalni organi, drugi neoznačeni organi <i>Other &amp; unspec. parts of fem. gen. org.</i>	Ž	10	0	0	0	0	0	0	0	0	0	0	0	0	0	1	3	0	0	6			0.2%	
C58	Placenta <i>Placenta</i>	Ž	0	0	0	0	0	0	0	0	0	0	0	0	0	0	0	0	0	0	0	0	0	0	0.0%
C60	Penis <i>Penis</i>	M	25	0	0	0	0	0	0	0	0	0	0	1	2	1	2	4	4	4	7			0.3%	
C61	Prostata <i>Prostate</i>	M	694	0	0	0	0	0	0	0	0	0	0	1	0	4	11	44	67	114	453			8.1%	
C62	Testis <i>Testis</i>	M	13	0	0	0	0	1	0	1	2	3	0	1	1	1	1	1	1	1	1			0.2%	
C63	Muški genitalni organi, drugi neoznačeni organi <i>Other &amp; unspec. male genital organs</i>	M	1	0	0	0	0	0	0	0	0	0	0	0	0	0	1	0	0	0	0	0	0	0	0.0%
C64	Bubreg <i>Kidney, except renal pelvis</i>	M Ž	154 91	0	0	0	0	0	0	0	0	0	1	7	12	19	37	21	20	37				1.8%	
C65	Bubrežna karlica <i>Renal pelvis</i>	M Ž	14 15	0	0	0	0	0	0	0	0	0	1	1	0	1	2	2	3	4				0.2%	
C66	Ureter <i>Ureter</i>	M Ž	6 7	0	0	0	0	0	0	0	0	0	0	0	0	0	1	0	0	5				0.1%	
C67	Mokraćna bešika <i>Bladder</i>	M Ž	353 139	0	0	0	0	0	0	0	0	0	3	0	12	23	42	41	53	179				4.1%	
C68	Urinarni organi, drugi neoznačeni organi <i>Other &amp; unspecified urinary organs</i>	M Ž	4 1	0	0	0	0	0	0	0	0	0	0	0	0	0	0	0	0	0	1	0	2	0.0%	
C69	Oko, pripoji oka <i>Eye and adnexa</i>	M Ž	14 10	0	0	0	0	0	0	0	0	1	0	0	0	0	1	4	0	3	5			0.2%	
C70	Mozdanične meninge <i>Meninges</i>	M Ž	8 11	0	0	0	0	0	0	0	0	1	0	0	1	0	1	0	2	4	3			0.2%	
C71	Mozak <i>Brain</i>	M Ž	290 231	2	6	2	0	0	5	4	4	8	8	14	38	55	41	46	57					3.4%	
C72	Centralni nervni sistem, drugi delovi <i>Spinal cord, cran. nerv. &amp; oth. parts of CNS</i>	M Ž	9 5	0	0	0	0	0	0	0	0	1	0	0	0	2	1	3	1	0				0.1%	
C73	Štitasta žlezda <i>Thyroid gland</i>	M Ž	23 41	0	0	0	0	0	1	0	1	0	0	0	4	4	2	3	8					0.3%	
C74	Nadbubrežna žlezda <i>Adrenal gland</i>	M Ž	14 18	1	0	0	0	0	0	0	0	0	0	1	3	3	5	9	14					0.2%	
C75	Endokrine žlezde, druge <i>Other endocrine glands &amp; related structures</i>	M Ž	6 3	0	0	0	0	0	0	0	0	0	0	0	0	0	0	2	1	0	2			0.1%	
C76	Ostale lokalizacije <i>Other &amp; ill defined sites</i>	M Ž	41 82	0	0	0	0	0	0	0	0	1	2	3	8	8	3	15						0.5%	
C77-C80	Sekundarne lokalizacije, bez označene lokalizacije <i>Unspec. mal. neo. of lymph. nod. &amp; without of spec. of site</i>	M Ž	408 322	0	0	0	0	1	2	1	1	2	10	21	29	49	37	42	127					4.9%	
C81	Hodgkinova bolest <i>Hodgkin's disease</i>	M Ž	27 27	0	0	0	0	1	3	1	1	2	0	2	3	7	4	3	5					0.3%	
C82	Folikularni ne-Hodgkinov limfom <i>Follicular non-Hodgkin's lymphoma</i>	M Ž	14 18	0	0	0	0	0	1	1	1	0	0	2	0	3	2	4	3	2	1			0.3%	
C83	Difuzni ne-Hodgkinov limfom <i>Diffuse non-Hodgkin's lymphoma</i>	M Ž	75 53	0	0	2	0	0	1	1	3	3	2	3	3	18	12	9	18					0.9%	
C84	Periferni i kožni limfom T-ćelija <i>Peripheral &amp; cutaneous T-cell lymphomas</i>	M Ž	6 2	0	0	0	0	0	0	0	0	0	0	0	0	2	1	1	2					0.1%	
C85	Ne-Hodgkinovi limfomi, drugi <i>Other &amp; unspecified types of non-Hodgkin's lymphoma</i>	M Ž	61 46	0	0	0	0	1	0	0	0	2	0	2	3	5	5	5	24					0.7%	
C88	Zloćudne imunoproliferativne bolesti <i>Malignant immunoproliferative diseases</i>	M Ž	2 1	0	0	0	0	0	0	0	0	0	0	0	0	1	1	0	0	1				0.0%	
C90	Multipli mijelom i drugi zloćudni tumori plazma ćelija <i>Multiple myeloma and malignant plasma cell neoplasms</i>	M Ž	89 78	0	0	0	0	0	0	0	0	1	2	3	1	4	17	16	17	28				1.0%	
C91	Limfoidna leukemija <i>Lymphoblastic, lymphoid leukaemia</i>	M Ž	105 58	0	1	0	0	0	2	0	1	2	5	8	10	12	17	48						1.2%	
C92	Mijeloidna leukemija <i>Myeloid leukaemia</i>	M Ž	112 82	1	0	0	2	1	0	0	1	1	3	6	5	9	15	22	35					1.3%	
C93	Monocitna leukemija <i>Monocytic leukaemia</i>	M Ž	5 10	0	0	0	0	0	1	0	1	0	1	0	0	2	1	0	4					0.2%	
C94	Leukemije, druge <i>Other leukaemias of specified cells</i>	M Ž	3 3	0	0	0	0	0	0	0	0	0	0	0	0	0	0	0	3					0.0%	
C95	Leukemije, neoznačene <i>Leukaemia, unspecified cell type</i>	M Ž	8 10	0	0	0	0	0	0	0	0	0	0	1	0	0	1	2	4					0.1%	
C96	Drugi zloćudni tumori hematopoeznog sistema <i>Oth. &amp; unspec. mal. neo. of lymph., haematopoietic &amp; related tissue</i>	M Ž	9 10	0	0	0	0	0	0	0	0	0	0	0	1	0	1	0	3	1	4			0.2%	
C00-C96 (C44)	Sve lokalizacije, bez kože <i>All sites but skin</i>	M Ž	8486 6535	4	8	7	4	5	12	29	46	97	190	423	878	1496	1261	1329	2697					99.2%	



Tabela 21.1 Mortalitet od raka na 100.000 stanovnika prema primarnoj lokalizaciji (MKB-10), uzrastu i polu, centralna Srbija, 2014. godina (nastavak)  
 Table 21.1 Cancer mortality rates per 100.000 population by primary site (ICD-10), age and sex, Central Serbia, 2014 (continued)

MKB-10 (ICD-10) Šifra (Code) Ukupno (All)	Primarna lokalizacija Primary site	POL SEX	Sirovi mort. CR	U Z R A S T (Age)																	Stand. mort. ASR
				0-4	5-9	10-14	15-19	20-24	25-29	30-34	35-39	40-44	45-49	50-54	55-59	60-64	65-69	70-74	75+		
		M (Male) Ž (Female)	335.9 245.9	3.2 3.4	6.2 3.3	5.2 4.0	2.8 3.0	3.2 7.3	7.0 12.1	16.0 18.6	25.4 29.0	55.7 66.2	114.2 121.2	243.9 221.0	467.4 310.6	758.1 438.8	919.0 685.5	1279.4 922.1	1564.0 105.7		
C51	Vulva Vulva	Ž	2.2	0.0	0.0	0.0	0.0	0.0	0.0	0.0	0.0	0.0	0.6	0.0	0.5	3.5	3.2	2.5	7.6	11.5	0.8
C52	Vagina Vagina	Ž	0.7	0.0	0.0	0.0	0.0	0.0	0.0	0.0	0.0	0.0	0.0	0.0	0.5	0.5	0.9	0.6	1.5	4.2	0.2
C53	Grlić materice Cervix uteri	Ž	11.3	0.0	0.0	0.0	0.0	0.0	0.6	1.7	1.6	12.4	15.6	11.9	22.3	21.9	16.7	29.5	25.0	5.9	
C54	Materica, telo Corpus uteri	Ž	6.7	0.0	0.0	0.0	0.0	0.0	0.0	0.0	0.0	1.1	2.3	6.0	7.9	13.2	23.5	21.2	19.6	2.9	
C55	Materica, neoznačeni deo Uterus, unspecified part	Ž	1.9	0.0	0.0	0.0	0.0	0.0	0.0	0.0	0.5	0.6	2.9	0.0	3.0	1.8	3.1	6.8	7.7	0.8	
C56	Jajnik Ovary	Ž	12.3	0.0	0.0	0.0	0.0	0.0	0.0	1.7	1.6	2.3	6.9	13.5	15.8	24.6	36.5	40.1	32.7	5.6	
C57	Ženski genitalni organi, drugi neoznačeni organi Other & unsp. parts of fem. gen. org.	Ž	0.4	0.0	0.0	0.0	0.0	0.0	0.0	0.0	0.0	0.0	0.0	0.0	0.5	1.4	0.0	0.0	2.3	0.1	
C58	Placenta Placenta	Ž	0.0	0.0	0.0	0.0	0.0	0.0	0.0	0.0	0.0	0.0	0.0	0.0	0.0	0.0	0.0	0.0	0.0	0.0	0.0
C60	Penis Penis	M	1.0	0.0	0.0	0.0	0.0	0.0	0.0	0.0	0.0	0.6	1.2	0.6	1.1	2.0	2.9	3.8	4.0	0.5	
C61	Prostata Prostate	M	27.3	0.0	0.0	0.0	0.0	0.0	0.0	0.0	0.0	0.6	0.0	2.3	5.8	22.2	48.7	109.2	258.8	10.1	
C62	Testis Testis	M	0.5	0.0	0.0	0.0	0.0	0.6	0.0	0.6	1.1	1.7	0.0	0.6	0.5	0.5	0.7	1.0	0.6	0.4	
C63	Muški genitalni organi, drugi neoznačeni organi Other & unsp. male genital organs	M	0.0	0.0	0.0	0.0	0.0	0.0	0.0	0.0	0.0	0.0	0.0	0.0	0.5	0.0	0.0	0.0	0.0	0.0	
C64	Bubreg Kidney, except renal pelvis	M Ž	6.0 3.4	0.0 0.0	0.0 0.0	0.0 0.0	0.0 0.0	0.0 0.0	0.0 0.0	0.0 0.0	0.0 0.0	0.6 1.7	4.2 0.5	6.9 2.5	10.1 3.6	18.7 8.1	15.3 12.9	19.2 16.9	21.1 16.9	3.0 1.2	
C65	Bubrežna karlica Renal pelvis	M Ž	0.5 0.6	0.0 0.0	0.0 0.0	0.0 0.0	0.0 0.0	0.0 0.0	0.0 0.0	0.6 0.0	0.0 0.0	0.0 0.6	0.5 0.5	0.0 0.0	0.6 0.9	1.0 1.9	1.5 0.8	2.9 2.7	2.3 0.2	0.3 0.2	
C66	Ureter Ureter	M Ž	0.2 0.3	0.0 0.0	0.0 0.0	0.0 0.0	0.0 0.0	0.0 0.0	0.0 0.0	0.0 0.0	0.0 0.0	0.0 0.0	0.0 0.0	0.5 0.0	0.0 0.9	0.0 0.0	0.0 0.8	2.9 1.5	2.9 0.1	0.1 0.1	
C67	Mokraćna bešika Bladder	M Ž	13.9 5.2	0.0 0.0	0.0 0.0	0.0 0.0	0.0 0.0	0.0 0.0	0.0 0.0	0.0 0.0	0.0 0.0	1.7 0.0	6.9 12.2	12.2 21.2	29.8 50.8	102.2 34.2	5.7 1.7				
C68	Urinarni organi, drugi neoznačeni organi Other & unspecified urinary organs	M Ž	0.2 0.0	0.0 0.0	0.0 0.0	0.0 0.0	0.0 0.0	0.0 0.0	0.0 0.0	0.0 0.0	0.0 0.0	0.0 0.0	0.0 0.0	0.0 0.0	0.5 0.0	0.7 0.0	1.1 0.4	0.1 0.0	0.1 0.4	0.0 0.0	
C69	Oko, pripoji oka Eye and adnexa	M Ž	0.5 0.4	0.0 0.0	0.0 0.0	0.0 0.0	0.0 0.0	0.0 0.6	0.0 0.5	0.0 0.0	0.5 0.0	0.0 0.0	0.0 0.0	0.5 2.0	0.0 0.0	2.9 0.8	2.9 2.3	0.2 0.2			
C70	Moždance Meninges	M Ž	0.3 0.4	0.0 0.0	0.0 0.0	0.0 0.0	0.0 0.0	0.0 0.0	0.0 0.5	0.0 0.0	0.5 0.0	0.0 0.5	0.0 0.0	0.6 0.5	0.0 0.0	1.5 1.2	3.0 1.2	1.1 0.2	0.2 0.2		
C71	Mozak Brain	M Ž	11.4 8.6	1.6 0.0	4.7 0.8	1.5 1.6	1.5 1.5	1.3 0.6	1.7 1.6	4.0 1.7	2.2 4.5	2.2 4.8	4.5 8.0	4.8 20.2	27.8 19.6	29.8 44.1	32.6 27.7	6.6 4.1			
C72	Centralni nervni sistem, drugi delovi Spinal cord, cran. nerv. & oth. parts of CNS	M Ž	0.4 0.2	0.0 0.0	0.0 0.0	0.0 0.0	0.0 0.0	0.0 0.0	0.0 0.0	0.0 0.0	0.5 0.0	0.0 0.0	0.0 0.6	0.0 0.5	0.0 0.0	1.1 0.9	0.7 0.8	0.6 0.0	0.2 0.1		
C73	Štitasta žlezda Thyroid gland	M Ž	0.9 1.5	0.0 0.0	0.0 0.0	0.0 0.0	0.0 0.0	0.0 0.0	0.6 0.5	0.0 0.0	0.5 0.0	0.0 0.0	0.0 0.5	2.1 3.6	2.0 1.5	2.9 6.8	4.6 5.4	0.6 0.6			
C74	Nadbubrežna žlezda Adrenal gland	M Ž	0.5 0.7	0.8 2.6	0.0 0.0	0.0 0.0	0.0 0.7	0.0 0.0	0.0 0.0	0.0 0.0	0.0 0.0	0.0 0.6	0.0 0.0	0.6 1.5	0.9 1.9	0.0 0.0	1.9 0.6	0.0 0.0			
C75	Endokrine žlezde, druge Other endocrine glands & related structures	M Ž	0.2 0.1	0.0 0.0	0.0 0.0	0.0 0.0	0.0 0.0	0.0 0.0	0.0 0.0	0.0 0.0	0.0 0.0	0.0 0.0	0.6 0.0	0.5 0.0	0.5 0.0	0.7 1.5	0.4 0.4	0.0 0.0	1.1 0.0	0.1 0.0	
C76	Ostale lokalizacije Other & ill defined sites	M Ž	1.6 3.1	0.0 0.0	0.0 0.0	0.0 0.0	0.0 0.0	0.0 0.0	0.0 0.5	0.0 0.6	0.0 1.2	0.6 3.3	3.0 4.6	6.2 6.2	6.8 14.2	1.2 1.2					
C77-C80	Sekundarne lokalizacije, bez označene lokalizacije Unspec. mal. neo. of lymph nod. & without of spec. of site	M Ž	16.0 12.0	0.0 0.0	0.0 0.0	0.0 0.0	0.0 0.7	1.2 0.6	0.5 1.1	5.8 11.4	14.3 22.3	22.9 31.8	48.9 50.0								
C81	Hodgkinova bolest Hodgkin's disease	M Ž	1.1 1.0	0.0 0.0	0.0 0.0	0.0 0.7	1.8 0.6	0.5 1.1	0.0 0.0	0.6 0.5	0.0 1.1	0.6 1.1	1.6 3.5	2.9 2.9	2.9 1.5	2.3 0.6	0.6 0.6				
C82	Folikularni ne-Hodgkinov limfom Follicular non-Hodgkin's lymphoma	M Ž	0.5 0.7	0.0 0.0	0.0 0.0	0.0 0.0	0.6 0.6	0.5 0.5	0.0 0.0	0.6 1.6	1.7 1.2	1.2 1.7	1.6 9.1	8.7 8.6	10.3 1.4	0.4 0.4					
C83	Difuzni ne-Hodgkinov limfom Diffuse non-Hodgkin's lymphoma	M Ž	2.9 2.0	0.0 0.0	1.5 0.8	0.0 0.0	0.0 1.2	0.0 0.5	0.0 0.0	0.6 0.0	0.5 0.0	0.0 2.2	1.0 5.0	3.1 7.6	6.5 0.9	0.1 0.1	0.1 0.1	0.1 0.1	0.1 0.1		
C84	Periferni i kožni limfom T-ćelija Peripheral & cutaneous T-cell lymphomas	M Ž	0.2 0.1	0.0 0.0	0.0 0.0	0.0 0.0	0.0 0.0	0.0 0.0	0.0 0.0	0.0 0.0	0.0 0.0	0.0 0.0	0.0 0.0	0.0 0.0	1.0 0.6	0.7 0.0	1.0 0.4	0.1 0.0	0.1 0.0		
C85	Ne-Hodgkinovi limfomi, drugi Other & unspecified types of non-Hodgkin's lymphoma	M Ž	2.4 1.7	0.0 0.0	0.0 0.0	0.0 0.0	0.6 0.0	0.0 0.0	0.0 1.1	1.2 0.0	4.6 1.1	3.7 1.5	3.0 2.3	4.4 3.1	6.7 3.8	12.0 9.2	1.2 0.6				
C88	Zloćudne imunoproliferativne bolesti Malignant immunoproliferative diseases	M Ž	0.1 0.0	0.0 0.0	0.0 0.0	0.0 0.0	0.0 0.0	0.0 0.0	0.0 0.0	0.0 0.0	0.0 0.0	0.0 0.0	0.0 0.0	0.5 0.0	0.7 0.0	0.0 0.4	0.0 0.0				
C90	Multipli mijelom i drugi zloćudni tumori plazma ćelija Multiple myeloma and malignant plasma cell neoplasms	M Ž	3.5 2.9	0.0 0.0	0.0 0.0	0.0 0.0	0.0 0.0	0.0 0.0	0.5 0.0	1.1 0.6	1.8 3.8	0.6 4.0	6.4 8.7	6.8 8.7	16.3 16.0	1.7 1.3					
C91	Limfoidna leukemija Lymphoblastic, lymphoid leukaemia	M Ž	4.1 2.2	0.0 0.0	0.8 0.0	0.0 0.0	0.0 1.2	0.0 0.5	0.6 0.6	0.0 1.2	2.9 3.3	2.0 2.0	1.8 2.5	4.5 10.8	0.9 0.9						
C92	Mijeloidna leukemija Myeloid leukaemia	M Ž	4.4 3.1	0.8 0.0	0.0 0.8	0.0 0.0	1.4 0.0	0.6 0.0	0.0 0.6	0.5 0.5	1.7 4.2	1.7 3.3	2.5 4.1	9.9 21.1	20.0 2.3	1.5 1.5	0.1 0.1	0.1 0.1	0.1 0.1		
C93	Monocitna leukemija Monocytic leukaemia	M Ž	0.2 0.4	0.0 0.0	0.0 0.0	0.0 0.0	0.0 0.6	0.0 0.5	0.0 0.0	0.0 0.5	0.0 0.6	0.0 0.6	0.0 0.0	1.5 0.0	0.0 0.0	1.1 0.1	0.1 0.2				
C94	Leukemije, druge Other leukaemias of specified cells	M Ž	0.1 0.1	0.0 0.0	0.0 0.0	0.0 0.0	0.0 0.0	0.0 0.0	0.0 0.0	0.0 0.0	0.0 0.0	0.0 0.0	0.5 0.0	0.0 0.0	1.0 0.0	0.6 0.1	0.1 0.0	0.1 0.0	0.1 0.0		
C95	Leukemije, neoznačene Leukaemia, unspecified cell type	M Ž	0.3 0.4	0.0 0.0	0.0 0.0	0.0 0.0	0.0 0.0	0.0 0.0	0.0 0.0	0.0 0.0	0.0 0.0	0.6 0.0	0.0 0.0	0.0 0.9	0.6 1.5	1.9 1.9	0.1 0.1				
C96	Drugi zloćudni tumori hematopoeznog sistema Oth. & unsp. mal. neo. of lymph. haematopoietic & related tissue	M Ž	0.4 0.4	0.0 0.0	0.0 0.0	0.0 0.0	0.0 0.0	0.0 0.0	0.0 0.0	0.0 0.0	0.0 0.0	0.0 0.6	0.0 0.5	0.0 0.0	1.9 0.8	1.5 0.2	0.1 0.1	0.1 0.0	0.1 0.0		
C00-C96 (C44)	Sve lokalizacije, bez kože All sites but skin	M Ž	333.2 243.6	3.2 3.4	6.2 3.3	5.2 4.0	2.8 3.0	3.2 7.3	7.0 12.1	16.0 18.6	24.8 29.0	55.1 65.6	113.0 120.6	241.6 218.9	465.8 310.6	755.6 438.4	916.9 682.5	1272.7 902.8	1540.6 105.0		

Tabela 22. Ukupan broj novoobolelih, broj i procenat histološki i citološki verifikovanih slučajeva raka prema primarnoj lokalizaciji i polu, centralna Srbija, 2014. godina

Table 22. Total number of new cancer cases, number and percentage of histologically and cytologically confirmed cancer cases by primary site and sex, Central Serbia 2014

MKB-10 (ICD-10) Šifra (Code) Ukupno (All)	Primarna lokalizacija site	POL SEX M (Male) Ž (Female)	Ukupan broj novoobolelih All new cases		Broj histo. / cito. verifikovanih Number of cases histo./ cyto. confirmed		%
			13791	12571	10628	10381	
C00	Usna <i>Lip</i>	M Ž	73 29	20 20	60 20	82.2% 69.0%	
C01	Jezik, koren <i>Base of tongue</i>	M Ž	28 6	20 5	20 5	71.4% 83.3%	
C02	Jezik, drugi delovi <i>Tongue, other &amp; unspecified parts</i>	M Ž	50 14	42 10	42 10	84.0% 71.4%	
C03	Desni <i>Gum</i>	M Ž	7 7	4 3	4 3	57.1% 42.9%	
C04	Pod usta <i>Floor of mouth</i>	M Ž	38 13	30 10	30 10	78.9% 76.9%	
C05	Nepece <i>Palate</i>	M Ž	17 6	14 6	14 6	82.4% 100.0%	
C06	Usta, drugi delovi <i>Mouth, other &amp; unspecified parts</i>	M Ž	24 18	15 15	15 15	62.5% 83.3%	
C07	Parotidna žlezda <i>Parotid gland</i>	M Ž	19 21	15 18	15 18	78.9% 85.7%	
C08	Pljuvačna žlezda <i>Other &amp; unspec. major salivary gl.</i>	M Ž	9 7	9 7	9 7	100.0% 100.0%	
C09	Krajnik <i>Tonsil</i>	M Ž	23 5	21 4	21 4	91.3% 80.0%	
C10	Orofarings <i>Oropharynx</i>	M Ž	30 6	12 2	12 2	40.0% 33.3%	
C11	Nasofarings <i>Nasopharynx</i>	M Ž	31 9	15 3	15 3	48.4% 33.3%	
C12	Piriformni sinus <i>Pyiform sinus</i>	M Ž	2 0	2 0	2 0	100.0% 0.0%	
C13	Hipofarings <i>Hypopharynx</i>	M Ž	58 15	55 11	55 11	94.8% 73.3%	
C14	Usne, usta, ždrello, drugi delovi <i>Other and ill def. sites in the lip, oral cavity &amp; pharynx</i>	M Ž	15 7	12 5	12 5	80.0% 71.4%	
C15	Jednjak <i>Oesophagus</i>	M Ž	140 32	120 30	120 30	85.7% 93.8%	
C16	Želudac <i>Stomach</i>	M Ž	512 307	500 300	500 300	97.7% 97.7%	
C17	Tanko crevo <i>Small intestine</i>	M Ž	29 40	11 14	11 14	37.9% 35.0%	
C18	Debelo crevo <i>Colon</i>	M Ž	891 648	700 500	700 500	78.6% 77.2%	
C19	Rektosigmoidni prelaz <i>Rectosigmoid junction</i>	M Ž	118 61	99 55	99 55	83.9% 90.2%	
C20	Rektum <i>Rectum</i>	M Ž	626 417	600 385	600 385	95.8% 92.3%	
C21	Anus i analni kanal <i>Anus &amp; anal canal</i>	M Ž	17 19	10 10	10 10	58.8% 52.6%	
C22	Jetra, žučni kanali <i>Liver &amp; intrahepatic bile ducts</i>	M Ž	329 220	189 108	189 108	57.4% 49.1%	
C23	Žučna kesha <i>Gallbladder</i>	M Ž	33 74	30 72	30 72	90.9% 97.3%	
C24	Žučni kanali, drugi delovi <i>Biliary tract, other &amp; unspec. parts</i>	M Ž	39 37	22 23	22 23	56.4% 62.2%	
C25	Pankreas <i>Pancreas</i>	M Ž	473 365	261 189	261 189	55.2% 51.8%	
C26	Organi za varenje, nedovoljno određene lokalizacije <i>Other &amp; ill-defined digestive organs</i>	M Ž	23 31	10 20	10 20	43.5% 64.5%	
C30	Nosna šupljina i srednje uvo <i>Nasal cavity &amp; middle ear</i>	M Ž	7 18	2 4	2 4	28.6% 22.2%	
C31	Nosni sinusi <i>Accessory sinuses</i>	M Ž	11 9	10 2	10 2	90.9% 22.2%	
C32	Larings <i>Larynx</i>	M Ž	460 61	400 51	400 51	87.0% 83.6%	
C33	Traheja <i>Trachea</i>	M Ž	9 1	3 0	3 0	33.3% 0.0%	
C34	Bronh i pluća <i>Bronchus &amp; lung</i>	M Ž	2660 1045	2500 845	2500 845	94.0% 80.9%	
C37	Timus <i>Thymus</i>	M Ž	4 1	3 1	3 1	75.0% 100.0%	
C38	Srce, mediastinum, pleura <i>Heart, mediastinum &amp; pleura</i>	M Ž	21 17	20 16	20 16	95.2% 94.1%	
C39	Toraks, druge lokalizacije <i>Other &amp; ill-def. in the res.sys.</i>	M Ž	2 3	1 2	1 2	50.0% 66.7%	
C40	Kosti i zglobne hrskavice udova <i>Bone &amp; articular cartilage of limbs</i>	M Ž	39 23	32 20	32 20	82.1% 87.0%	
C41	Kosti i zglobne hrskavice, druge lokalizacije <i>Bone &amp; articular cartilage of other</i>	M Ž	35 33	14 12	14 12	40.0% 36.4%	
C43	Koža, maligni melanom <i>Malignant melanoma of skin</i>	M Ž	239 227	142 133	142 133	59.4% 58.6%	
C44	Koža, drugi maligni tumori <i>Skin, other malignomas</i>	M Ž	1830 1717	1537 1432	1537 1432	84.0% 83.4%	
C45	Mezoteliom <i>Mesothelioma</i>	M Ž	14 4	5 1	5 1	35.7% 25.0%	
C46	Kaposijev sarkom <i>Kaposi's sarcoma</i>	M Ž	0 0	0 0	0 0	0.0% 0.0%	
C47	Periferni nervi i autonomni nervni sistem <i>Peripheral nerves &amp; auton. nerv. sys.</i>	M Ž	4 10	2 4	2 4	50.0% 40.0%	
C48	Peritoneum i retroperitoneum <i>Retroperitoneum &amp; peritoneum</i>	M Ž	21 35	16 20	16 20	76.2% 57.1%	
C49	Vezivna i meka tkiva, drugi <i>Other connective and soft tissue</i>	M Ž	59 42	55 37	55 37	93.2% 88.1%	
C50	Dojka <i>Breast</i>	M Ž	37 2675	53 2603	53 2603	143.2% 97.3%	

Tabela 22.1 Ukupan broj novoobolelih, broj i procenat histološki i citološki verifikovanih slučajeva raka prema primarnoj lokalizaciji i polu, centralna Srbija, 2014. godina (nastavak)  
 Table 22.1 Total number of new cancer cases, number and percentage of histologically and cytologically confirmed cancer cases by primary site and sex, Central Serbia 2014 (continued)

MKB-10 (ICD-10) Šifra (Code) Ukupno (All)	Primarna lokalizacija site	Primary	POL SEX M (Male) Ž (Female)	Ukupan broj novoobolelih All new cases		Broj histo. / cito. verifikovanih Number of cases histo. / cyto. confirmed		%
				13791	12571	11018	10338	
C51	Vulva <i>Vulva</i>		Ž	95		80		84.2%
C52	Vagina <i>Vagina</i>		Ž	24		23		95.8%
C53	Grlić materice <i>Cervix uteri</i>		Ž	836		748		89.5%
C54	Materica, telo <i>Corpus uteri</i>		Ž	748		564		75.4%
C55	Materica, neoznačeni deo <i>Uterus, unspecified part</i>		Ž	37		26		70.3%
C56	Jajnik <i>Ovary</i>		Ž	517		420		81.2%
C57	Ženski genitalni organi, drugi neoznačeni organi <i>Other &amp; unspec. parts of fem. gen. org.</i>		Ž	21		20		95.2%
C58	Placenta <i>Placenta</i>		Ž	1		1		100.0%
C60	Penis <i>Penis</i>		M	47		27		57.4%
C61	Prostata <i>Prostate</i>		M	1541		1215		78.8%
C62	Testis <i>Testis</i>		M	188		155		82.4%
C63	Muški genitalni organi, drugi neoznačeni organi <i>Other &amp; unspec. male genital organs</i>		M	5		3		60.0%
C64	Bubreg <i>Kidney, except renal pelvis</i>		M Ž	324 198		230 137		71.0% 69.2%
C65	Bubrežna karlica <i>Renal pelvis</i>		M Ž	33 26		15 12		45.5% 46.2%
C66	Ureter <i>Ureter</i>		M Ž	13 7		10 6		76.9% 85.7%
C67	Mokraćna bešika <i>Bladder</i>		M Ž	920 300		792 215		86.1% 71.7%
C68	Urinarni organi, drugi neoznačeni organi <i>Other &amp; unspecified urinary organs</i>		M Ž	3 3		2 1		66.7% 33.3%
C69	Oko, pripoji oka <i>Eye and adnexa</i>		M Ž	32 26		32 26		100.0% 100.0%
C70	Moždanice <i>Meninges</i>		M Ž	15 10		14 9		93.3% 90.0%
C71	Mozak <i>Brain</i>		M Ž	353 258		312 253		88.4% 98.1%
C72	Centralni nervni sistem, drugi delovi <i>Spinal cord, cran. nerv. &amp; oth. parts of CNS</i>		M Ž	15 9		6 4		40.0% 44.4%
C73	Štitasta žlezda <i>Thyroid gland</i>		M Ž	69 183		31 99		44.9% 54.1%
C74	Nadbubrežna žlezda <i>Adrenal gland</i>		M Ž	19 15		9 10		47.4% 66.7%
C75	Endokrine žlezde, druge <i>Other endocrine glands &amp; related structures</i>		M Ž	6 7		4 5		66.7% 71.4%
C76	Ostale lokalizacije <i>Other &amp; ill defined sites</i>		M Ž	38 63		11 12		28.9% 19.0%
C77-C80	Sekundarne lokalizacije, bez označene lokalizacije <i>Unspec. mal. neo. of lymph nod. &amp; without of spec. of site</i>		M Ž	402 333		250 203		62.2% 61.0%
C81	Hodgkinova bolest <i>Hodgkin's disease</i>		M Ž	68 47		60 40		88.2% 85.1%
C82	Folikularni ne-Hodgkinov limfom <i>Follicular non-Hodgkin's lymphoma</i>		M Ž	19 40		18 39		94.7% 97.5%
C83	Difuzni ne-Hodgkinov limfom <i>Diffuse non-Hodgkin's lymphoma</i>		M Ž	92 69		90 68		97.8% 98.6%
C84	Periferni i kožni limfom T-ćelija <i>Peripheral &amp; cutaneous T-cell lymphomas</i>		M Ž	11 2		8 1		72.7% 50.0%
C85	Ne-Hodgkinovi limfomi, drugi <i>Other &amp; unspecified types of non-Hodgkin's lymphoma</i>		M Ž	83 61		80 60		96.4% 98.4%
C88	Zloćudne imunoproliferativne bolesti <i>Malignant immunoproliferative diseases</i>		M Ž	5 2		4 1		80.0% 50.0%
C90	Multipli mijelom i drugi zloćudni tumori plazma ćelija <i>Multiple myeloma and malignant plasma cell neoplasms</i>		M Ž	92 92		90 90		97.8% 97.8%
C91	Limfoidna leukemija <i>Lymphoblastic, lymphoid leukaemia</i>		M Ž	129 89		128 88		99.2% 98.9%
C92	Mijeloidna leukemija <i>Myeloid leukaemia</i>		M Ž	137 97		136 96		99.3% 99.0%
C93	Monocitna leukemija <i>Monocytic leukaemia</i>		M Ž	4 5		4 4		100.0% 80.0%
C94	Leukemije, druge <i>Other leukaemias of specified cells</i>		M Ž	2 2		2 2		100.0% 100.0%
C95	Leukemije, neoznačene <i>Leukaemia, unspecified cell type</i>		M Ž	13 11		10 9		76.9% 81.8%
C96	Drugi zloćudni tumori hematopoeznog sistema <i>Oth. &amp; unspec. mal. neo. of lymph., haematopoietic &amp; related tissue</i>		M Ž	7 2		1 1		14.3% 50.0%
C00-C96 (C44)	Sve lokalizacije, bez kože <i>All sites but skin</i>		M Ž	11961 10854		9091 8949		76.0% 82.4%



Tabela 23. Broj novoobolelih i incidencija od raka na 100.000 stanovnika prema primarnoj lokalizaciji, uzrastu i polu, centralna Srbija, 2014. godina  
 Table 23. Number of new cancer cases and cancer incidence rates per 100.000 population by primary site, age and sex, Central Serbia, 2014

MKB-10 (ICD-10) Šifra (Code) Ukupno (All)	Primarna lokalizacija Primary site	POL SEX	Ukupno (All)	Sirova incid. Crude rate	Standardizovana incidencija (Stand. incidence)		
					M (Male)	Ž (Female)	ASR(E)
			13791	541.5	395.7	279.2	129.3
			12571	468.5	322.9	236.3	139.2
C00	Usna <i>Lip</i>	M	73	2.9	2.0	1.4	0.5
		Ž	29	1.1	0.6	0.4	0.2
C01	Jezik, koren <i>Base of tongue</i>	M	28	1.1	0.8	0.6	0.4
		Ž	6	0.2	0.2	0.1	0.1
C02	Jezik, drugi delovi <i>Tongue, other &amp; unspecified parts</i>	M	50	2.0	1.6	1.2	0.8
		Ž	14	0.5	0.4	0.3	0.2
C03	Desni <i>Gum</i>	M	7	0.3	0.2	0.1	0.1
		Ž	7	0.3	0.1	0.1	0.1
C04	Pod usta <i>Floor of mouth</i>	M	38	1.5	1.1	0.8	0.6
		Ž	13	0.5	0.3	0.2	0.2
C05	Nepce <i>Palate</i>	M	17	0.7	0.6	0.4	0.3
		Ž	6	0.2	0.1	0.1	0.1
C06	Usta, drugi delovi <i>Mouth, other &amp; unspecified parts</i>	M	24	0.9	0.7	0.5	0.3
		Ž	18	0.7	0.5	0.3	0.2
C07	Parotidna žlezda <i>Parotid gland</i>	M	19	0.7	0.6	0.4	0.1
		Ž	21	0.8	0.5	0.3	0.2
C08	Pljučna žlezda <i>Other &amp; unspec. major salivary gl.</i>	M	9	0.4	0.3	0.2	0.2
		Ž	7	0.3	0.2	0.2	0.1
C09	Krajnik <i>Tonsil</i>	M	23	0.9	0.7	0.5	0.3
		Ž	5	0.2	0.1	0.1	0.1
C10	Orofarings <i>Oropharynx</i>	M	30	1.2	0.9	0.7	0.5
		Ž	6	0.2	0.2	0.1	0.1
C11	Nasofarings <i>Nasopharynx</i>	M	31	1.2	1.0	0.7	0.6
		Ž	9	0.3	0.2	0.2	0.1
C12	Piriformni sinus <i>Pyriform sinus</i>	M	2	0.1	0.1	0.0	0.0
		Ž	0	0.0	0.0	0.0	0.0
C13	Hipofarings <i>Hypopharynx</i>	M	58	2.3	1.7	1.2	0.9
		Ž	15	0.6	0.4	0.4	0.2
C14	Usne, usta, ždrelo, drugi delovi <i>Other &amp; ill def. sites in the lip oral cavity &amp; pharynx</i>	M	15	0.6	0.4	0.3	0.2
		Ž	7	0.3	0.2	0.1	0.1
C15	Jednjak <i>Oesophagus</i>	M	140	5.5	4.0	2.8	1.8
		Ž	32	1.2	0.8	0.6	0.4
C16	Želudac <i>Stomach</i>	M	512	20.1	14.7	10.1	4.8
		Ž	307	11.4	7.3	5.1	2.7
C17	Tanko crevo <i>Small intestine</i>	M	29	1.1	0.9	0.6	0.4
		Ž	40	1.5	0.9	0.7	0.2
C18	Debelo crevo <i>Colon</i>	M	891	35.0	24.9	17.0	7.4
		Ž	648	24.2	15.4	10.6	5.9
C19	Rektosigmoidni prelaz <i>Rectosigmoid junction</i>	M	118	4.6	3.2	2.1	0.7
		Ž	61	2.3	1.5	1.0	0.7
C20	Rektum <i>Rectum</i>	M	626	24.6	17.8	12.2	5.5
		Ž	417	15.5	10.0	7.0	3.6
C21	Anus i analni kanal <i>Anus &amp; anal canal</i>	M	17	0.7	0.5	0.4	0.2
		Ž	19	0.7	0.5	0.4	0.3
C22	Jetra, žučni kanali <i>Liver &amp; intrahepatic bile ducts</i>	M	329	12.9	9.1	6.2	2.8
		Ž	220	8.2	5.0	3.5	1.3
C23	Žučna kesica <i>Gallbladder</i>	M	33	1.3	0.9	0.6	0.2
		Ž	74	2.8	1.7	1.2	0.6
C24	Žučni kanali, drugi delovi <i>Biliary tract, other &amp; unspec. parts</i>	M	39	1.5	1.1	0.7	0.3
		Ž	37	1.4	0.8	0.5	0.3
C25	Pankreas <i>Pancreas</i>	M	473	18.6	13.1	8.9	4.3
		Ž	365	13.6	8.0	5.4	2.4
C26	Org. za var., neodred. lok. <i>Other &amp; ill-defined digestive organs</i>	M	23	0.9	0.7	0.5	0.2
		Ž	31	1.2	0.6	0.4	0.1
C30	Nosna šupljina i srednje uvo <i>Nasal cavity &amp; middle ear</i>	M	7	0.3	0.2	0.2	0.1
		Ž	18	0.7	0.4	0.3	0.1
C31	Nosni sinusi <i>Accessory sinuses</i>	M	11	0.4	0.3	0.2	0.2
		Ž	9	0.3	0.2	0.2	0.1
C32	Larings <i>Larynx</i>	M	460	18.1	13.6	9.7	5.7
		Ž	61	2.3	1.6	1.1	0.8
C33	Traheja <i>Trachea</i>	M	9	0.4	0.3	0.2	0.1
		Ž	1	0.0	0.0	0.0	0.0
C34	Bronh i pluća <i>Bronchus &amp; lung</i>	M	2660	104.5	76.2	53.7	30.2
		Ž	1045	38.9	26.4	18.7	12.1
C37	Timus <i>Thymus</i>	M	4	0.2	0.1	0.1	0.0
		Ž	1	0.0	0.0	0.0	0.0
C38	Srce, mediastinum, pleura <i>Heart, mediastinum &amp; pleura</i>	M	21	0.8	0.7	0.6	0.2
		Ž	17	0.6	0.5	0.4	0.1
C39	Toraks, druge lokalizacije <i>Other &amp; ill-def. in the res. sys. &amp; intrath. org.</i>	M	2	0.1	0.1	0.0	0.0
		Ž	3	0.1	0.1	0.1	0.0
C40	Kosti i zglobovi, hrskavice udova <i>Bone &amp; articular cartilage of limbs</i>	M	39	1.5	1.5	1.5	0.4
		Ž	23	0.9	0.8	0.8	0.2
C41	Kosti i zglobovi, hrskavice, dr. lok. <i>Bone &amp; art. cart. of other &amp; unspec. parts</i>	M	35	1.4	1.0	0.8	0.4
		Ž	33	1.2	1.0	0.9	0.5
C43	Koža, maligni melanom <i>Malignant melanoma of skin</i>	M	239	9.4	7.3	5.2	3.0
		Ž	227	8.5	5.9	4.4	2.2
C44	Koža, drugi maligni tumori <i>Skin, other malignomas</i>	M	1830	71.9	50.3	33.4	13.4
		Ž	1717	64.0	38.4	26.2	11.1
C45	Mezoteliom <i>Mesothelioma</i>	M	14	0.5	0.4	0.3	0.2
		Ž	4	0.1	0.1	0.1	0.0
C46	Kaposijev sarkom <i>Kaposi's sarcoma</i>	M	0	0.0	0.0	0.0	0.0
		Ž	0	0.0	0.0	0.0	0.0
C47	Periferni nervi i aut. ner. sis. <i>Peripheral nerves &amp; auton. nerv. sys.</i>	M	4	0.2	0.1	0.1	0.0
		Ž	10	0.4	0.2	0.2	0.1
C48	Peritoneum i retroperitoneum <i>Retroperitoneum &amp; peritoneum</i>	M	21	0.8	0.6	0.4	0.2
		Ž	35	1.3	0.9	0.7	0.3
C49	Vezivna i meka tkiva, drugi <i>Other connective and soft tissue</i>	M	59	2.3	1.9	1.5	0.6
		Ž	42	1.6	1.2	1.0	0.4
C50	Dojka <i>Breast</i>	M	37	1.5	1.1	0.8	0.5
		Ž	2675	99.7	72.5	53.6	37.2

Tabela 23.1 Broj novoobolelih i incidencija od raka na 100.000 stanovnika prema primarnoj lokalizaciji, uzrastu i polu, centralna Srbija, 2014. godina (nastavak)  
 Table 23.1 Number of new cancer cases and cancer incidence rates per 100,000 population by primary site, age and sex, Central Serbia, 2014 (continued)

MKB-10 (ICD-10) Šifra (Code)	Primarna lokalizacija Primary site	POL SEX	Ukupno (All)	Sirova incid. Crude rate	Standardizovana incidencija (Stand. incidence)		
					ASR(E)	ASR(W)	TRUNC
<b>Ukupno (All)</b>			<b>13791</b>	<b>541.5</b>	<b>395.7</b>	<b>279.2</b>	<b>129.3</b>
		Ž (Female)	<b>12571</b>	<b>468.5</b>	<b>322.9</b>	<b>236.3</b>	<b>139.2</b>
C51	Vulva <i>Vulva</i>	Ž	95	3.5	2.1	1.4	0.5
C52	Vagina <i>Vagina</i>	Ž	24	0.9	0.6	0.4	0.2
C53	Grlić materice <i>Cervix uteri</i>	Ž	836	31.2	25.9	20.1	15.8
C54	Materica, telo <i>Corpus uteri</i>	Ž	748	27.9	19.7	14.4	9.5
C55	Materica, neoznačeni deo <i>Uterus, unspecified part</i>	Ž	37	1.4	0.9	0.6	0.4
C56	Jajnik <i>Ovary</i>	Ž	517	19.3	14.0	10.5	6.9
C57	Zenski gen. org., dr. neoz. lok. <i>Other &amp; unspec. parts of fem. gen. org.</i>	Ž	21	0.8	0.5	0.3	0.2
C58	Placenta <i>Placenta</i>	Ž	1	0.0	0.0	0.0	0.0
C60	Penis <i>Penis</i>	M	47	1.8	1.4	1.0	0.4
C61	Prostata <i>Prostate</i>	M	1541	60.5	40.8	26.4	6.1
C62	Testis <i>Testis</i>	M	188	7.4	7.4	7.0	2.6
C63	Muški gen. org., dr. neoz. org. <i>Other &amp; unspec. male genital organs</i>	M	5	0.2	0.2	0.2	0.0
C64	Bubreg <i>Kidney, except renal pelvis</i>	M	324	12.7	9.9	7.3	4.5
		Ž	198	7.4	5.1	3.8	2.0
C65	Bubrežna karlica <i>Renal pelvis</i>	M	33	1.3	1.0	0.6	0.4
		Ž	26	1.0	0.6	0.4	0.2
C66	Ureter <i>Ureter</i>	M	13	0.5	0.4	0.2	0.1
		Ž	7	0.3	0.1	0.1	0.0
C67	Mokraćna bešika <i>Bladder</i>	M	920	36.1	25.6	17.5	8.1
		Ž	300	11.2	7.0	4.9	2.9
C68	Urinarni organi, dr. neoz. org. <i>Other &amp; unspecified urinary organs</i>	M	3	0.1	0.1	0.1	0.0
		Ž	3	0.1	0.1	0.0	0.0
C69	Oko, pripoji oka <i>Eye and adnexa</i>	M	32	1.3	1.0	0.7	0.3
		Ž	26	1.0	0.7	0.7	0.2
C70	Moždanice <i>Meninges</i>	M	15	0.6	0.5	0.4	0.1
		Ž	10	0.4	0.2	0.2	0.1
C71	Mozak <i>Brain</i>	M	353	13.9	11.2	9.0	4.3
		Ž	258	9.6	7.0	5.6	2.6
C72	Centralni ner. sis., dr. delovi <i>Spinal cord, cran. nerv. &amp; oth. parts of CNS</i>	M	15	0.6	0.5	0.3	0.2
		Ž	9	0.3	0.3	0.2	0.2
C73	Štitasta žlezda <i>Thyroid gland</i>	M	69	2.7	2.2	1.8	0.8
		Ž	183	6.8	5.8	4.7	3.0
C74	Nadbubrežna žlezda <i>Adrenal gland</i>	M	19	0.7	0.7	0.7	0.1
		Ž	15	0.6	0.4	0.3	0.2
C75	Endokrine žlezde, druge <i>Oth. endoc. gl. &amp; related structures</i>	M	6	0.2	0.2	0.1	0.1
		Ž	7	0.3	0.3	0.3	0.1
C76	Ostale lokalizacije <i>Other &amp; ill defined sites</i>	M	38	1.5	1.1	0.7	0.3
		Ž	63	2.3	1.5	1.2	0.5
C77-C80	Sekundarne lok., bez ozn. lok. <i>Unspec. mal.neo. of lymph nod.&amp; without of spec.of site</i>	M	402	15.8	11.8	8.5	4.4
		Ž	333	12.4	8.1	6.0	2.8
C81	Hodgkinova bolest <i>Hodgkin's disease</i>	M	68	2.7	2.4	2.2	0.7
		Ž	47	1.8	1.8	1.8	0.5
C82	Ne-Hodgkinov lim., folikularni <i>Follicular non-Hodgkin's lymphoma</i>	M	19	0.7	0.6	0.5	0.3
		Ž	40	1.5	1.3	1.1	0.7
C83	Ne-Hodgkinov lim., difuzni <i>Diffuse non-Hodgkin's lymphoma</i>	M	92	3.6	2.8	2.2	1.1
		Ž	69	2.6	1.9	1.5	0.9
C84	Periferni i kožni lim. T-ćelija <i>Peripheral &amp; cutaneous T-cell lymphomas</i>	M	11	0.4	0.3	0.3	0.1
		Ž	2	0.1	0.0	0.0	0.0
C85	Ne-Hodgkinovi limfomi, drugi <i>Oth. &amp; unspec. types of non-Hodgkin's lymphoma</i>	M	83	3.3	2.5	1.9	0.8
		Ž	61	2.3	1.6	1.2	0.6
C88	Zloćudne imunoprolifer. bolesti <i>Malignant immunoproliferative diseases</i>	M	5	0.2	0.1	0.1	0.1
		Ž	2	0.1	0.1	0.1	0.1
C90	Mult. mijelom i zloć. tum. plaz. ćel. <i>Multiple myeloma and malignant plasma cell neoplasms</i>	M	92	3.6	2.7	1.9	1.1
		Ž	92	3.4	2.3	1.6	0.9
C91	Limfoidna leukemija <i>Lymphoblastic, lymphoid leukaemia</i>	M	129	5.1	4.0	3.4	0.8
		Ž	89	3.3	2.5	2.2	0.5
C92	Mijeloidna leukemija <i>Myeloid leukaemia</i>	M	137	5.4	4.3	3.4	1.5
		Ž	97	3.6	2.7	2.2	1.0
C93	Monocitna leukemija <i>Monocytic leukaemia</i>	M	4	0.2	0.1	0.1	0.1
		Ž	5	0.2	0.1	0.1	0.0
C94	Leukemije, druge <i>Other leukaemias of specified cells</i>	M	2	0.1	0.1	0.1	0.0
		Ž	2	0.1	0.1	0.0	0.0
C95	Leukemije, neozna-ene <i>Leukaemia, unspecified cell type</i>	M	13	0.5	0.4	0.3	0.1
		Ž	11	0.4	0.2	0.2	0.1
C96	Dr. zloć. tum. hematop. sist. <i>Oth. &amp; unspec. mal.neo. of lymph.,haematopoietic &amp; related tissue</i>	M	7	0.3	0.2	0.1	0.1
		Ž	2	0.1	0.1	0.1	0.0
C00-C96 (C44)	Sve lokalizacije, bez kože <i>All sites but skin</i>	Ž	<b>11961</b>	<b>469.7</b>	<b>345.4</b>	<b>245.8</b>	<b>115.9</b>
			<b>10854</b>	<b>404.5</b>	<b>284.5</b>	<b>210.1</b>	<b>128.1</b>

Tabela 24. Broj umrlih i mortalitet od raka na 100.000 stanovnika prema primarnoj lokalizaciji, uzrastu i polu, centralna Srbija, 2014. godina

Table 24. Number of death cancer cases and cancer mortality rates per 100.000 population by primary site, age and sex, Central Serbia, 2014

MKB-10 (ICD-10) Šifra (Code) Ukupno (All)	Primarna lokalizacija Primary site	POL	Ukupno (All) 6599	Sirovi mort. Crude rate 335.9 245.9	Standardizovani mortalitet (Stand. mortality)		
		SEX M (Male) Ž (Female)			ASR(E)	ASR(W)	TRUNC
C00	Usna <i>Lip</i>	M Ž	15 3	0.6 0.1	0.4 0.1	0.2 0.0	0.1 0.0
C01	Jezik, koren <i>Base of tongue</i>	M Ž	23 3	0.9 0.1	0.7 0.1	0.5 0.0	0.4 0.0
C02	Jezik, drugi delovi <i>Tongue, other &amp; unspecified parts</i>	M Ž	33 7	1.3 0.3	1.0 0.2	0.8 0.1	0.5 0.1
C03	Desni <i>Gum</i>	M Ž	4 2	0.2 0.1	0.1 0.1	0.1 0.0	0.0 0.0
C04	Pod usta <i>Floor of mouth</i>	M Ž	28 4	1.1 0.1	0.9 0.1	0.7 0.1	0.6 0.0
C05	Nepece <i>Palate</i>	M Ž	4 9	0.2 0.3	0.1 0.2	0.1 0.1	0.0 0.1
C06	Usta, drugi delovi <i>Mouth, other &amp; unspecified parts</i>	M Ž	12 3	0.5 0.1	0.4 0.1	0.3 0.1	0.2 0.1
C07	Parotidna žlezda <i>Parotid gland</i>	M Ž	15 7	0.6 0.3	0.4 0.1	0.2 0.1	0.1 0.0
C08	Pljuvačna žlezda <i>Other &amp; unspec. major salivary gl.</i>	M Ž	5 4	0.2 0.1	0.2 0.1	0.1 0.1	0.1 0.0
C09	Krajnik <i>Tonsil</i>	M Ž	13 3	0.5 0.1	0.4 0.0	0.3 0.0	0.2 0.0
C10	Orofarings <i>Oropharynx</i>	M Ž	19 5	0.7 0.2	0.6 0.1	0.4 0.1	0.3 0.0
C11	Nasofarings <i>Nasopharynx</i>	M Ž	21 7	0.8 0.3	0.7 0.2	0.5 0.1	0.4 0.1
C12	Piriformni sinus <i>Pyriform sinus</i>	M Ž	0 0	0.0 0.0	0.0 0.0	0.0 0.0	0.0 0.0
C13	Hipofarings <i>Hypopharynx</i>	M Ž	55 8	2.2 0.3	1.6 0.2	1.1 0.1	0.7 0.1
C14	Usne, usta, ždrelo, drugi delovi <i>Other &amp; ill def. sites in the lip oral cavity &amp; pharynx</i>	M Ž	14 2	0.5 0.1	0.4 0.1	0.3 0.1	0.3 0.1
C15	Jednjak <i>Oesophagus</i>	M Ž	136 34	5.3 1.3	3.9 0.8	2.7 0.6	1.6 0.3
C16	Želudac <i>Stomach</i>	M Ž	460 248	18.1 9.2	12.5 5.5	8.2 3.7	3.2 1.6
C17	Tanko crevo <i>Small intestine</i>	M Ž	14 26	0.5 1.0	0.4 0.5	0.3 0.3	0.2 0.1
C18	Debelo crevo <i>Colon</i>	M Ž	551 371	21.6 13.8	14.9 8.0	9.8 5.3	3.4 2.5
C19	Rektosigmoidni prelaz <i>Rectosigmoid junction</i>	M Ž	69 45	2.7 1.7	1.9 1.0	1.2 0.7	0.4 0.3
C20	Rektum <i>Rectum</i>	M Ž	408 280	16.0 10.4	11.0 6.2	7.3 4.1	2.9 1.8
C21	Anus i analni kanal <i>Anus &amp; anal canal</i>	M Ž	16 16	0.6 0.6	0.4 0.4	0.3 0.3	0.1 0.2
C22	Jetra, žučni kanali <i>Liver &amp; intrahepatic bile ducts</i>	M Ž	332 202	13.0 7.5	9.1 4.3	6.0 2.8	2.7 0.9
C23	Zučna kesica <i>Gallbladder</i>	M Ž	41 78	1.6 2.9	1.1 1.7	0.7 1.1	0.2 0.4
C24	Zučni kanali, drugi delovi <i>Biliary tract, other &amp; unspec. parts</i>	M Ž	38 39	1.5 1.5	1.0 0.8	0.7 0.5	0.2 0.2
C25	Pankreas <i>Pancreas</i>	M Ž	432 352	17.0 13.1	11.9 7.7	7.9 5.1	3.5 2.2
C26	Org. za var., neodred. lok. <i>Other &amp; ill-defined digestive organs</i>	M Ž	20 30	0.8 1.1	0.6 0.6	0.4 0.4	0.2 0.1
C30	Nosna šupljina i srednje uvo <i>Nasal cavity &amp; middle ear</i>	M Ž	6 11	0.2 0.4	0.1 0.3	0.1 0.2	0.0 0.1
C31	Nosni sinusi <i>Accessory sinuses</i>	M Ž	9 8	0.4 0.3	0.2 0.2	0.1 0.1	0.1 0.0
C32	Larings <i>Larynx</i>	M Ž	244 24	9.6 0.9	7.0 0.5	4.9 0.3	2.8 0.1
C33	Traheja <i>Trachea</i>	M Ž	4 3	0.2 0.1	0.1 0.1	0.1 0.1	0.0 0.0
C34	Bronh i pluća <i>Bronchus &amp; lung</i>	M Ž	2609 1003	102.4 37.4	74.0 24.6	51.5 17.3	27.3 10.6
C37	Timus <i>Thymus</i>	M Ž	1 1	0.0 0.0	0.0 0.0	0.0 0.0	0.0 0.0
C38	Srce, mediastinum, pleura <i>Heart, mediastinum &amp; pleura</i>	M Ž	14 16	0.5 0.6	0.4 0.4	0.3 0.3	0.1 0.1
C39	Toraks, druge lokalizacije <i>Other &amp; ill-def. in the res. sys. &amp; intrath. org.</i>	M Ž	2 2	0.1 0.1	0.1 0.0	0.0 0.0	0.0 0.0
C40	Kosti i zglob, hrskavice udova <i>Bone &amp; articular cartilage of limbs</i>	M Ž	10 5	0.4 0.2	0.3 0.2	0.3 0.1	0.1 0.1
C41	Kosti i zglob, hrskav., dr. lok. <i>Bone &amp; artic. cart. of other &amp; unspec. parts</i>	M Ž	32 24	1.3 0.9	0.9 0.6	0.7 0.5	0.4 0.3
C43	Koža, maligni melanom <i>Malignant melanoma of skin</i>	M Ž	99 83	3.9 3.1	2.9 2.0	2.0 1.4	1.1 0.6
C44	Koža, drugi mal. tumori <i>Skin, other malignomas</i>	M Ž	67 64	2.6 2.4	1.8 1.2	1.1 0.7	0.4 0.2
C45	Mezoteliom <i>Mesothelioma</i>	M Ž	16 9	0.6 0.3	0.5 0.2	0.3 0.2	0.1 0.1
C46	Kaposijev sarkom <i>Kaposi's sarcoma</i>	M Ž	1 0	0.0 0.0	0.0 0.0	0.0 0.0	0.0 0.0
C47	Periferni nervi i aut. ner. sis. <i>Peripheral nerves &amp; auton. nerv. sys.</i>	M Ž	3 3	0.1 0.1	0.1 0.1	0.1 0.0	0.1 0.0
C48	Peritoneum i retroperitoneum <i>Retroperitoneum &amp; peritoneum</i>	M Ž	18 28	0.7 1.0	0.5 0.6	0.4 0.4	0.2 0.2
C49	Vezivna i meka tkiva, drugi <i>Other connective and soft tissue</i>	M Ž	25 23	1.0 0.9	0.8 0.7	0.6 0.5	0.3 0.2
C50	Dojka <i>Breast</i>	M Ž	22 1180	0.9 44.0	0.6 27.8	0.4 19.3	0.2 10.8

Tabela 24.1 Broj umrlih i mortalitet od raka na 100.000 stanovnika prema primarnoj lokalizaciji, uzrastu i polu, centralna Srbija, 2014. godina (nastavak)

Table 24.1 Number of death cancer cases and cancer mortality rates per 100.000 population by primary site, age and sex, Central Serbia, 2014 (continued)

MKB-10 (ICD-10) Šifra (Code)	Primarna lokalizacija Primary site	POL SEX	Ukupno (All)	Sirovi mort. Crude rate	Standardizovani mortalitet (Stand. mortality)		
					ASR(E)	ASR(W)	TRUNC
Ukupno (All)		M (Male) Ž (Female)	8553 6599	335.9 245.9	237.5 153.0	160.9 105.7	72.9 54.0
C51	Vulva <i>Vulva</i>	Ž	60	2.2	1.2	0.8	0.3
C52	Vagina <i>Vagina</i>	Ž	18	0.7	0.4	0.2	0.1
C53	Grlić materice <i>Cervix uteri</i>	Ž	302	11.3	8.1	5.9	4.1
C54	Materica, telo <i>Corpus uteri</i>	Ž	179	6.7	4.2	2.9	1.3
C55	Materica, neoznačeni deo <i>Uterus, unspecified part</i>	Ž	51	1.9	1.2	0.8	0.4
C56	Jajnik <i>Ovary</i>	Ž	330	12.3	8.0	5.6	2.9
C57	Ženski gen. org., dr. neoz. lok. <i>Other &amp; unspec. parts of fem. gen. org.</i>	Ž	10	0.4	0.2	0.1	0.1
C58	Placenta <i>Placenta</i>	Ž	0	0.0	0.0	0.0	0.0
C60	Penis <i>Penis</i>	M	25	1.0	0.7	0.5	0.3
C61	Prostata <i>Prostate</i>	M	694	27.3	17.2	10.1	1.3
C62	Testis <i>Testis</i>	M	13	0.5	0.5	0.4	0.2
C63	Muški gen. org., dr. neoz. org. <i>Other &amp; unspec. male genital organs</i>	M	1	0.0	0.0	0.0	0.0
C64	Bubreg <i>Kidney, except renal pelvis</i>	M Ž	154 91	6.0 3.4	4.4 1.9	3.0 1.2	1.8 0.4
C65	Bubrežna karlica <i>Renal pelvis</i>	M Ž	14 15	0.5 0.6	0.4 0.3	0.3 0.2	0.1 0.1
C66	Ureter <i>Ureter</i>	M Ž	6 7	0.2 0.3	0.1 0.1	0.1 0.1	0.0 0.0
C67	Mokraćna bešika <i>Bladder</i>	M Ž	353 139	13.9 5.2	9.2 2.7	5.7 1.7	1.8 0.6
C68	Urinarni organi, dr. neoz. org. <i>Other &amp; unspecified urinary organs</i>	M Ž	4 1	0.2 0.0	0.1 0.0	0.1 0.0	0.0 0.0
C69	Oko, pripoji oka <i>Eye and adnexa</i>	M Ž	14 10	0.5 0.4	0.4 0.2	0.2 0.2	0.1 0.1
C70	Moždance <i>Meninges</i>	M Ž	8 11	0.3 0.4	0.2 0.3	0.2 0.2	0.1 0.1
C71	Mozak <i>Brain</i>	M Ž	290 231	11.4 8.6	8.7 5.6	6.6 4.1	3.0 2.0
C72	Centralni ner. sis., dr. delovi <i>Spinal cord, cran. nerv. &amp; oth. parts of CNS</i>	M Ž	9 5	0.4 0.2	0.3 0.1	0.2 0.1	0.1 0.1
C73	Štitasta žlezda <i>Thyroid gland</i>	M Ž	23 41	0.9 1.5	0.6 0.9	0.4 0.6	0.2 0.3
C74	Nadbubrežna žlezda <i>Adrenal gland</i>	M Ž	14 18	0.5 0.7	0.4 0.6	0.3 0.6	0.1 0.1
C75	Endokrine žlezde, druge <i>Oth. endoc. gl. &amp; related structures</i>	M Ž	6 3	0.2 0.1	0.2 0.1	0.1 0.0	0.1 0.0
C76	Ostale lokalizacije <i>Other &amp; ill defined sites</i>	M Ž	41 82	1.6 3.1	1.1 1.8	0.8 1.2	0.4 0.6
C77-C80	Sekundarne lok., bez ozn. lok. <i>Unspec. mal.neo. of lymph nod. &amp; without of spec. of site</i>	M Ž	408 322	16.0 12.0	11.3 7.3	7.7 5.0	3.7 2.5
C81	Hodgkinova bolest <i>Hodgkin's disease</i>	M Ž	27 27	1.1 1.0	0.8 0.8	0.6 0.6	0.3 0.3
C82	Ne-Hodgkinov lim., folikularni <i>Follicular non-Hodgkin's lymphoma</i>	M Ž	14 18	0.5 0.7	0.4 0.5	0.3 0.4	0.2 0.2
C83	Ne-Hodgkinov lim., difuzni <i>Diffuse non-Hodgkin's lymphoma</i>	M Ž	75 53	2.9 2.0	2.2 1.3	1.6 0.9	0.8 0.4
C84	Periferni i kožni lim. T-ćelija <i>Peripheral &amp; cutaneous T-cell lymphomas</i>	M Ž	6 2	0.2 0.1	0.2 0.0	0.1 0.0	0.0 0.0
C85	Ne-Hodgkinovi limfomi, drugi <i>Oth. &amp; unspec. types of non-Hodgkin's lymphoma</i>	M Ž	61 46	2.4 1.7	1.8 1.0	1.2 0.6	0.7 0.3
C88	Zloćudne imunoprolifer. bolesti <i>Malignant immunoproliferative diseases</i>	M Ž	2 1	0.1 0.0	0.1 0.0	0.0 0.0	0.0 0.0
C90	Mult. mijelom i zloć. tum. plaz. ćel. <i>Multiple myeloma and malignant plasma cell neoplasms</i>	M Ž	89 78	3.5 2.9	2.4 1.8	1.7 1.3	0.7 0.7
C91	Limfoidna leukemija <i>Lymphoblastic, lymphoid leukaemia</i>	M Ž	105 58	4.1 2.2	2.9 1.3	1.9 0.9	0.6 0.5
C92	Mijeloidna leukemija <i>Myeloid leukaemia</i>	M Ž	112 82	4.4 3.1	3.2 2.0	2.3 1.5	0.9 0.7
C93	Monocitna leukemija <i>Monocytic leukaemia</i>	M Ž	5 10	0.2 0.4	0.1 0.3	0.1 0.2	0.0 0.1
C94	Leukemije, druge <i>Other leukaemias of specified cells</i>	M Ž	3 3	0.1 0.1	0.1 0.0	0.1 0.0	0.0 0.0
C95	Leukemije, neoznačene <i>Leukaemia, unspecified cell type</i>	M Ž	8 10	0.3 0.4	0.2 0.2	0.1 0.1	0.0 0.0
C96	Dr. zloć. tum. hematop. sist. <i>Oth. &amp; unspec. mal.neo. of lymph., haematopoietic &amp; related tissue</i>	M Ž	9 10	0.4 0.4	0.2 0.2	0.1 0.2	0.0 0.1
C00-C96 (C44)	Sve lokalizacije, bez kože <i>All sites but skin</i>	M Ž	8486 6535	333.2 243.6	235.7 151.8	159.8 105.0	72.5 53.8